



US00D457039S

(12) **United States Design Patent**
Van Alstine

(10) **Patent No.:** **US D457,039 S**

(45) **Date of Patent:** **** May 14, 2002**

(54) **GRADE STAKE**

(76) **Inventor:** **Eric J. Van Alstine**, 796 W. Pine Wood Ct., Lake Mary, FL (US) 32746

(**) **Term:** **14 Years**

(21) **Appl. No.:** **29/136,247**

(22) **Filed:** **Jan. 29, 2001**

(51) **LOC (7) Cl.** **08-01**

(52) **U.S. Cl.** **D8/1**

(58) **Field of Search** D8/1, 2; D21/840;
47/44, 46, 47

(56) **References Cited**

U.S. PATENT DOCUMENTS

D378,980 S	*	4/1997	Thayer et al.	D8/1
D407,281 S	*	3/1999	Antel et al.	D8/1
D419,403 S	*	1/2000	Halil	D8/1
D447,025 S	*	8/2001	Hughes	D8/1

* cited by examiner

Primary Examiner—Robin V. Taylor

(74) *Attorney, Agent, or Firm*—William M. Hobby, III

(57) **CLAIM**

The ornamental design for a grade stake, as shown and described.

DESCRIPTION

FIG. 1 is a top and front side perspective view of my new grade stake;

FIG. 2 is a front side elevation;

FIG. 3 is a rear side elevation;

FIG. 4 is a right side elevation;

FIG. 5 is a left side elevation;

FIG. 6 is a top plan view; and,

FIG. 7 is a bottom plan view.

1 Claim, 2 Drawing Sheets






FIG. 1




FIG. 2

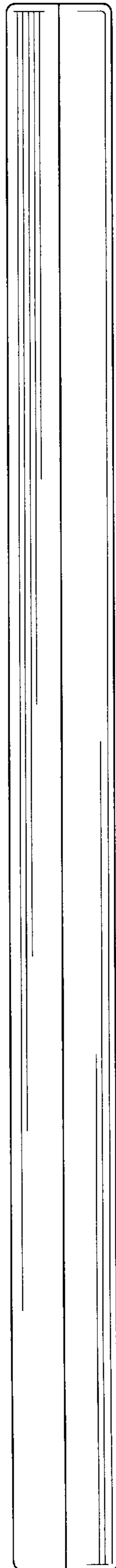


FIG. 3

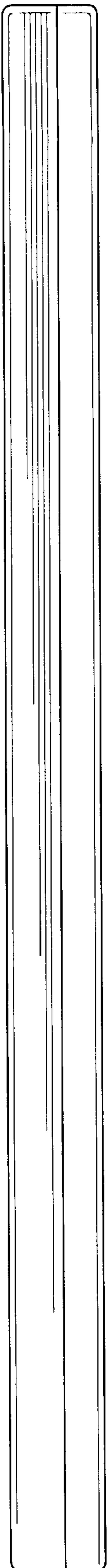


FIG. 4

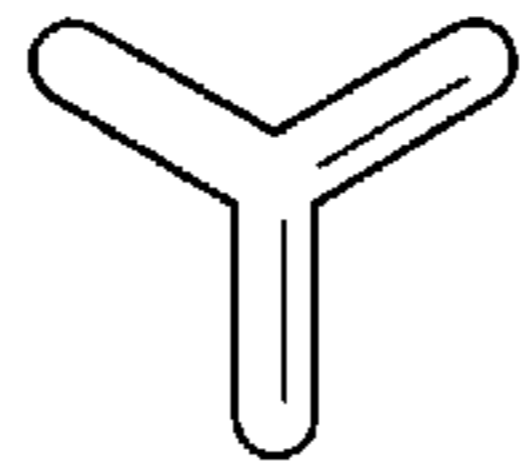


FIG. 6

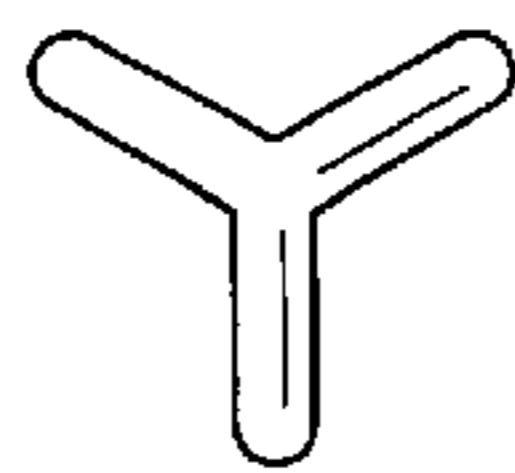


FIG. 7




FIG. 5