



US00D457033S

(12) **United States Design Patent**  
**Helman et al.**

(10) **Patent No.:** **US D457,033 S**

(45) **Date of Patent:** **\*\* May 14, 2002**

(54) **BBQ COOKING TOOL**

(75) Inventors: **Barry Helman**, Oxnard; **Andrew Helman**, Ventura; **Gregg Bond**, Los Angeles, all of CA (US)

(73) Assignee: **Hersh/Helman**, Oxnard, CA (US)

(\*\*) Term: **14 Years**

(21) Appl. No.: **29/139,827**

(22) Filed: **Apr. 6, 2001**

(51) **LOC (7) Cl.** ..... **07-02**

(52) **U.S. Cl.** ..... **D7/401.2; D7/395**

(58) **Field of Search** ..... D7/393-95, 653,  
D7/683, 401.2; D10/53, 57; 30/142, 129,  
147, 150, 322, 323; 294/55.5, 61; 374/141,  
155, 208-210

(56) **References Cited**

**U.S. PATENT DOCUMENTS**

- 3,552,210 A \* 1/1971 Wright, Jr. .... 374/155
- D405,705 S \* 2/1999 Norcross ..... D10/57
- D416,209 S \* 11/1999 Norcross et al. .... D10/57

\* cited by examiner

*Primary Examiner*—Terry A. Wallace

(74) *Attorney, Agent, or Firm*—Marvin E. Jacobs

(57) **CLAIM**

The ornamental design for BBQ cooking tool, as shown and described.

**DESCRIPTION**

FIG. 1 is a perspective view of the BBQ cooking tool of the invention;

FIG. 2 is a front elevational view of the BBQ cooking tool as shown in FIG. 1;

FIG. 3 is a right side elevational view thereof (left side being identical).

FIG. 4 is a rear elevational view thereof;

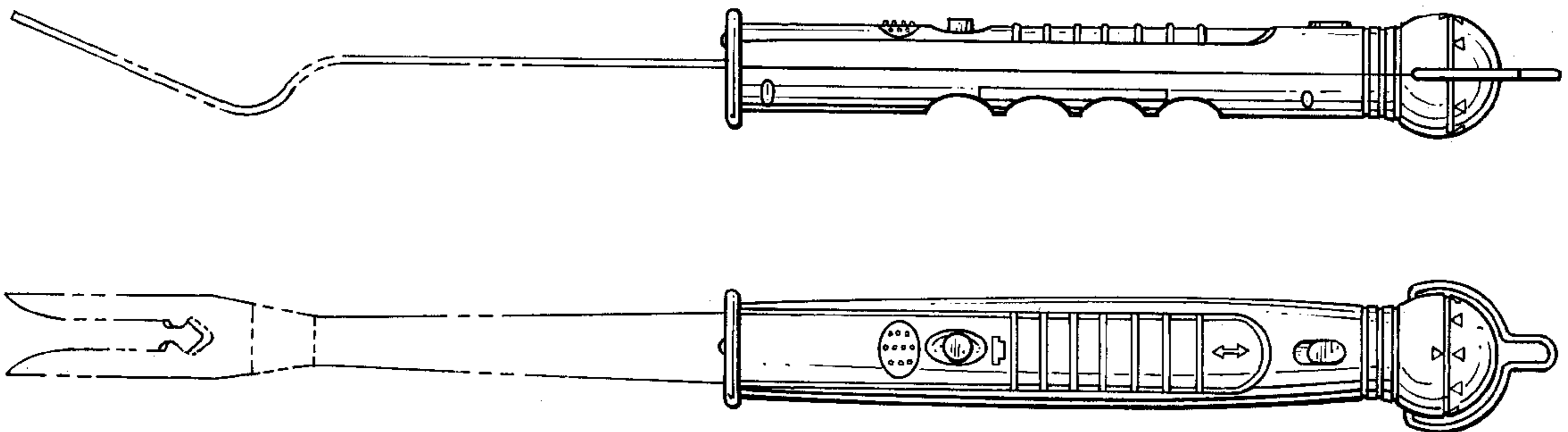
FIG. 5 is a top plan view thereof;

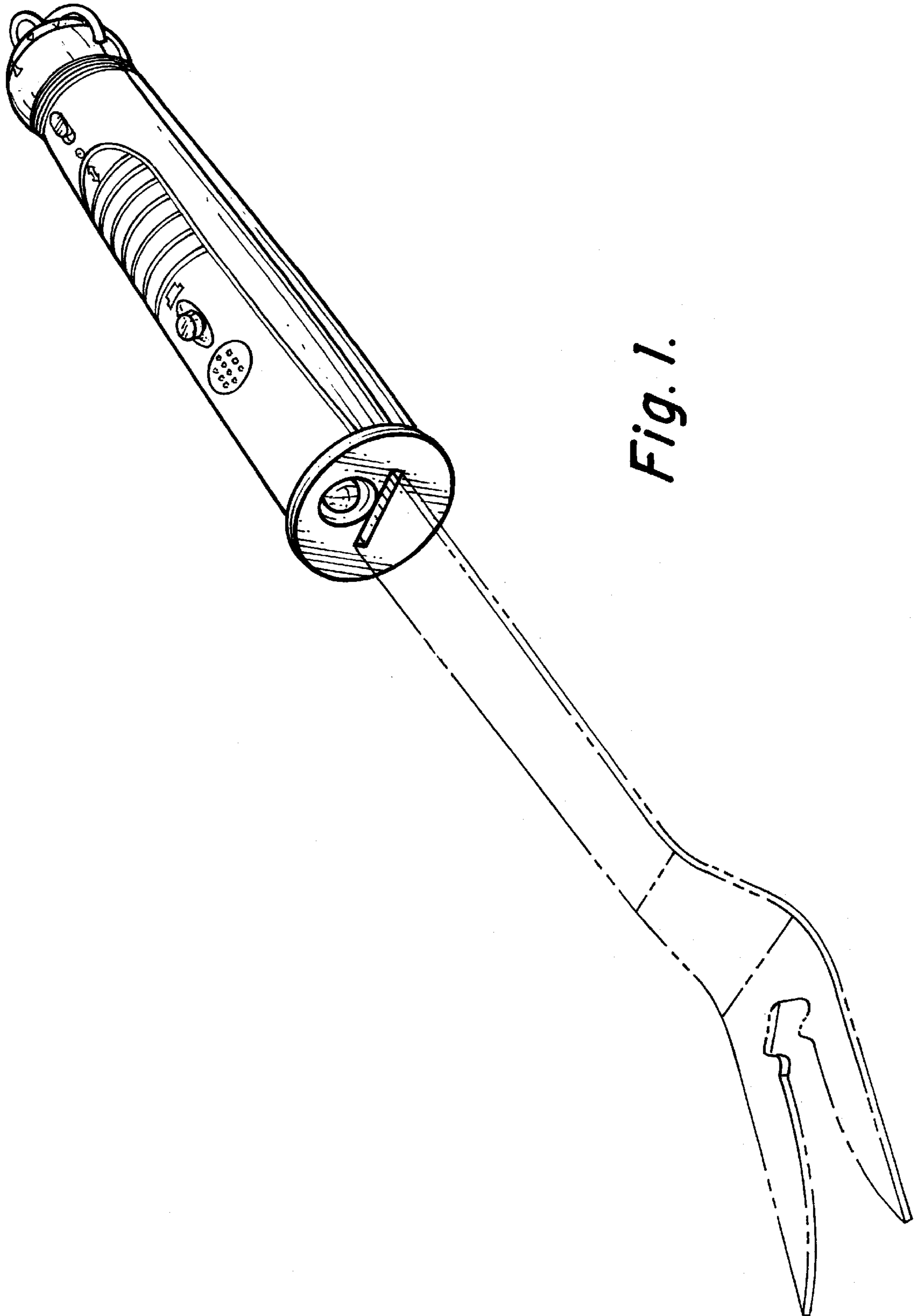
FIG. 6 is a bottom plan view thereof; and,

FIG. 7 is an alternate perspective view similar to FIG. 1 of an embodiment of the BBQ cooking tool of the invention.

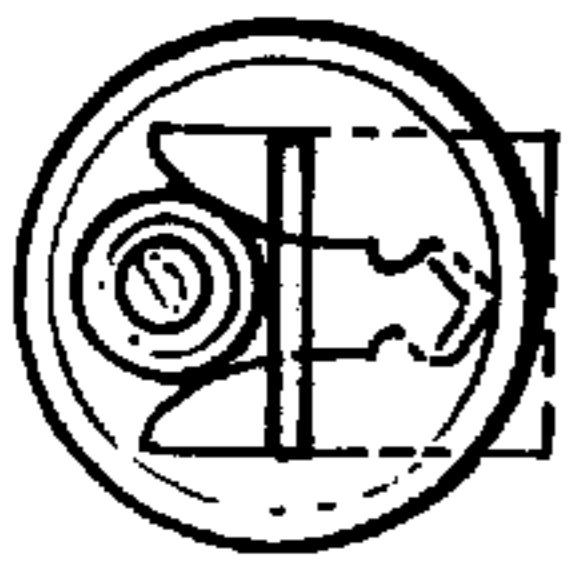
The broken lines are for illustrative purposes only and form no part of the claimed design.

**1 Claim, 3 Drawing Sheets**

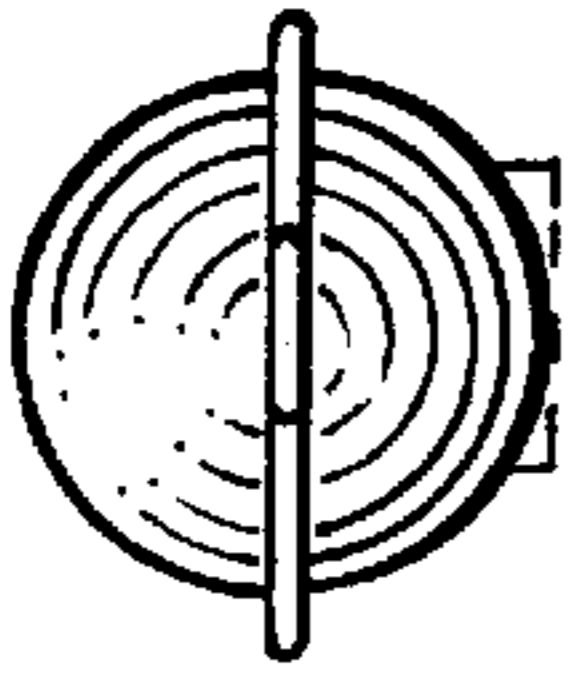





*Fig. 1.*




*Fig. 2.*




*Fig. 4.*



*Fig. 3.*



*Fig. 5.*



*Fig. 6.*

