



US00D457028S

(12) **United States Design Patent**
Beutler

(10) **Patent No.:** **US D457,028 S**

(45) **Date of Patent:** **** May 14, 2002**

(54) **BOX FOR HOLDING COMPACT DISKS**

(76) **Inventor:** **Mark Winn Beutler**, 2825 California Ave., Carmichael, CA (US) 95608

(**) **Term:** **14 Years**

(21) **Appl. No.:** **29/127,376**

(22) **Filed:** **Aug. 3, 2000**

(51) **LOC (7) Cl.** **06-04**

(52) **U.S. Cl.** **D6/632; D6/407; D9/430**

(58) **Field of Search** **D3/201, 218; D6/407, D6/626-635; D9/306, 416, 430, 432, 433; D19/26, 27, 32; 229/116.1, 109, 155; 206/307.1, 308.1, 308.2, 308.3, 309, 311, 312, 387.11, 387.13, 387.15; 369/37, 75.2, 291; 379/355**

(56) **References Cited**

U.S. PATENT DOCUMENTS

| | | | | | |
|-------------|---|---------|-----------------|-------|-----------|
| D264,184 S | * | 5/1982 | Austin | | D9/416 |
| 4,643,308 A | * | 2/1987 | Michel | | 206/308.3 |
| 4,705,209 A | * | 11/1987 | Fujihara et al. | | 229/109 |
| 4,917,291 A | * | 4/1990 | Saiki et al. | | 229/155 |
| 5,193,681 A | * | 3/1993 | Lievsay | | 206/308.3 |

| | | | | | |
|-------------|---|---------|----------|-------|---------|
| D342,445 S | * | 12/1993 | Brewer | | D9/306 |
| D387,984 S | * | 12/1997 | Magister | | D9/430 |
| 5,772,022 A | * | 6/1998 | Renna | | 206/312 |
| D410,196 S | * | 5/1999 | Berg | | D9/432 |
| D417,974 S | * | 12/1999 | Mori | | D6/632 |
| D442,862 S | * | 5/2001 | Beutler | | D9/430 |

* cited by examiner

Primary Examiner—Celia Murphy

(74) *Attorney, Agent, or Firm*—Thomas R. Lampe

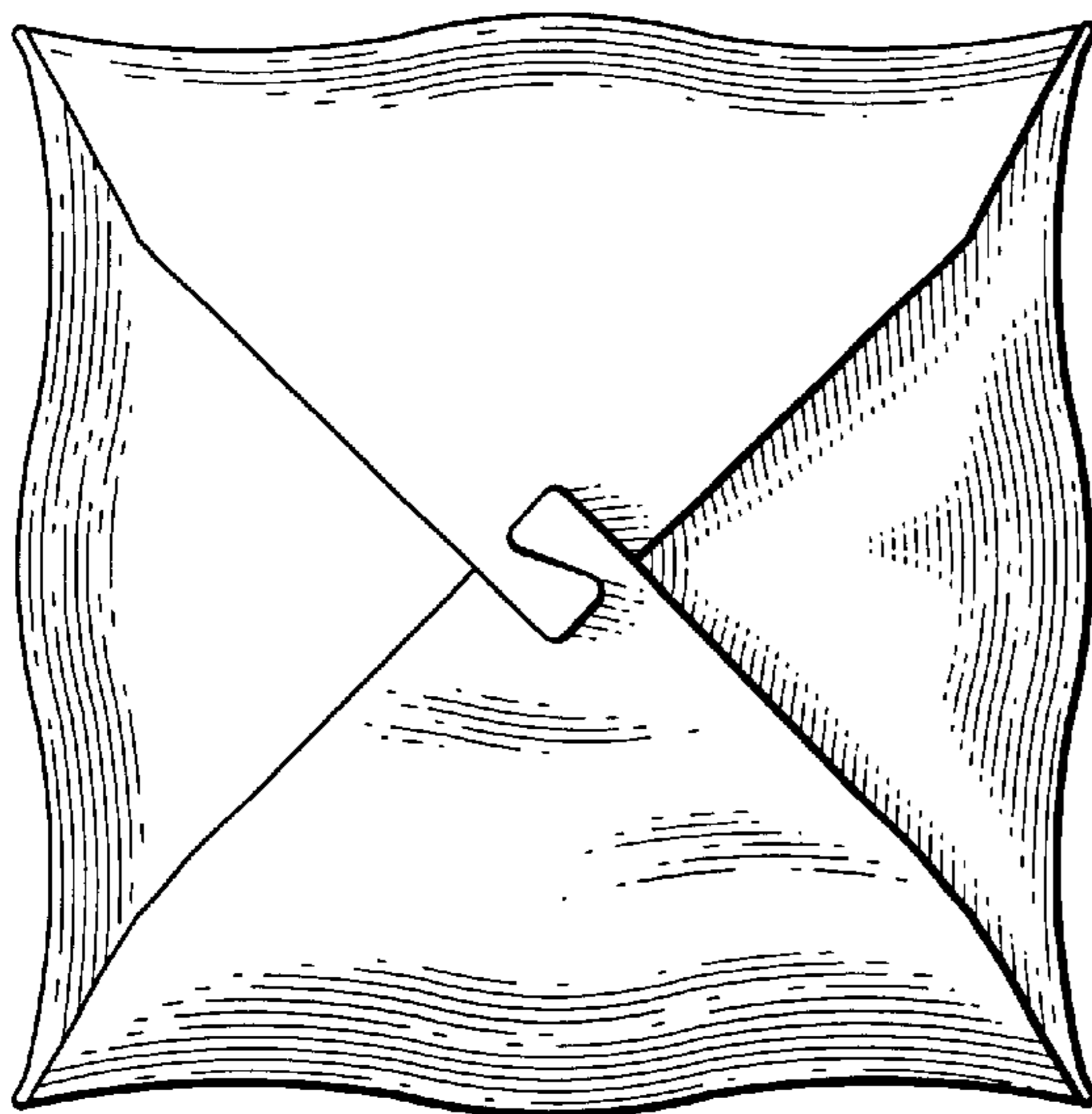
(57) **CLAIM**

The ornamental design for box for holding compact disks, as shown and described.

DESCRIPTION

FIG. 1 is a perspective view of box for holding compact disks showing my design;
FIG. 2 is a top plan view thereof;
FIG. 3 is a bottom plan view thereof;
FIG. 4 is a front elevation view thereof, the rear elevation view being a mirror image thereof; and,
FIG. 5 is a right side elevation view thereof, the left side elevation view thereof being a mirror image.

1 Claim, 1 Drawing Sheet



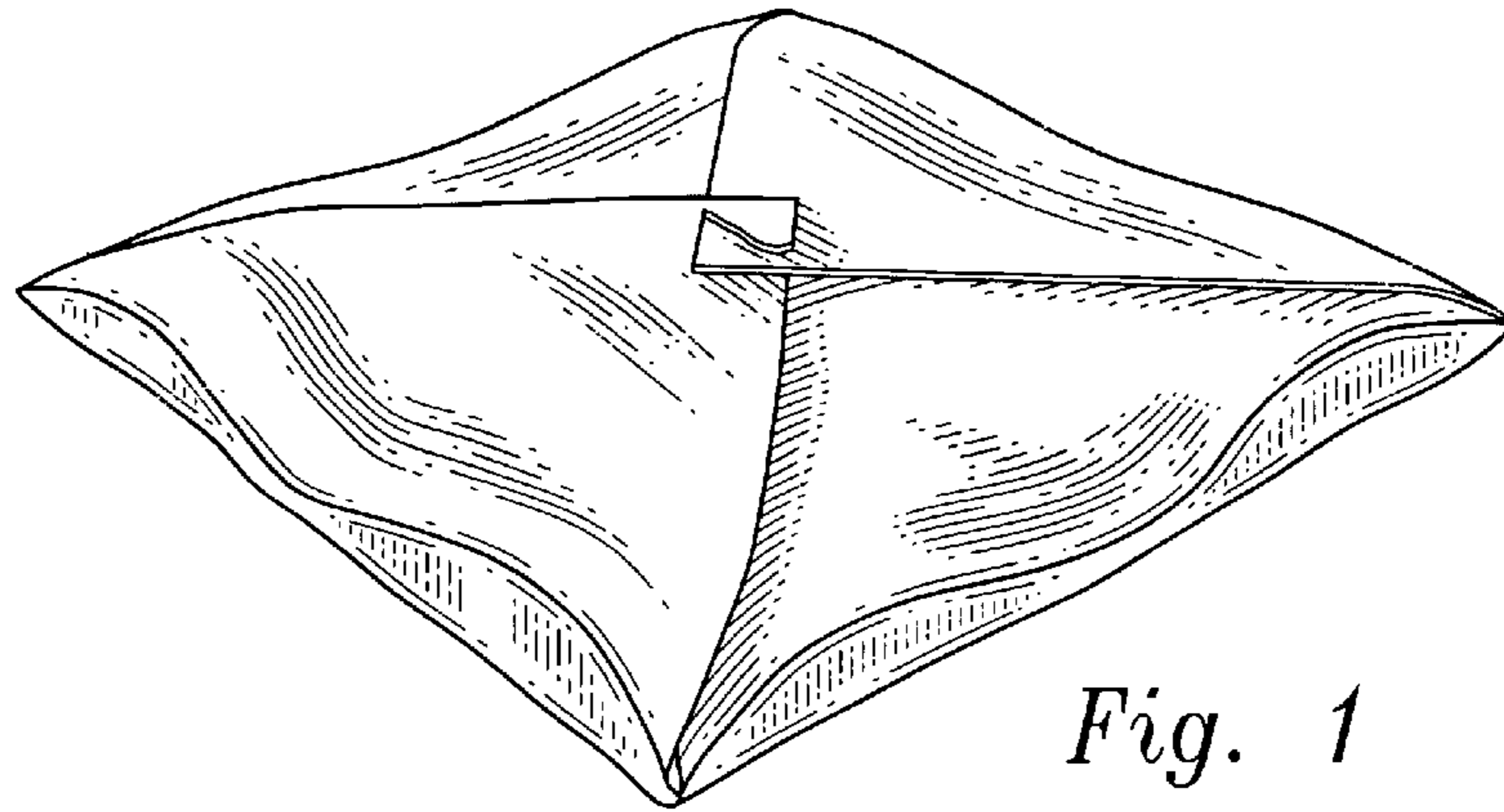


Fig. 1

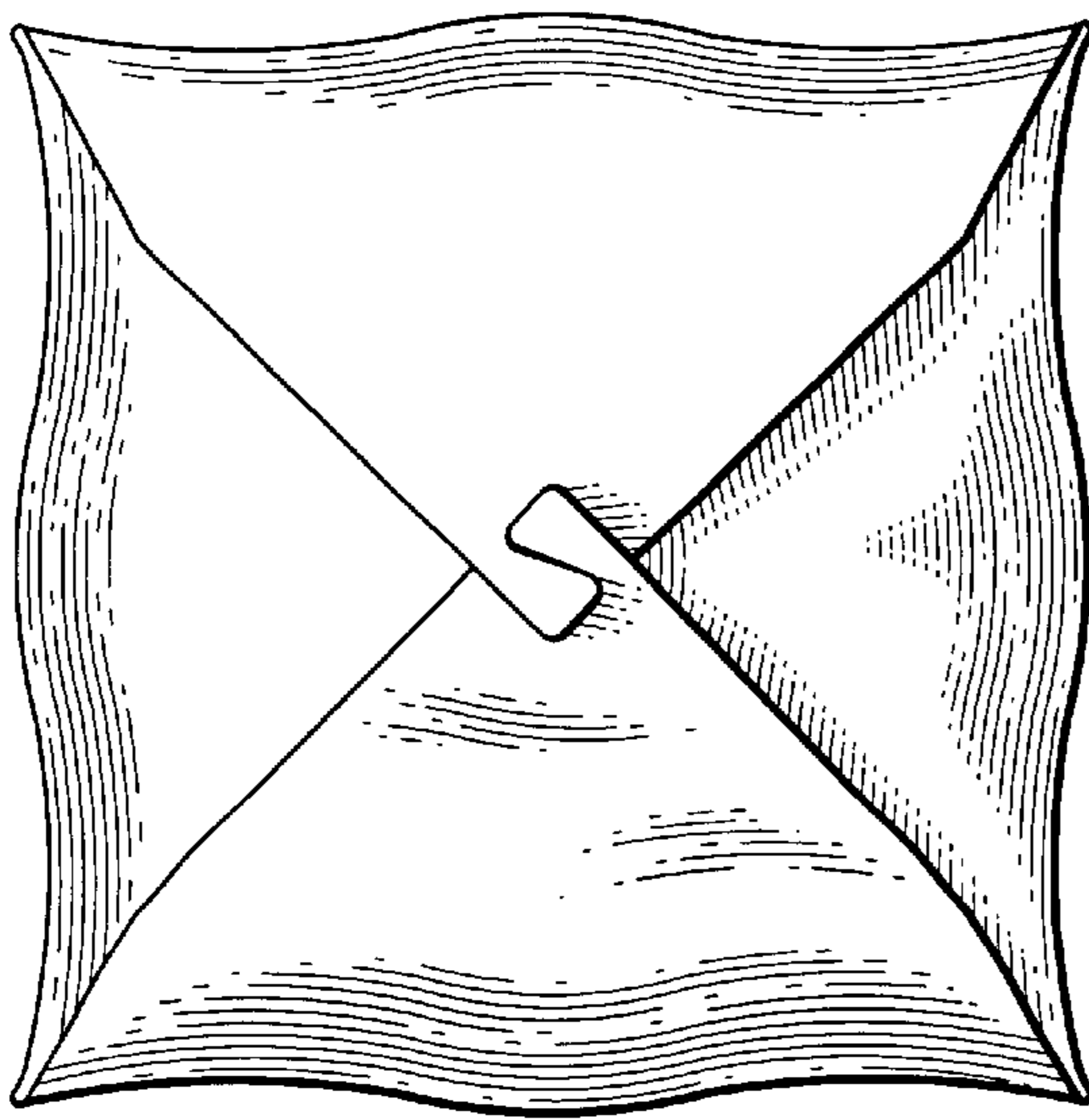


Fig. 2

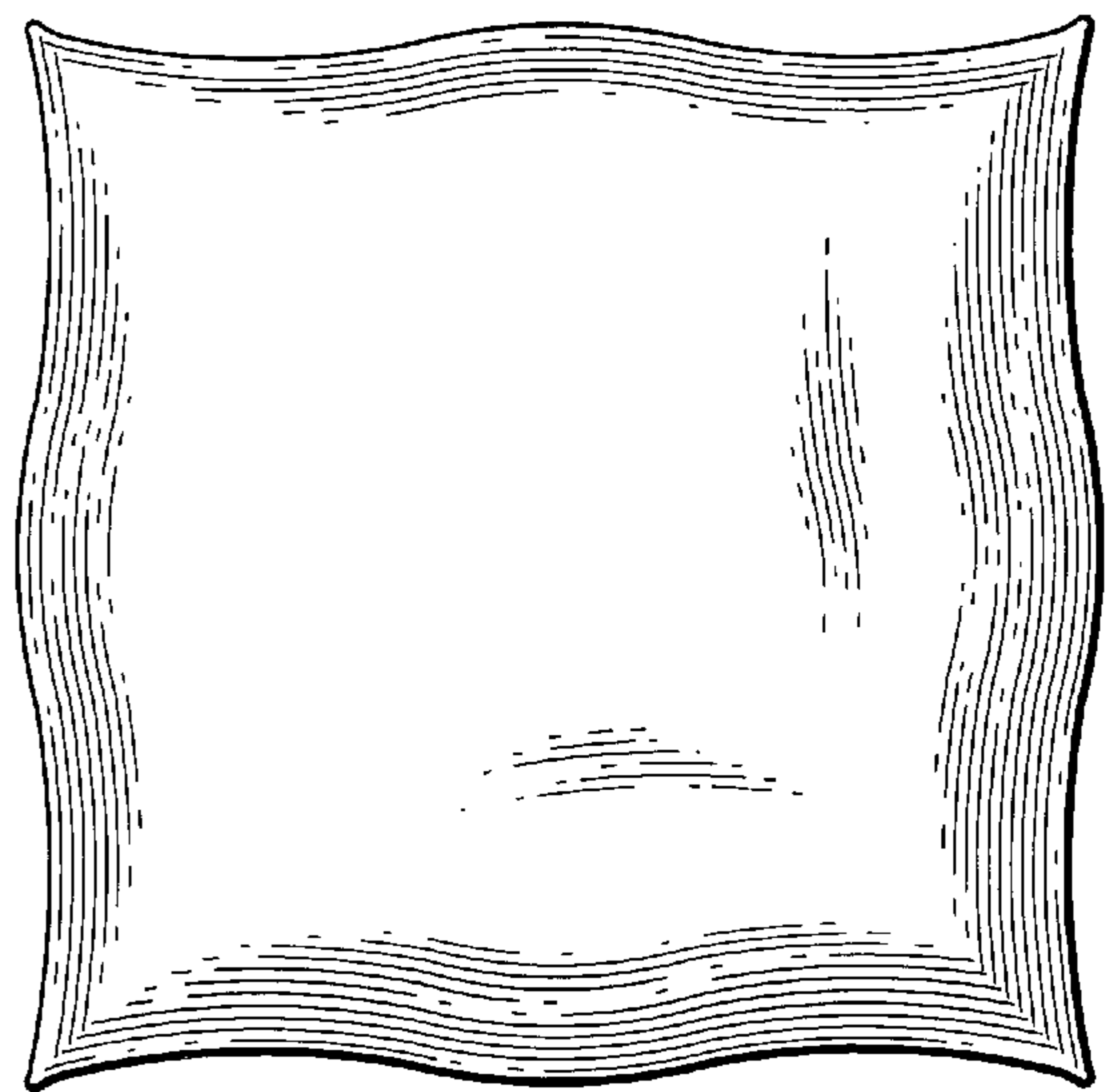


Fig. 3




Fig. 4

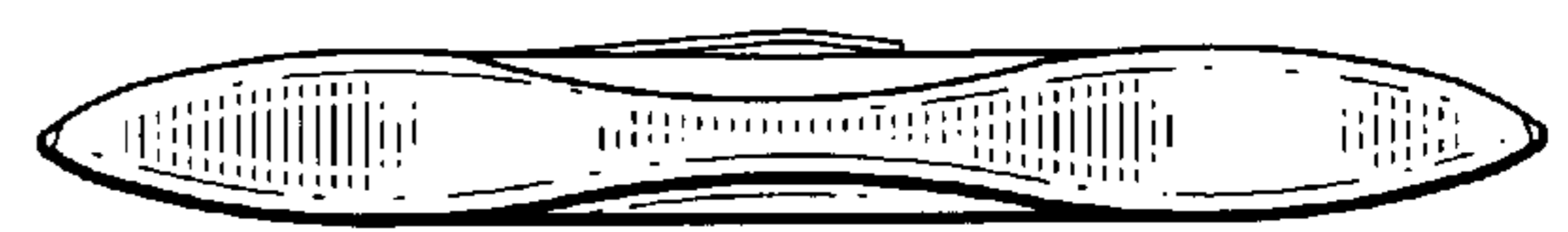


Fig. 5