

US00D456999S

(12) **United States Design Patent** (10) **Patent No.:** **US D456,999 S**
Watanabe (45) **Date of Patent:** **** May 14, 2002**

(54) **GRIP FOR AN INTERDENTAL BRUSH**

DESCRIPTION

(75) Inventor: **Takayuki Watanabe**, Nishigou-mura (JP)
(73) Assignee: **Johnson & Johnson K.K.** (JP)
(**) Term: **14 Years**
(21) Appl. No.: **29/128,129**
(22) Filed: **Aug. 18, 2000**
(30) **Foreign Application Priority Data**
Feb. 25, 2000 (JP) 2000-003813
(51) **LOC (7) Cl.** **04-02**
(52) **U.S. Cl.** **D4/104**
(58) **Field of Search** D4/104-112, 138;
15/167.1, 143.1

(56) **References Cited**

U.S. PATENT DOCUMENTS

4,710,996 A * 12/1987 Tarrson et al. 15/167.1
5,029,358 A * 7/1991 Zimmerman 15/167.1
5,896,615 A * 4/1999 Zaksenberg 15/167.1

* cited by examiner

Primary Examiner—Lisa Lichtenstein

(57) **CLAIM**

The ornamental design for a grip for an interdental brush, substantially as shown and described.

FIG. 1 is a front view of the grip for interdental brush embodying my new design;
FIG. 2 is a right side view thereof;
FIG. 3 is a left side view thereof;
FIG. 4 is a top plan view thereof;
FIG. 5 is a bottom plan view thereof;
FIG. 6 is a rear view thereof;
FIG. 7 is a cross-sectional view taken along line 7—7 of FIG. 4;
FIG. 8 is a cross-sectional view taken along line 8—8 of FIG. 4;
FIG. 9 is a cross-sectional view taken along line 9—9 of FIG. 4;
FIG. 10 is a cross-sectional view taken along line 10—10 of FIG. 4;
FIG. 11 is a cross-sectional view taken along line 11—11 of FIG. 4;
FIG. 12 is a cross-sectional view taken along line 12—12 of FIG. 4;
FIG. 13 is a cross-sectional view taken along line 13—13 of FIG. 4;
FIG. 14 is a cross-sectional view taken along line 14—14 of FIG. 4; and,
FIG. 15 is a cross-sectional view taken along line 15—15 of FIG. 4.

1 Claim, 3 Drawing Sheets

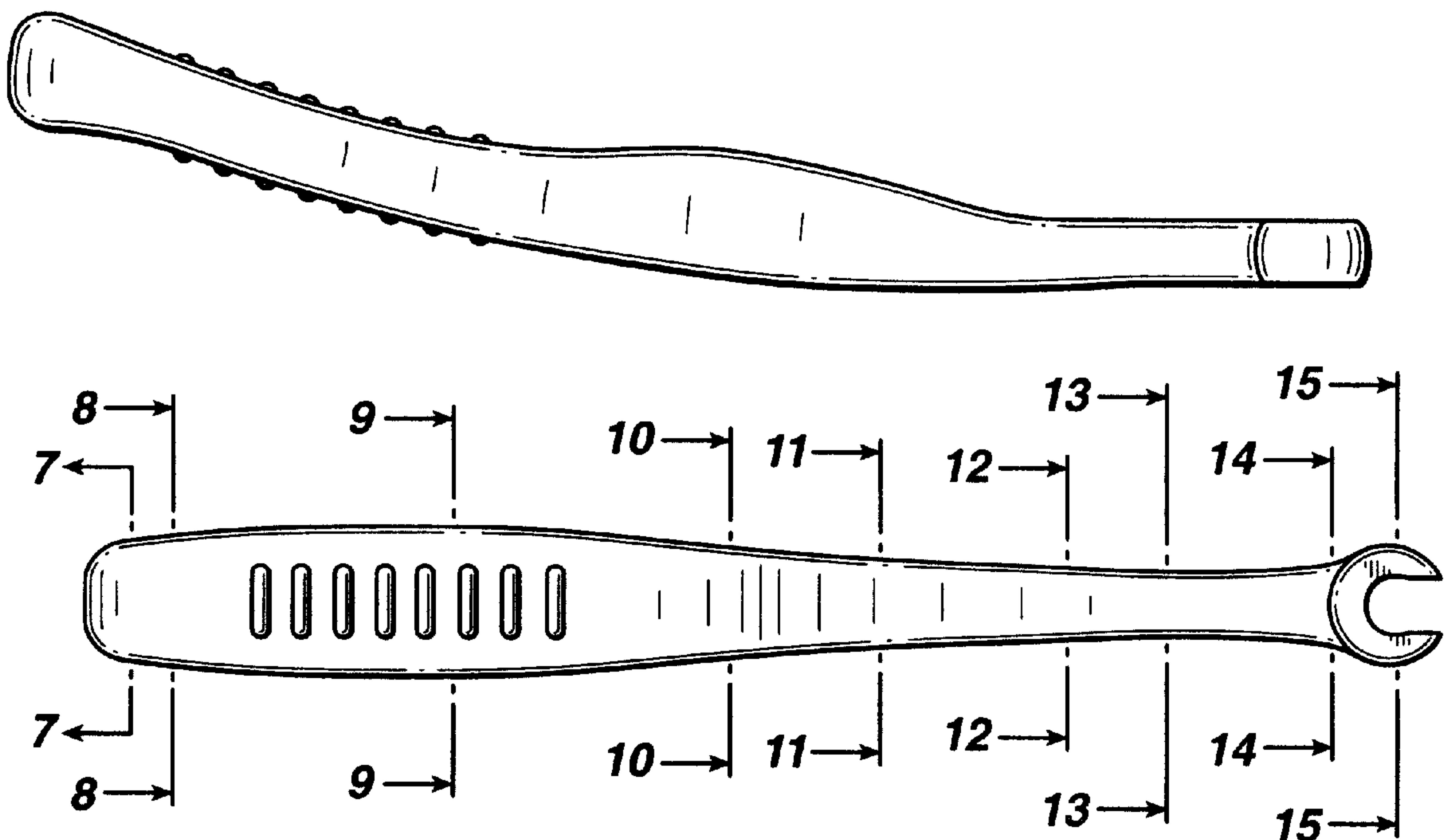


FIG. 1




FIG. 2

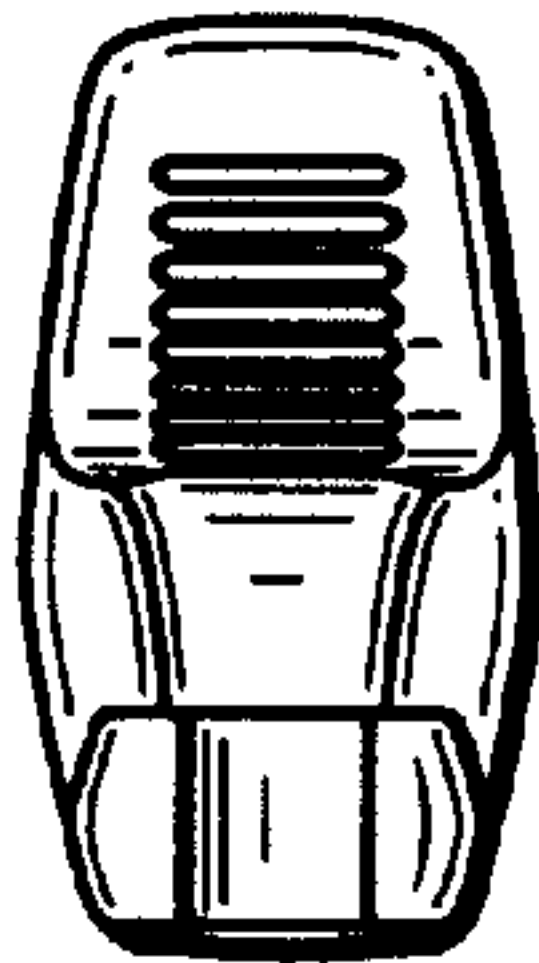


FIG. 3

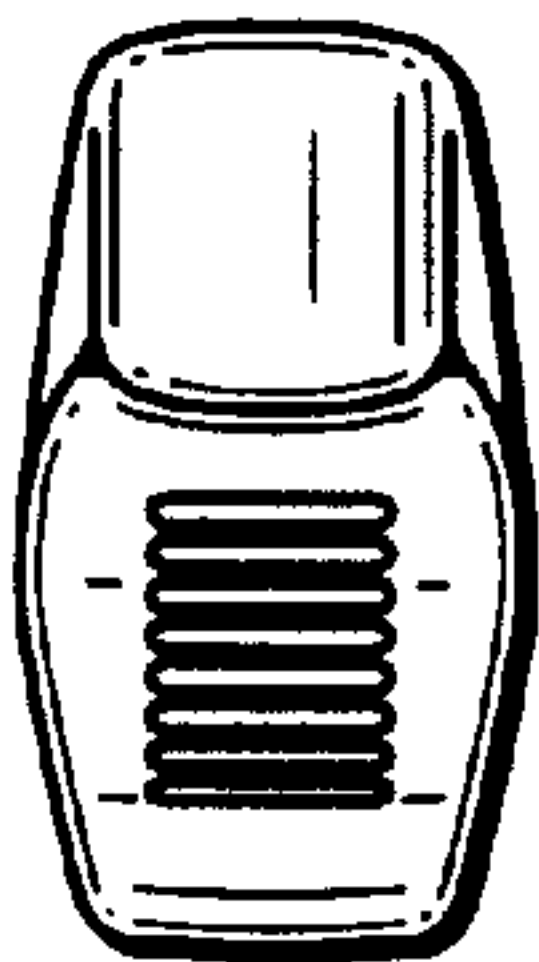


FIG. 4

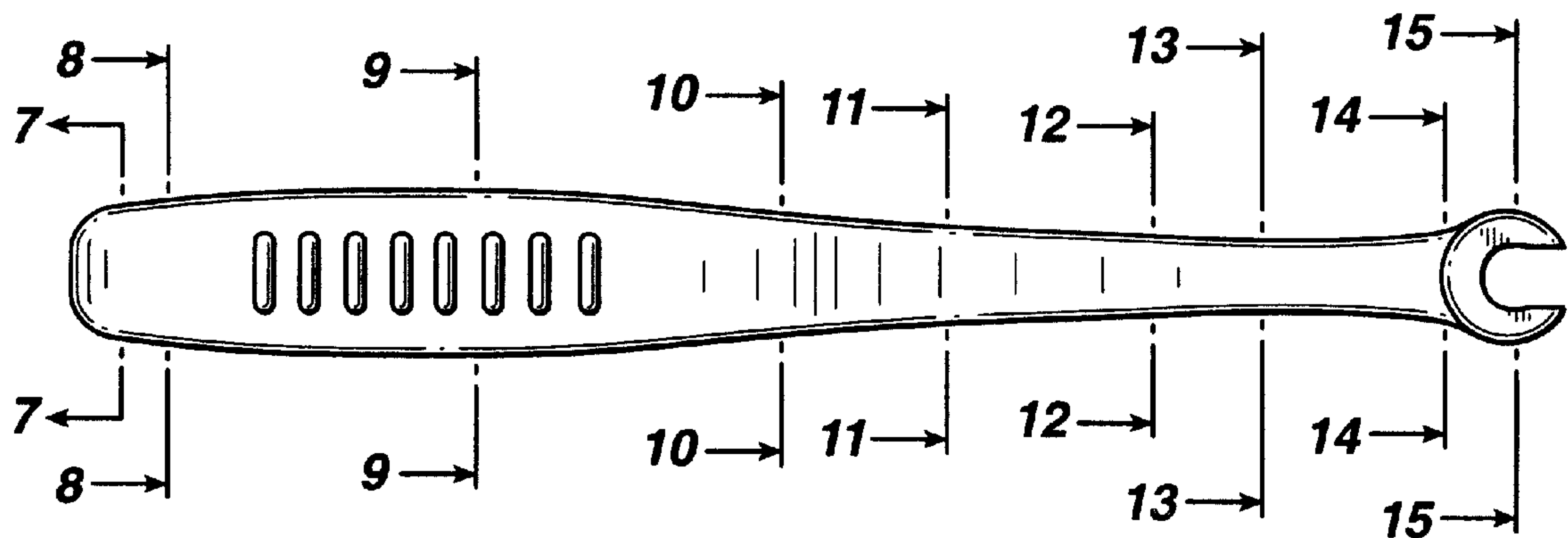


FIG. 5

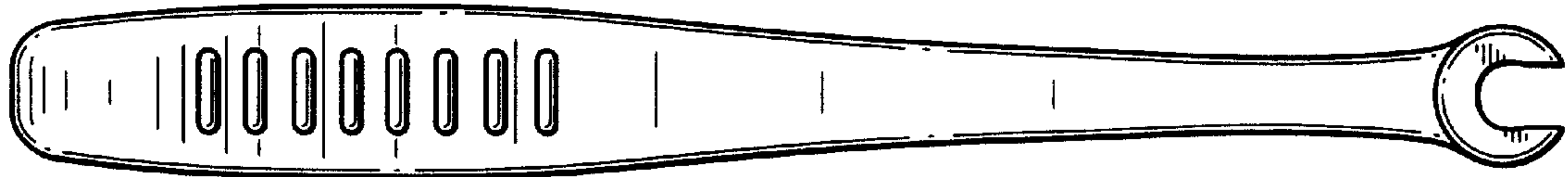


FIG. 6

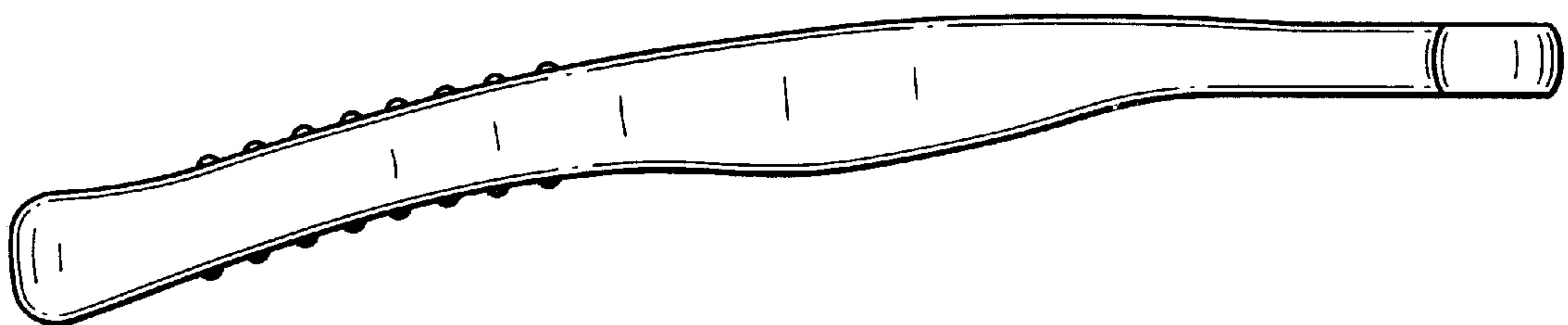


FIG. 7

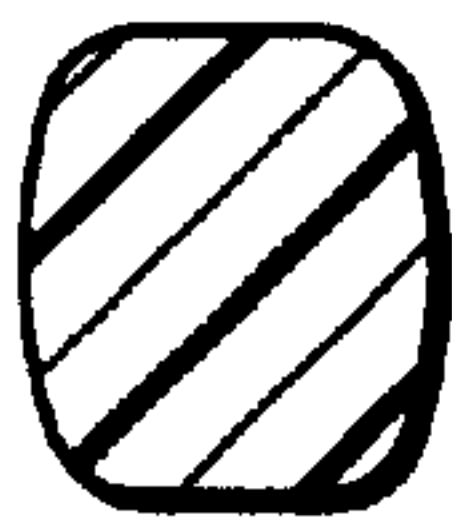


FIG. 8



FIG. 9



FIG. 10

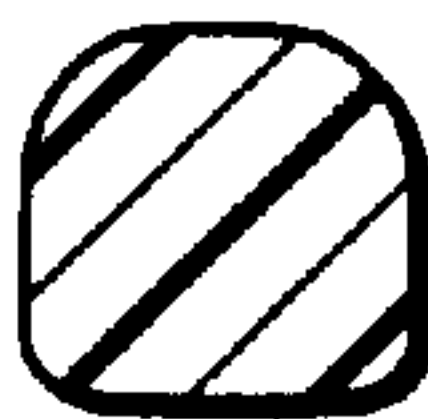


FIG. 11



FIG. 12



FIG. 13



FIG. 14



FIG. 15

