



US00D456987S

(12) **United States Design Patent**
Kreischer et al.

(10) **Patent No.:** **US D456,987 S**

(45) **Date of Patent:** **** May 14, 2002**

(54) **COMBINED KEY CHAIN AND CAR ALARM REMOTE**

D377,320 S	*	1/1997	McGuire	D10/104
D392,201 S	*	3/1998	Chen	D10/104
5,739,748 A		4/1998	Flick		
5,870,020 A		2/1999	Harrison		
D406,779 S		3/1999	Pinardi et al.		
6,100,792 A		8/2000	Ogino et al.		
6,127,920 A		10/2000	Chen		

(76) Inventors: **Brenda J Kreischer; Ricky L Kreischer**, both of 14 Zajac La., Nescopeck, PA (US) 18635; **Tracey J Whitenight**, 211 S. Warren St., Berwick, PA (US) 18603; **Craig R Deeter**, 139 E. 8th St., Bloomsburg, PA (US) 17815

* cited by examiner

Primary Examiner—Ralf Seifert

(**) Term: **14 Years**

(57) **CLAIM**

(21) Appl. No.: **29/142,765**

The ornamental design for a combined key chain and car alarm remote, as shown and described.

(22) Filed: **Jun. 1, 2001**

DESCRIPTION

(51) **LOC (7) Cl.** **03-01**

(52) **U.S. Cl.** **D3/208; D10/104**

(58) **Field of Search** D3/207–212; D10/104, D10/106, 116, 121; D14/95, 159, 174, 218; 340/562, 566, 571, 572, 573, 574, 825.69; D13/168

FIG. 1 is a front elevational view of the combined key chain and car alarm remote of the present invention; FIG. 2 is a rear elevational view of the combined key chain and car alarm remote of FIG. 1; FIG. 3 is a left side elevational view of the combined key chain and car alarm remote of FIG. 1, the right view being a mirror image thereof; FIG. 4 is a bottom plan view of the combined key chain and car alarm remote of FIG. 1; and, FIG. 5 is a top plan view of the combined key chain and car alarm remote of FIG. 1.


(56) **References Cited**

U.S. PATENT DOCUMENTS

4,821,543 A	*	4/1989	Scungio	70/456 R
D306,799 S	*	3/1990	Colan	D3/207
5,031,430 A	*	7/1991	Nelson	70/456 R
D334,735 S	*	4/1993	Cameron et al.	D13/168
5,209,089 A	*	5/1993	Nelson	70/456 R
5,543,776 A		8/1996	L'esperance		

The broken lines showing of letters in FIG. 1 are for illustrative purposes only and form no part of the claimed design.

1 Claim, 2 Drawing Sheets



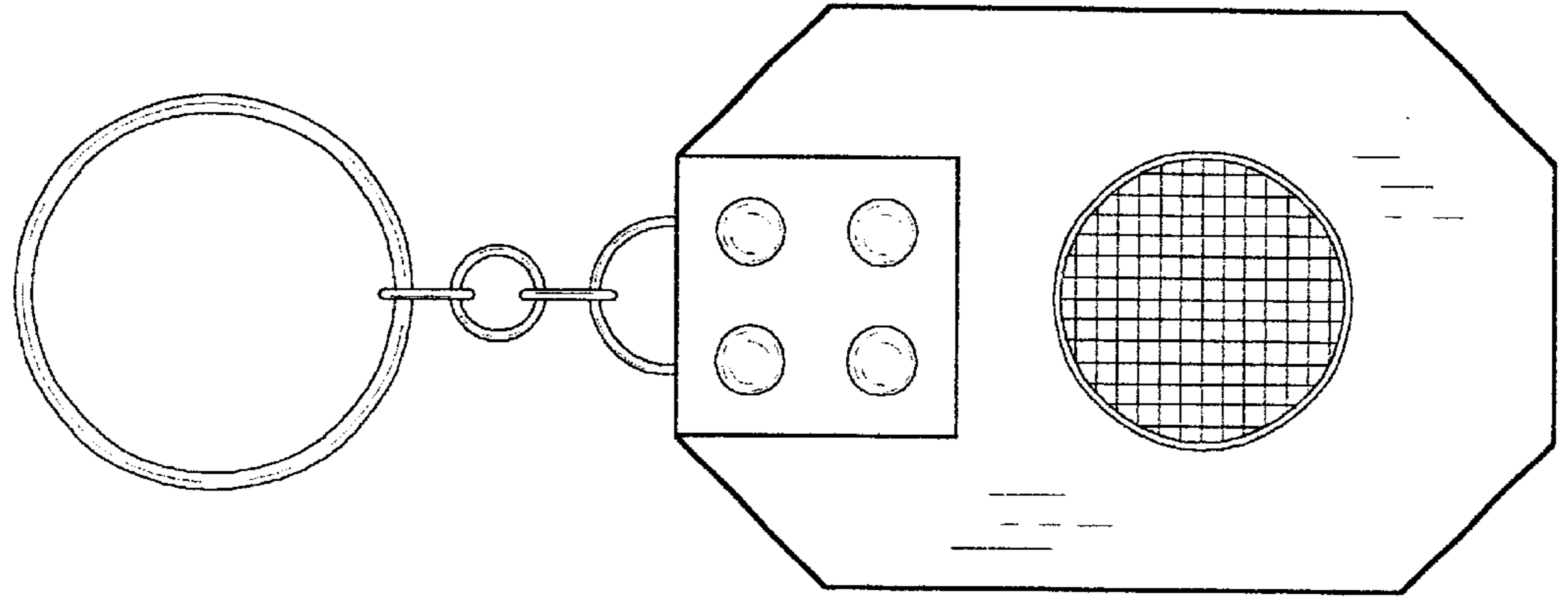


FIG. 2

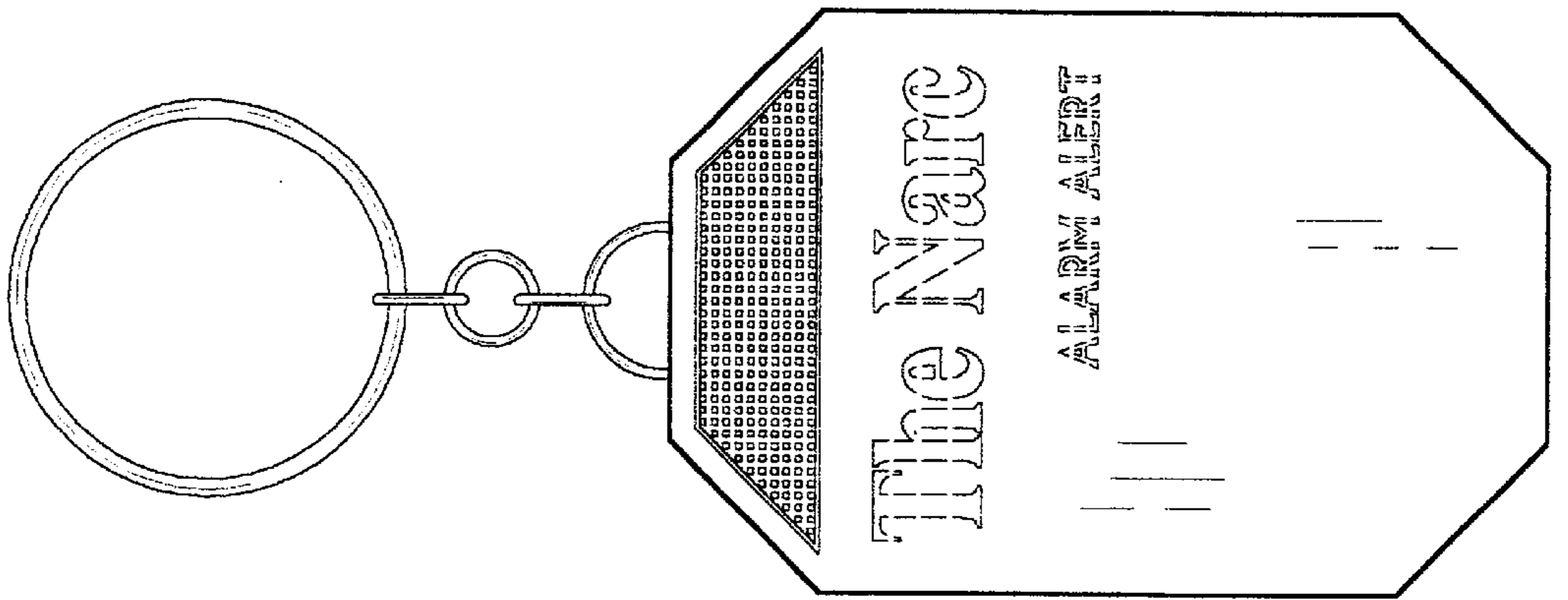


FIG. 1

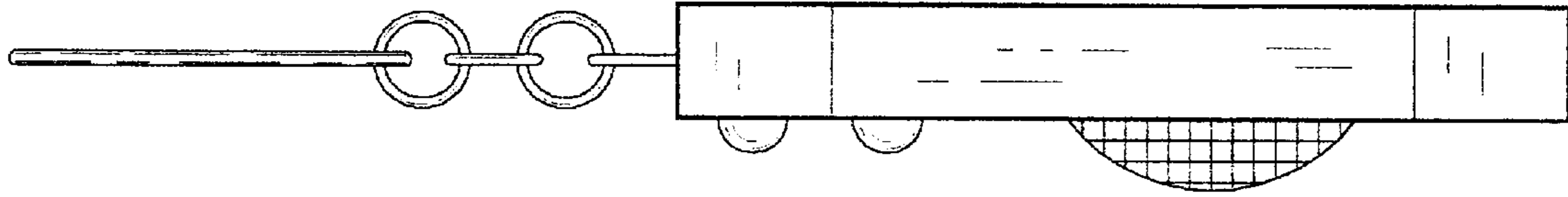


FIG. 3

FIG. 4

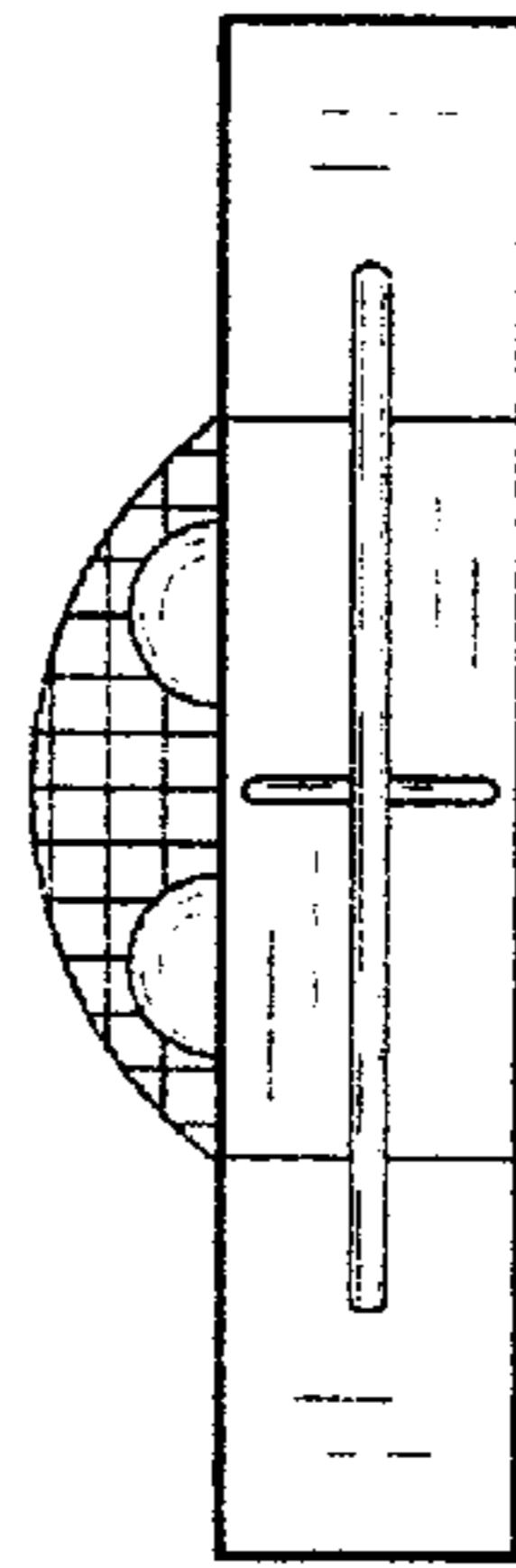
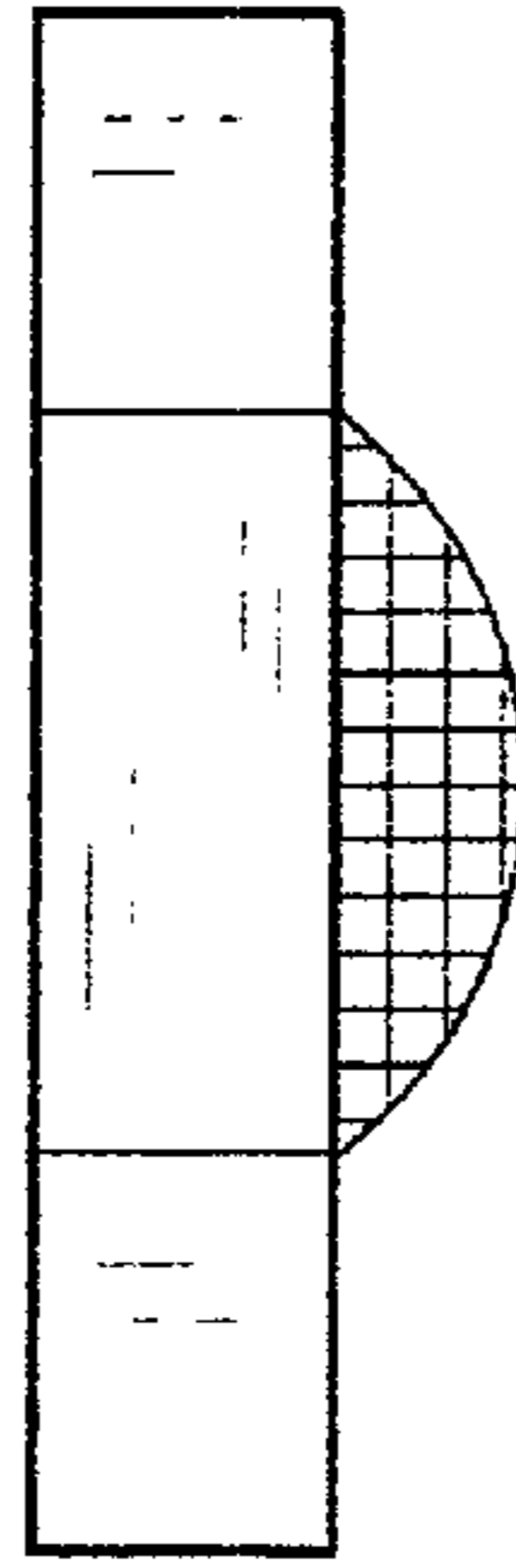


FIG. 5