



US00D456983S

(12) **United States Design Patent**
Stubbs et al.

(10) **Patent No.:** **US D456,983 S**

(45) **Date of Patent:** **** May 14, 2002**

(54) **SHOE INSOLE**

D342,374 S * 12/1993 Wang D2/961
D396,948 S * 8/1998 Moore et al. D2/961

(75) Inventors: **Thomas M. Stubbs**, Topeka, KS (US);
Larry Tarica, Sands Point, NY (US)

* cited by examiner

(73) Assignee: **Payless ShoeSource, Inc.**, Topeka, KS
(US)

Primary Examiner—Louis S. Zarfaz

Assistant Examiner—Gregory Andoll

(74) *Attorney, Agent, or Firm*—Lathrop & Gage LC

(**) Term: **14 Years**

(57) **CLAIM**

(21) Appl. No.: **29/143,487**

The ornamental design for a shoe insole, as shown and described.

(22) Filed: **Jun. 14, 2001**

DESCRIPTION

(51) **LOC (7) Cl.** **02-04**

(52) **U.S. Cl.** **D2/961**

(58) **Field of Search** D2/961, 964, 968,
D2/946-960; D28/5, 6; 36/34 R, 44, 43,
140, 145, 154; D24/171

FIG. 1 is a bottom perspective view of a shoe insole, showing the new design;

FIG. 2 is a bottom plan view of the shoe insole;

FIG. 3 is a right side elevational view of the shoe insole;

FIG. 4 is a left side elevational view of the shoe insole;

FIG. 5 is a front elevational view of the shoe insole; and,

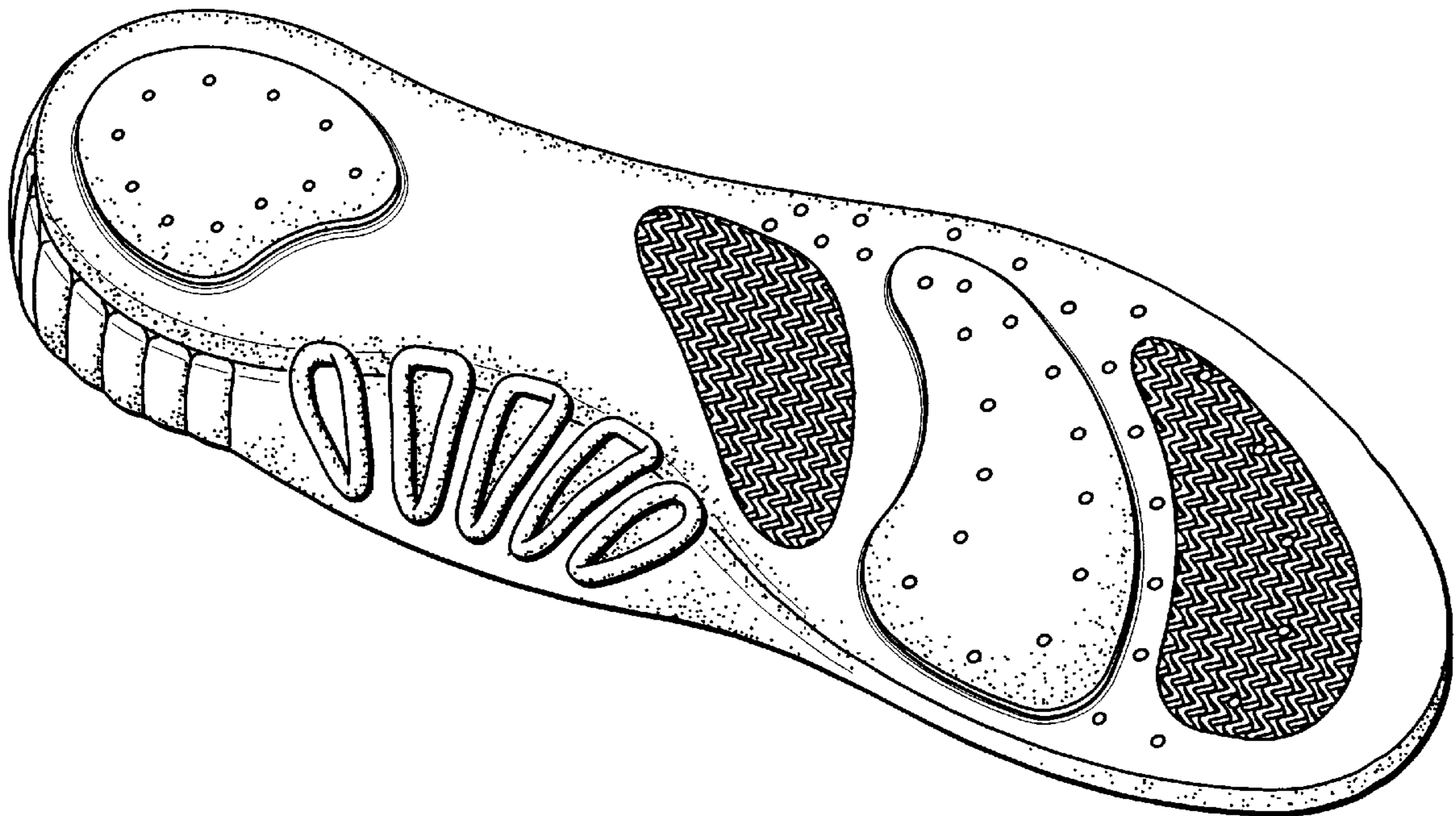
FIG. 6 is a rear elevational view of the shoe insole.

(56) **References Cited**

U.S. PATENT DOCUMENTS

D307,072 S * 4/1990 Graham et al. D2/961

1 Claim, 2 Drawing Sheets



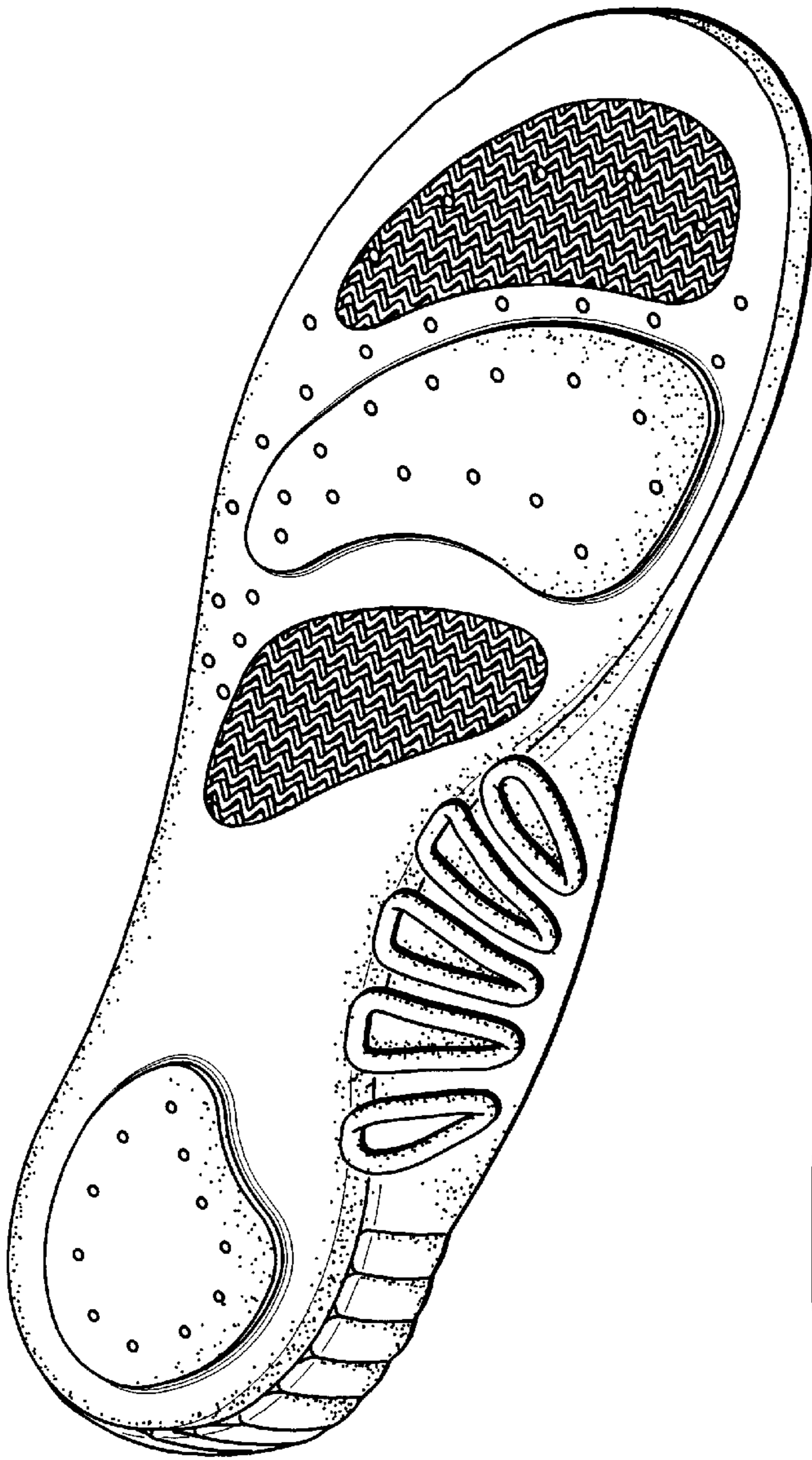


Fig. 1

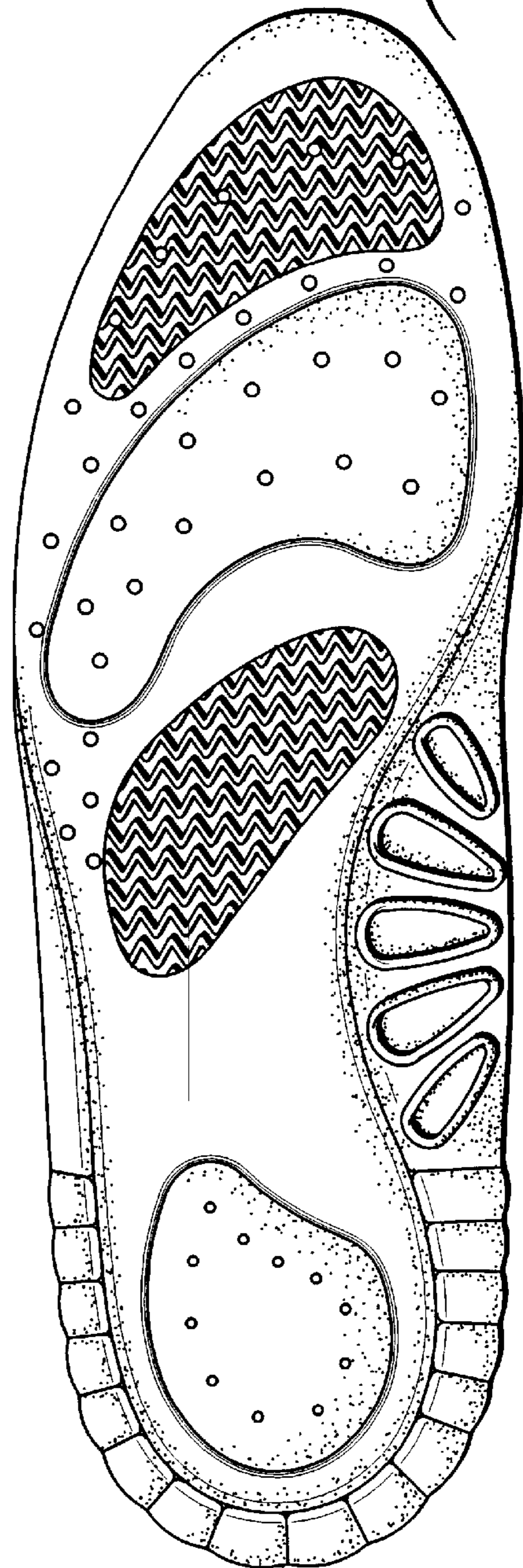


Fig. 2

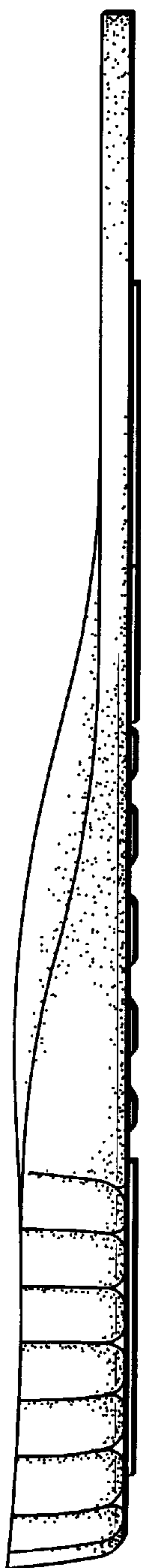


Fig. 3

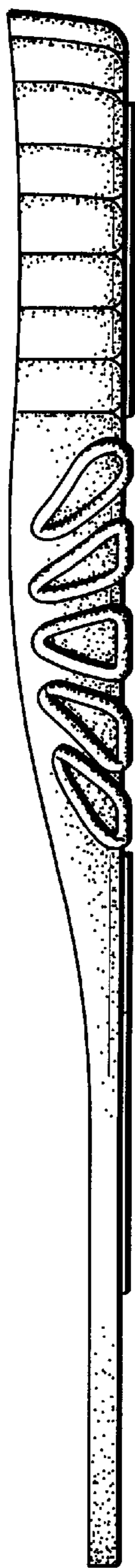


Fig. 4

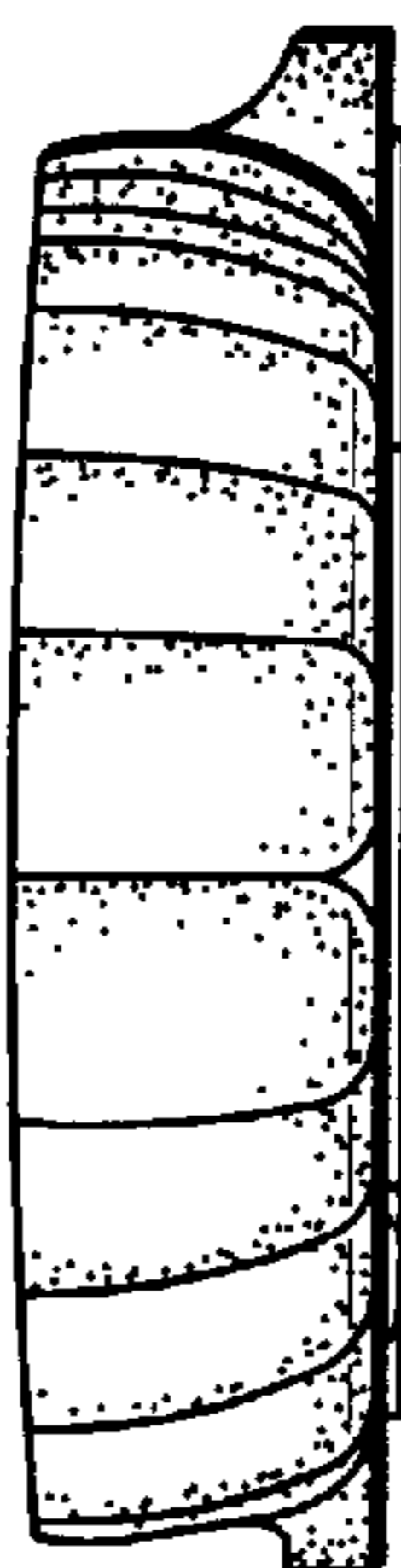


Fig. 5



Fig. 6