



US00D456977S

(12) **United States Design Patent**
Luster

(10) **Patent No.:** **US D456,977 S**

(45) **Date of Patent:** **** May 7, 2002**

(54) **DEDICATION MARKER**

4,285,149 A * 8/1981 Berryhill 40/124.5

(76) Inventor: **Jennifer Anne Luster**, 15460 Martha St., Fortville, IN (US) 46040-9600

* cited by examiner

(**) Term: **14 Years**

Primary Examiner—Paula A. Mortimer

(74) *Attorney, Agent, or Firm*—Jennifer A. L. Herrick

(21) Appl. No.: **29/142,208**

(57) **CLAIM**

(22) Filed: **May 21, 2001**

The ornamental design for a dedication marker, as shown.

(51) **LOC (7) Cl.** **19-08**

(52) **U.S. Cl.** **D99/18**

(58) **Field of Search** D99/17, 18, 24;
40/124.5, 647, 653, 661, 718; 52/38, 104;
D19/1

DESCRIPTION

The nature of the dedication marker is that it is shaped like a piece of rock which has an inset and has stakes coming out of the flat bottom. The use of the dedication marker is to adhere a custom-inscribed plate and stake it into the ground next to a tree, bush or plant to commemorate an event or loved one.

(56) **References Cited**

U.S. PATENT DOCUMENTS

1,276,798 A *	8/1918	Norman	40/124.5
1,573,268 A *	2/1926	Norman	40/124.5
1,904,738 A *	4/1933	Johnson	40/124.5
1,966,922 A *	7/1934	Coleman	40/124.5
2,358,009 A *	9/1944	Hogsten et al.	52/38

FIG. 1 is a front elevation view of my dedication marker.

FIG. 2 is a front elevation exploded view (2/3 scale) thereof.

FIG. 3 is a right side elevational view thereof.

FIG. 4 is a left side elevational view thereof; and,

FIG. 5 is a rear elevational view thereof.

1 Claim, 4 Drawing Sheets

Fig. 1




Fig. 1




Fig. 2
2/3 scale

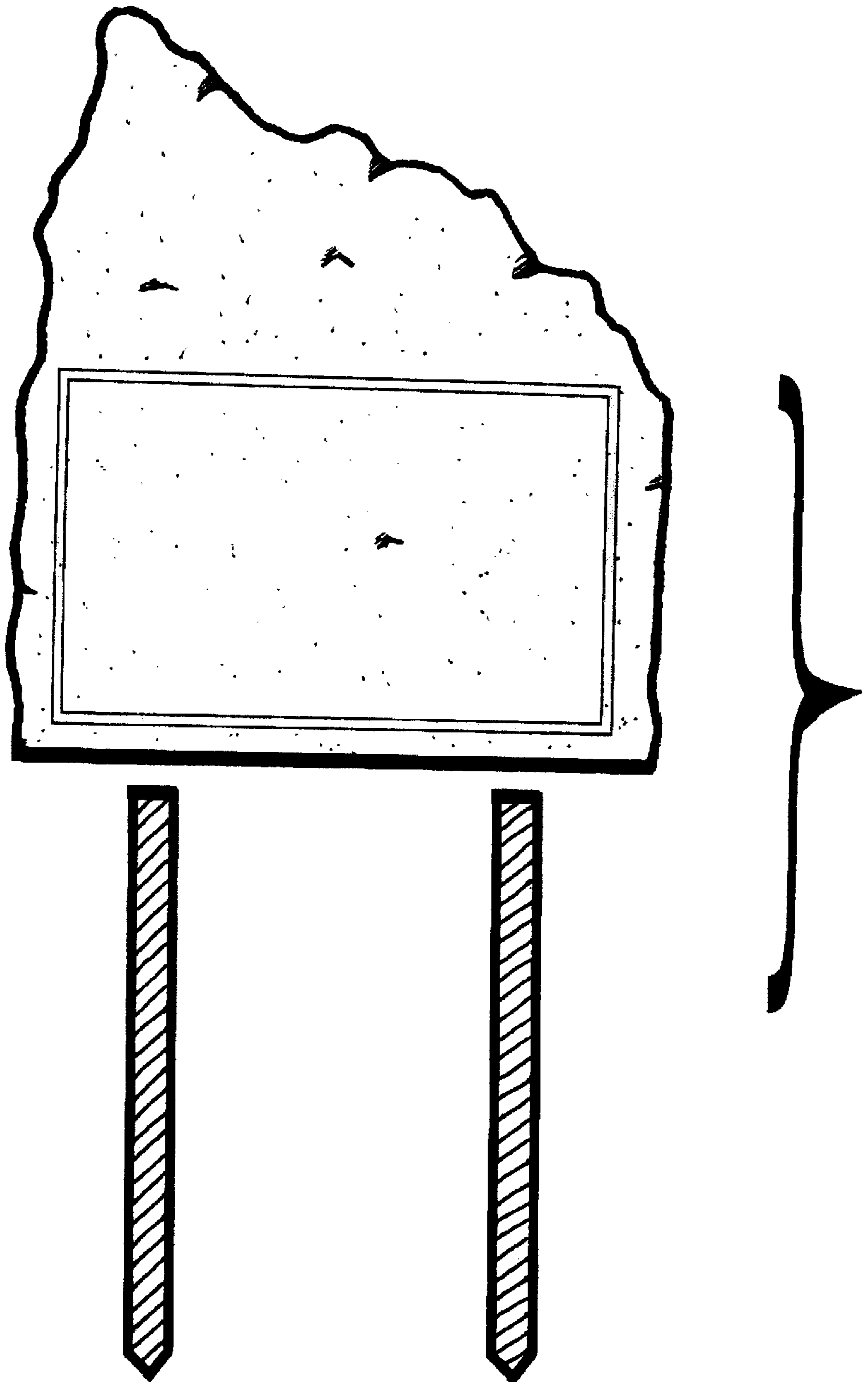


Fig. 3




Fig. 4

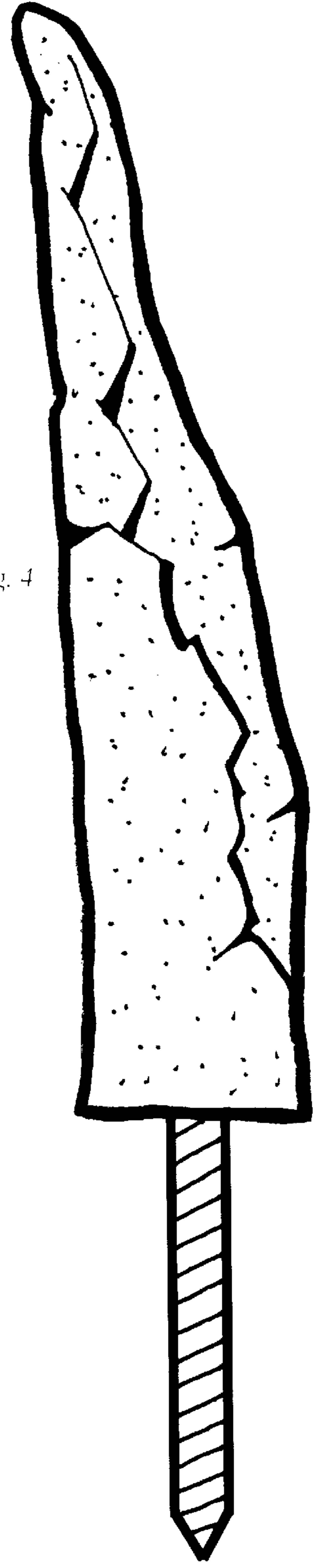


Fig. 5

