



US00D456968S

(12) **United States Design Patent**
Verbeek

(10) **Patent No.:** **US D456,968 S**

(45) **Date of Patent:** **** May 7, 2002**

(54) **LAUNDRY BIN**

(75) **Inventor:** **Antonius Johannes Verbeek,**
Valkenswaard (NL)

(73) **Assignee:** **Brabantia Nederland B.V. (NL)**

(**) **Term:** **14 Years**

(21) **Appl. No.:** **29/122,402**

(22) **Filed:** **Apr. 26, 2000**

(30) **Foreign Application Priority Data**

Oct. 27, 1999 (BX) 76325-09

(51) **LOC (7) Cl.** **07-07**

(52) **U.S. Cl.** **D32/37; D34/7**

(58) **Field of Search** **D32/37; D34/1,**
D34/6, 7, 10, 11; 220/908, 909, 910, 911

(56) **References Cited**

U.S. PATENT DOCUMENTS

- D142,275 S * 8/1945 Kohen D32/37
- 2,780,402 A * 2/1957 Zucker et al. 220/908
- D183,283 S * 7/1958 Junker D32/37

- D187,300 S * 2/1960 Tupper D32/37
- D205,966 S * 10/1966 O'Neill D32/37
- D256,423 S * 8/1980 Bacskay et al. D32/37
- 5,350,079 A * 9/1994 Larson et al. 220/908
- D429,045 S * 8/2000 Andujar et al. D32/37

OTHER PUBLICATIONS

United Receptacle Catalog, p. 33, Item C, Jun. 2000.*

* cited by examiner

Primary Examiner—Cynthia E. Ramirez

(74) *Attorney, Agent, or Firm*—Leydig, Voit & Mayer Ltd.;
John M. Augustyn

(57) **CLAIM**


The ornamental design for a laundry bin, as shown and described.

DESCRIPTION

FIG. 1 is a side elevational view of a laundry bin; and, FIG. 2 is a top plan view thereof.

The other side elevational view thereof is symmetrical to the side elevational view shown in FIG. 1.

1 Claim, 1 Drawing Sheet






FIG. 1




FIG. 2