



US00D456964S

(12) **United States Design Patent**  
**Alford et al.**

(10) **Patent No.:** **US D456,964 S**

(45) **Date of Patent:** **\*\* May 7, 2002**

(54) **FLOOR CLEANER UPPER PORTION**

(75) Inventors: **William G. Alford**, Canton; **John D. Essex**, North Canton; **Jeffery A. Morgan**, Cuyahoga Falls; **Kevin S. Waltz**, Massillon, all of OH (US); **Gad Shaanan**, Westmount; **Ivan Brousseau**, Montreal, both of (CA); **Sana S. K. Mok**, Kowloon (CN)

(73) Assignee: **The Hoover Company**, North Canton, OH (US)

(\*\*) Term: **14 Years**

(21) Appl. No.: **29/140,889**

(22) Filed: **Apr. 25, 2001**

(51) **LOC (7) Cl.** ..... **15-05**

(52) **U.S. Cl.** ..... **D32/31; D32/22; D32/34**

(58) **Field of Search** ..... **D32/21-22, 25, D32/31, 34; 15/329, 320-321, 323, 350-353**

(56) **References Cited**

**U.S. PATENT DOCUMENTS**

D188,309 S	7/1960	Gantz	.....	D9/2
D188,411 S	9/1960	Gantz	.....	D9/2
3,020,576 A	* 2/1962	Gerber	.....	15/320
D214,084 S	5/1969	Chi	.....	D49/13
D354,593 S	1/1995	Koike	.....	D32/22
D370,321 S	* 5/1996	Robinette et al.	.....	D32/22
D377,697 S	* 1/1997	Stephens et al.	.....	D32/31
D382,681 S	* 8/1997	Thomas	.....	D32/22
D387,518 S	* 12/1997	Medema	.....	D32/22

D412,379 S	* 7/1999	Stephens et al.	.....	D32/31
D420,475 S	2/2000	Yuen	.....	D32/22
6,070,291 A	* 6/2000	Bair et al.	.....	15/347
6,101,668 A	8/2000	Grey	.....	15/322
6,317,921 B1	* 11/2001	Park et al.	.....	15/334

**OTHER PUBLICATIONS**

Photograph of Sahara Floor Cleaner Model 50-001 owned by Vax Limited.

\* cited by examiner

*Primary Examiner*—Ruth McInroy

(74) *Attorney, Agent, or Firm*—A. Burgess Lowe; Brett A. Schenck

(57) **CLAIM**

The ornamental design of a floor cleaner upper portion, as shown and described.

**DESCRIPTION**

FIG. 1 is a top, front and right side perspective view of a base for a floor cleaner upper portion showing my new design;

FIG. 2 is a front view thereof;

FIG. 3 is a right side view thereof;

FIG. 4 is a left side view thereof;

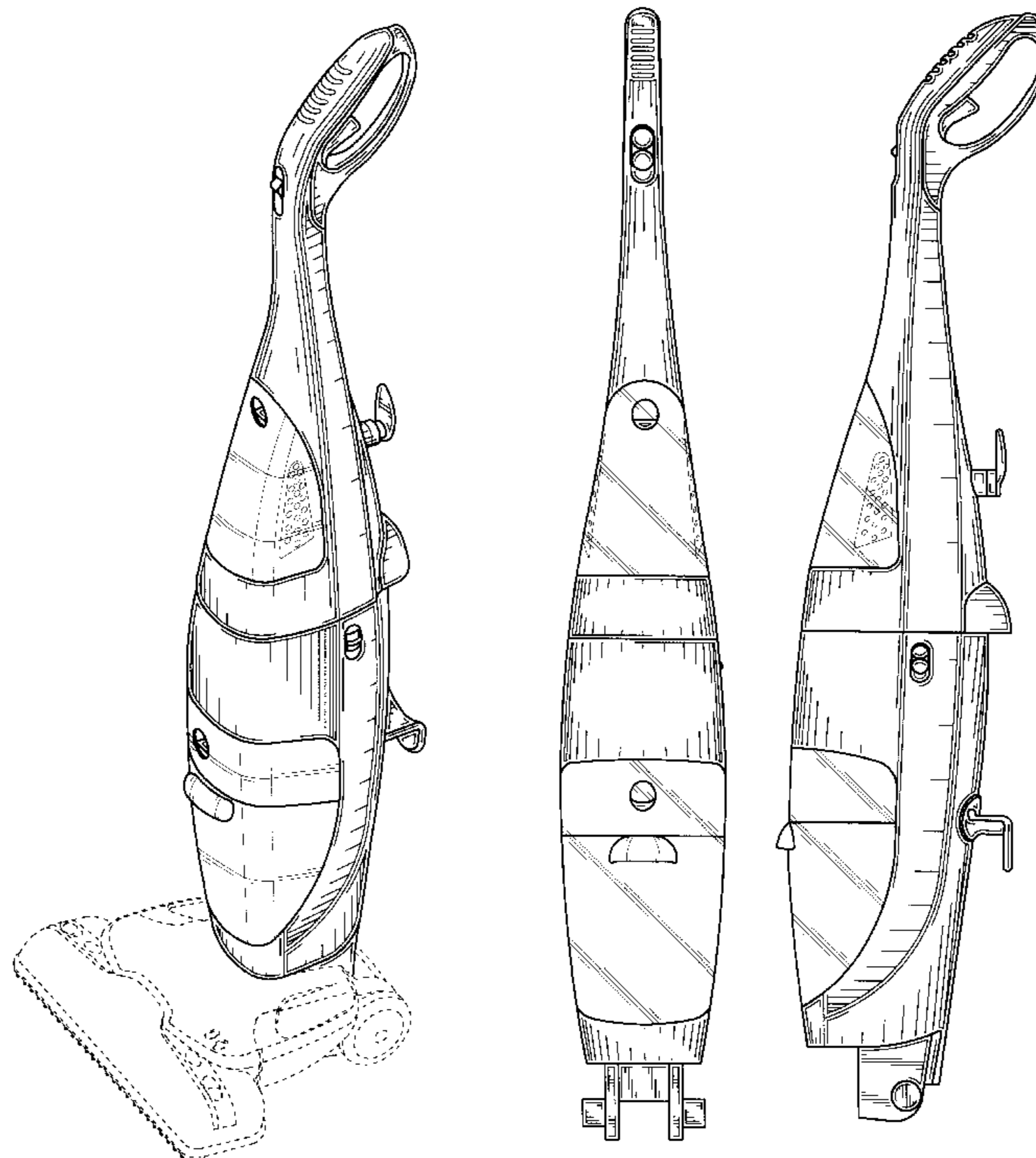
FIG. 5 is a rear view thereof;

FIG. 6 is an enlarged top view thereof; and,

FIG. 7 is an enlarged bottom view thereof.

The portion of the vacuum cleaner shown in broken lines in FIG. 1 is for illustrative purposes only and forms no part of the claimed design.

**1 Claim, 7 Drawing Sheets**



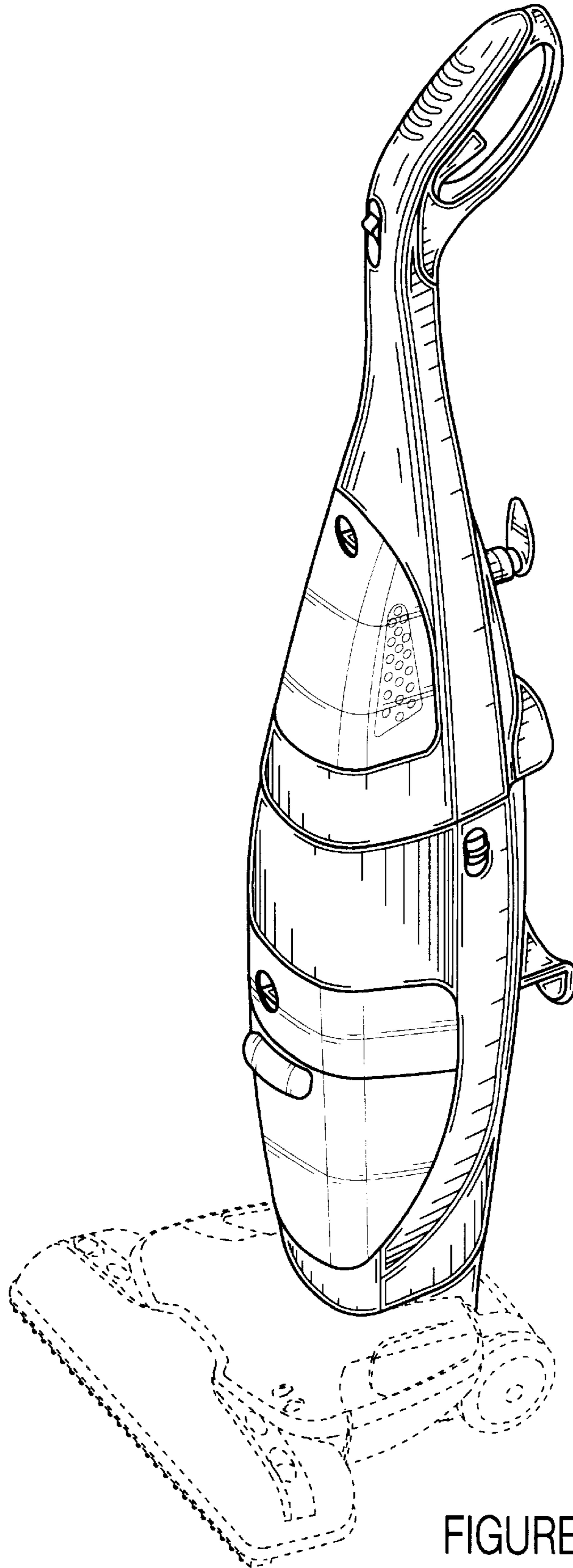


FIGURE 1

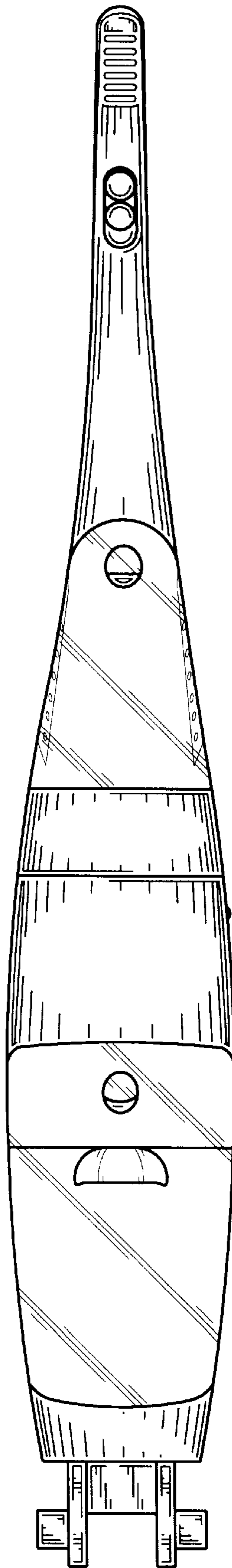


FIGURE 2

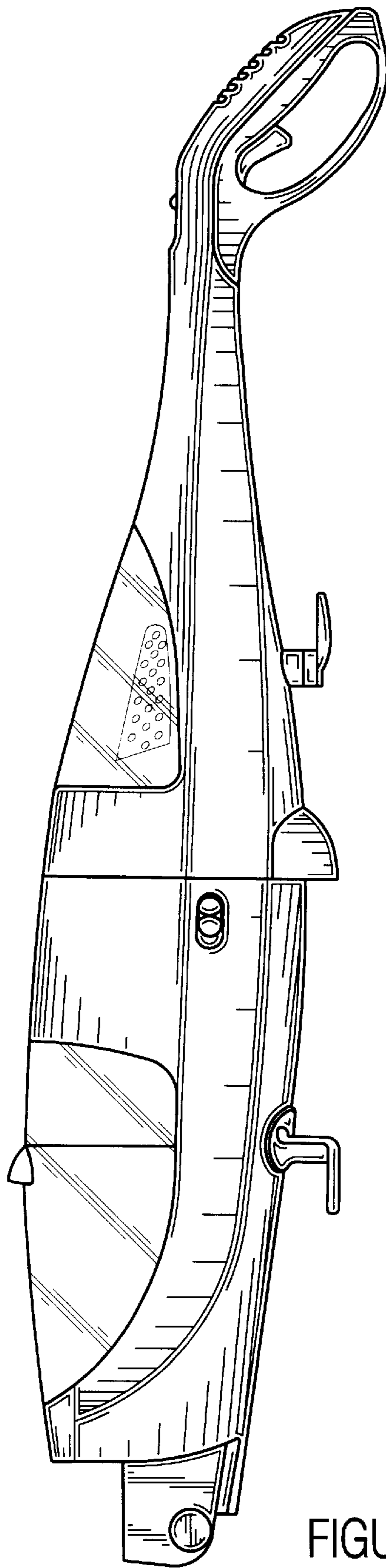


FIGURE 3

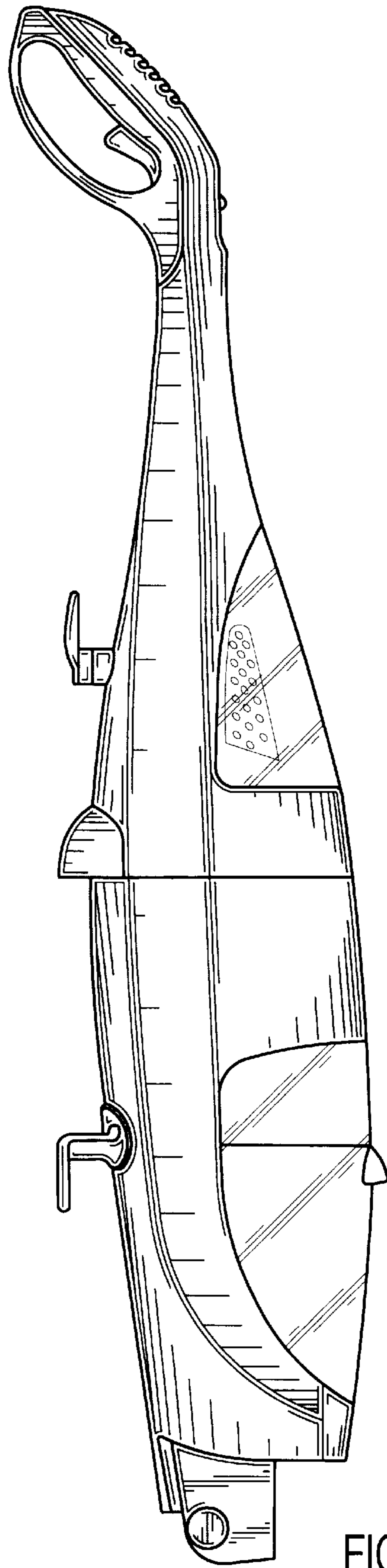


FIGURE 4

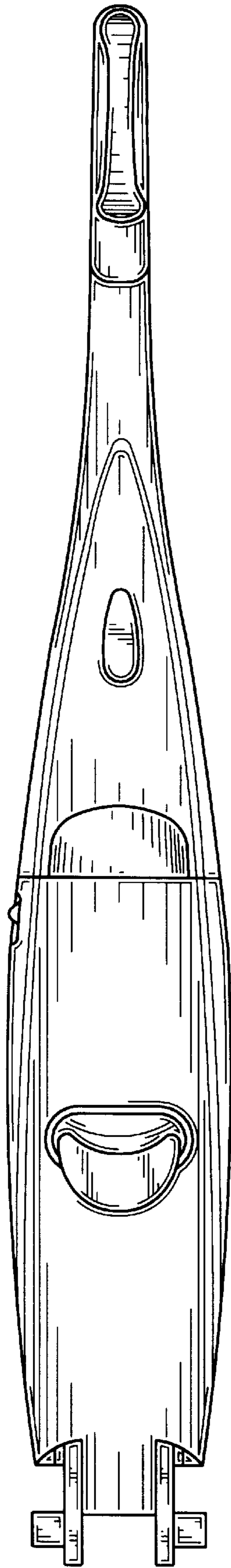


FIGURE 5

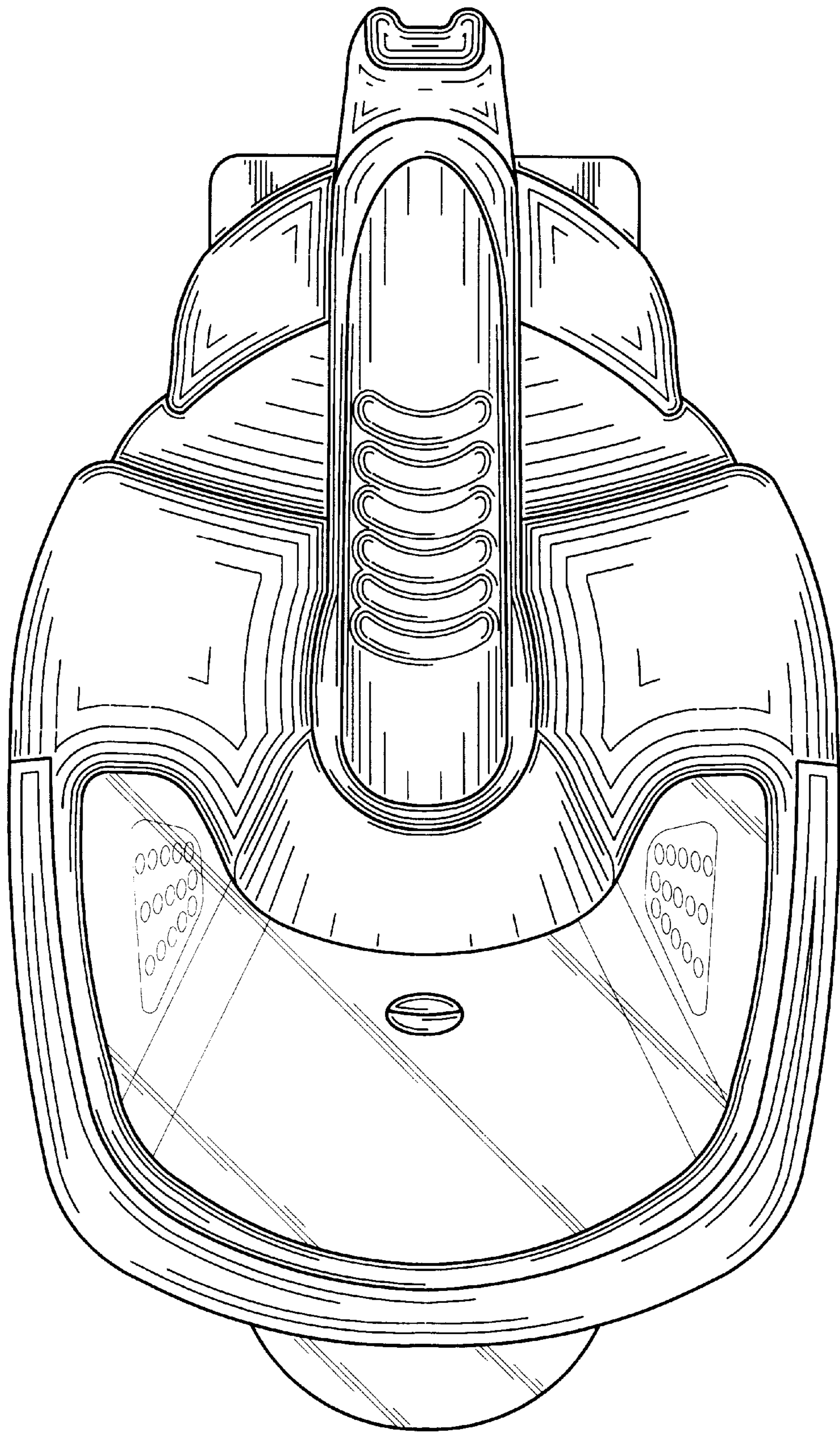


FIGURE 6

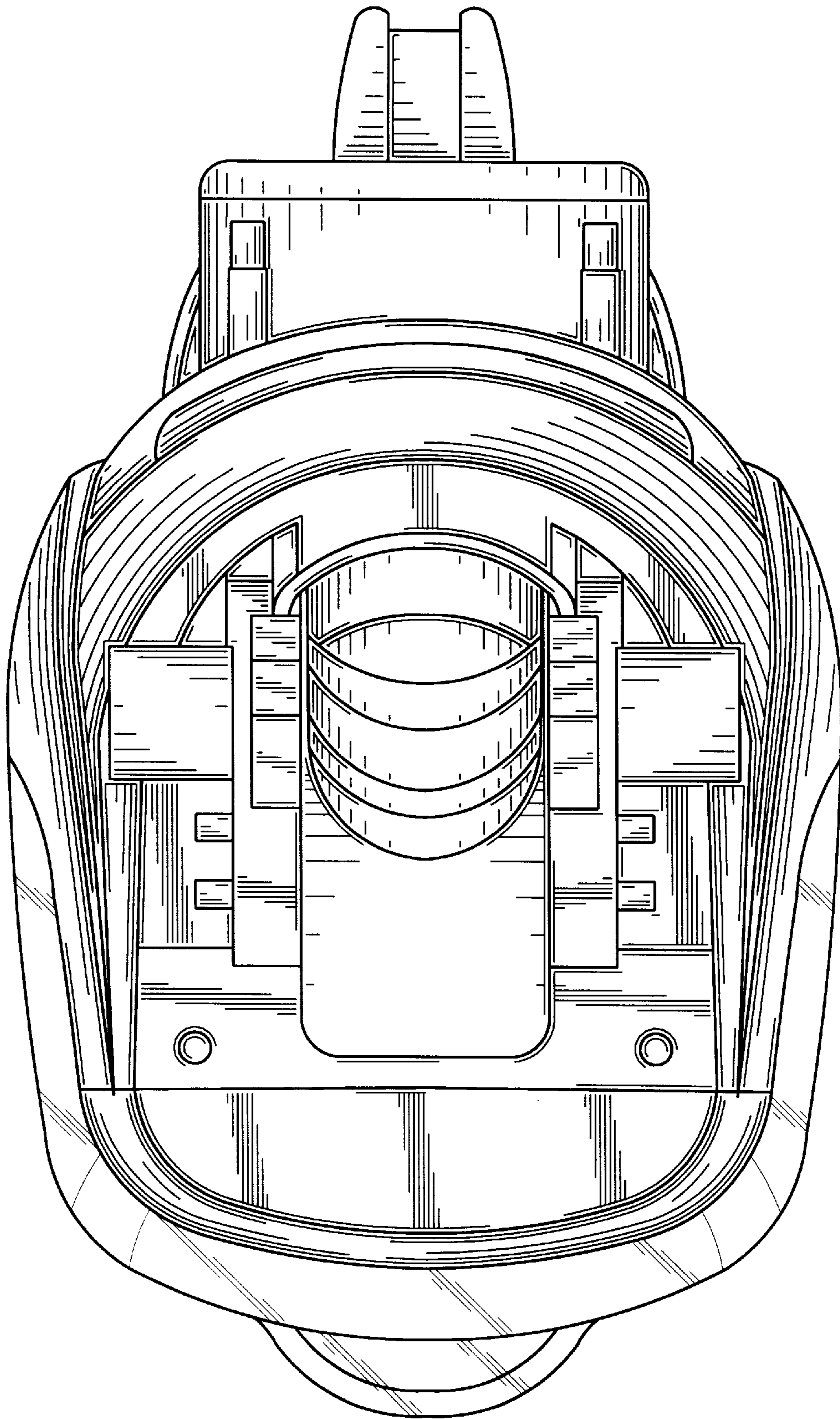


FIGURE 7