



US00D456952S

(12) **United States Design Patent** (10) **Patent No.:** **US D456,952 S**
Sakurai et al. (45) **Date of Patent:** **** May 7, 2002**

(54) **CASE FOR A STICK-TYPE COSMETIC PREPARATION**

FOREIGN PATENT DOCUMENTS

(75) Inventors: **Tomio Sakurai; Shigeru Sasaki**, both of Nagoya (JP)

KR	193485	2/1997	
TW	294016	12/1996	
XH	DM/025456	* 3/1993 28/2

(73) Assignee: **Nonogawa Shoji, Ltd.**, Nagoya (JP)

* cited by examiner

(**) Term: **14 Years**

Primary Examiner—Ted Shooman

Assistant Examiner—C Tuttle

(21) Appl. No.: **29/135,122**

(74) *Attorney, Agent, or Firm*—Beyer Weaver & Thomas

(22) Filed: **Jan. 3, 2001**

(57) **CLAIM**

We claim the ornamental design for a case for a stick-type cosmetic preparation, as shown and described.

Related U.S. Application Data

DESCRIPTION

(60) Continuation of application No. 09/465,641, filed on Dec. 17, 1999, which is a continuation of application No. 09/274,092, filed on Mar. 22, 1999, now Pat. No. 6,022,160, which is a division of application No. 08/836,192, filed on May 9, 1997, now Pat. No. 6,012,863.

This application is based upon PCT No. PCT/JP96/01812, filed June 27, 1996, and published March 20, 1997; which is further based upon Japanese Patent Nos.; 7-262205, filed September 14, 1995; 8-126358, filed April 22, 1996, and 8-150321, filed May 21, 1996.

(51) **LOC (7) Cl.** **28-03**

(52) **U.S. Cl.** **D28/76; D28/85**

(58) **Field of Search** D28/7, 76, 77, D28/85-91; 132/317, 318, 320; 401/55-98; 206/581, 385

FIG. 1 is a perspective view of a case for a stick-type cosmetic preparation showing my new design;

FIG. 2 is a rear elevation view thereof;

FIG. 3 is a front elevation view thereof;

FIG. 4 is a right side elevation view thereof;

FIG. 5 is a left side elevation view thereof;

FIG. 6 is a top plan view thereof;

FIG. 7 is a bottom plan view thereof; and,

FIG. 8 is an opened right side elevation of the design, illustrating a stick-type cosmetic preparation extended from the case, it being understood that the phantom lines are for illustrative purposes only and form no part of the claimed design.

(56) **References Cited**

U.S. PATENT DOCUMENTS

1,977,733	A	*	10/1934	Mitchell	401/82
2,165,632	A	*	7/1939	Hoffman	401/59
2,402,072	A	*	6/1946	Nehrke	401/60
2,452,131	A	*	10/1948	Kruck	401/18
D201,420	S	*	6/1965	Bernard	D28/85
4,182,945	A	*	1/1980	McArdle et al.	206/385
5,257,696	A	*	11/1993	Greene	206/385
5,833,962	A	*	11/1998	Chen	401/59
5,984,551	A	*	11/1999	Kinney, Jr.	401/59

1 Claim, 4 Drawing Sheets





FIG. 1




FIG. 2




FIG. 3

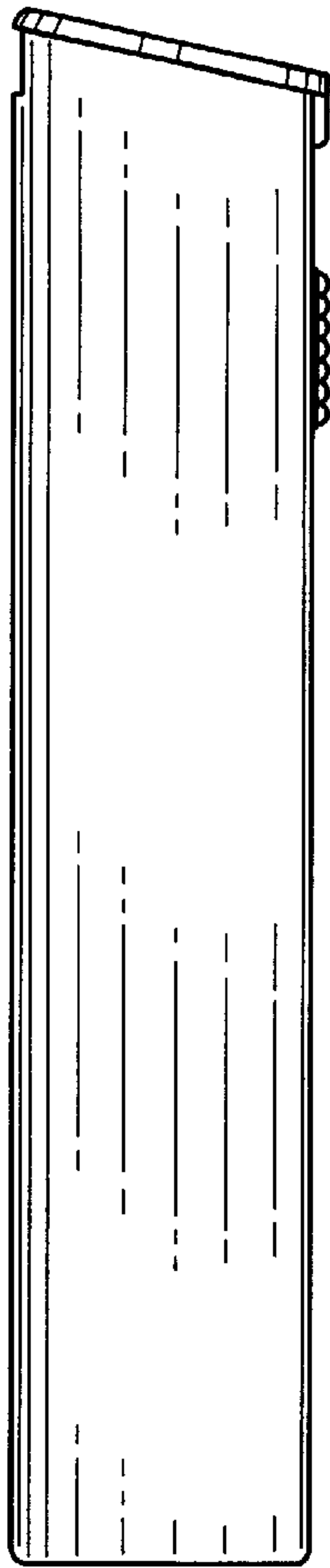


FIG. 4

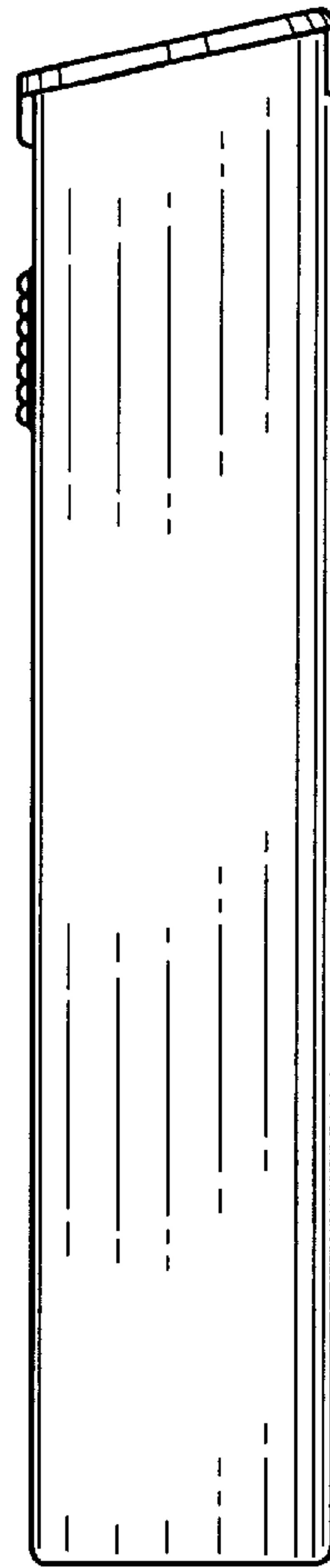


FIG. 5

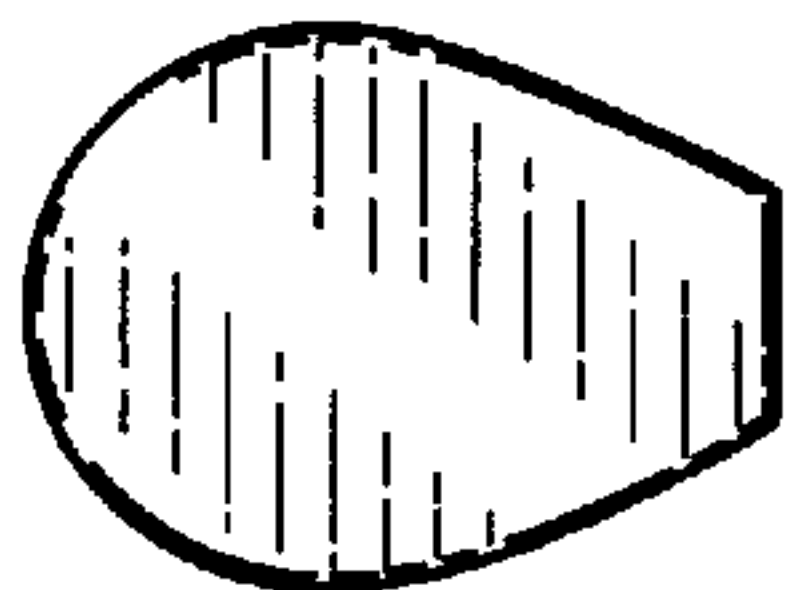


FIG. 6

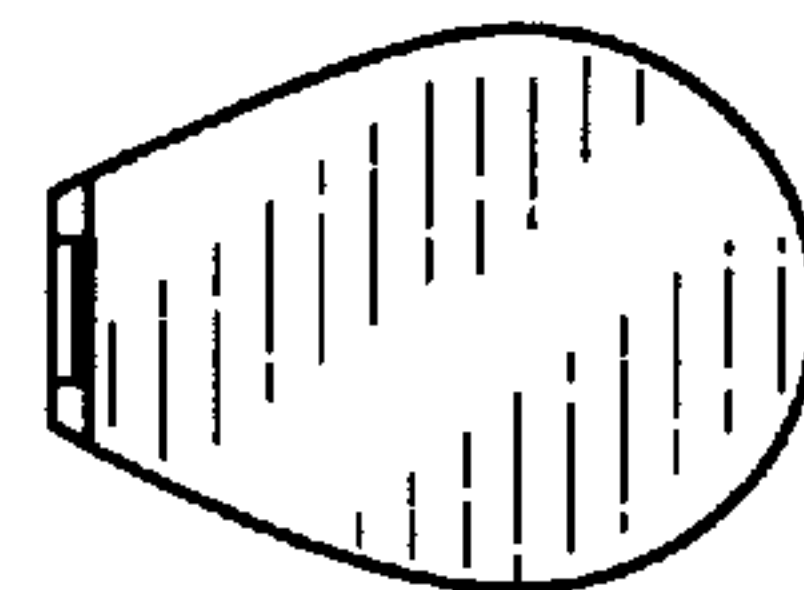


FIG. 7

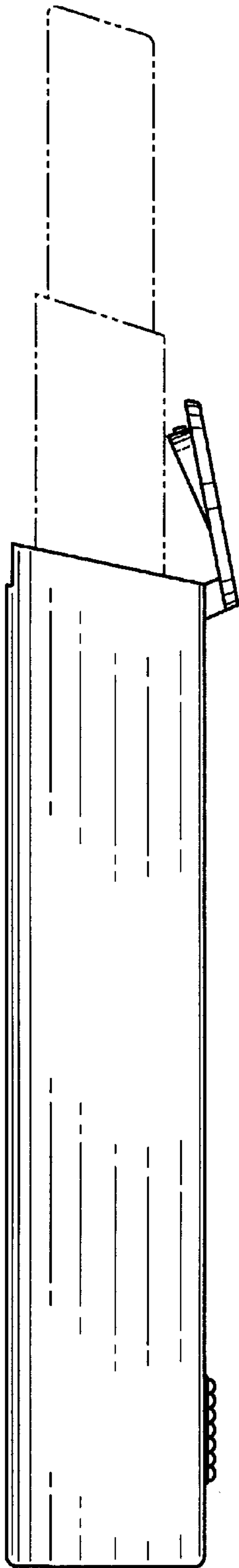


FIG. 8