



US00D456937S

(12) **United States Design Patent**
Dolan

(10) **Patent No.:** **US D456,937 S**

(45) **Date of Patent:** **** May 7, 2002**

(54) **WALL MOUNTED LIGHT FIXTURE**

(76) Inventor: **Patrick S. Dolan**, 1901 NW. Upshur,
Portland, OR (US) 97209

(**) Term: **14 Years**

(21) Appl. No.: **29/143,867**

(22) Filed: **Jun. 20, 2001**

(51) **LOC (7) Cl.** **26-03**

(52) **U.S. Cl.** **D26/87**

(58) **Field of Search** D26/80-92, 142,
D26/155, 154; 362/432, 457, 458, 806,
805

(56) **References Cited**

U.S. PATENT DOCUMENTS

D435,135 S * 12/2000 Dolan D26/87
D441,126 S * 4/2001 Dolan D26/87

OTHER PUBLICATIONS

Murray Feiss, Bronx, NY, Cat. Summer 199 p. #SEX-3
Model WB 1099.
Kalco, Las Vegas, NV, Cat No. X00-1, 2000 Page #146
Model 3286.
World Imports, Atlanta, GA, 1996 Catalog Model #611-01
p. #97.
World Imports, Atlanta, GA, 1996 Catalog Model #963-15
p. #75.
Corbett Lighting Inc., Dallas, TX, 1994 Catalog Model 8541
p. #W11.
Cristal, Ft Worth, TX, Catalog 1999 Model #5290-2-85.
Minka Lavery, Corona, CA, Catalog 2000 Model #590-62
p. 177.

Kenroy Fixtures/Hunter Lighting Group, Jacksonville, FL,
Catalog #FCO400 Model #30246 FWG p. 28 2000.

Kenroy Fixtures/Hunter Lighting Group Jacksonville, FL,
Catalog FCO400 Model #90622FS p. #44 2000.

Condor Lighting, Rohnert Park, CA, Catalog 1994, Model
#50494-08 p. 4.

Forte Lighting, Fontana, CA, Supplement No. 2000, Model
#2114-01-63 p. #18.

Nulco Lighting, Pawtucket, RI, Catalog 1999 Model #5291
p. 21.

Nulco Lighting, Pawtucket, RI, Catalog 1999 Model #5741
p. 35.

Metropolitan, Corona, CA, Cat. 1998 p. 206 Model
N200401.

* cited by examiner

Primary Examiner—Susan J. Lucas

Assistant Examiner—Clare E. Heflin


(57) **CLAIM**

The ornamental design for a wall mounted light fixture, as
shown and described.

DESCRIPTION

FIG. 1 is a perspective view thereof;
FIG. 2 is a front elevational view thereof;
FIG. 3 is a right side view, the left side view being a mirror
image;
FIG. 4 is a back plan view thereof;
FIG. 5 is a top plan view thereof; and,
FIG. 6 is a bottom plan view thereof.
The broken lines shown in the drawing are environmental
only and form no part of the claimed design.

1 Claim, 6 Drawing Sheets



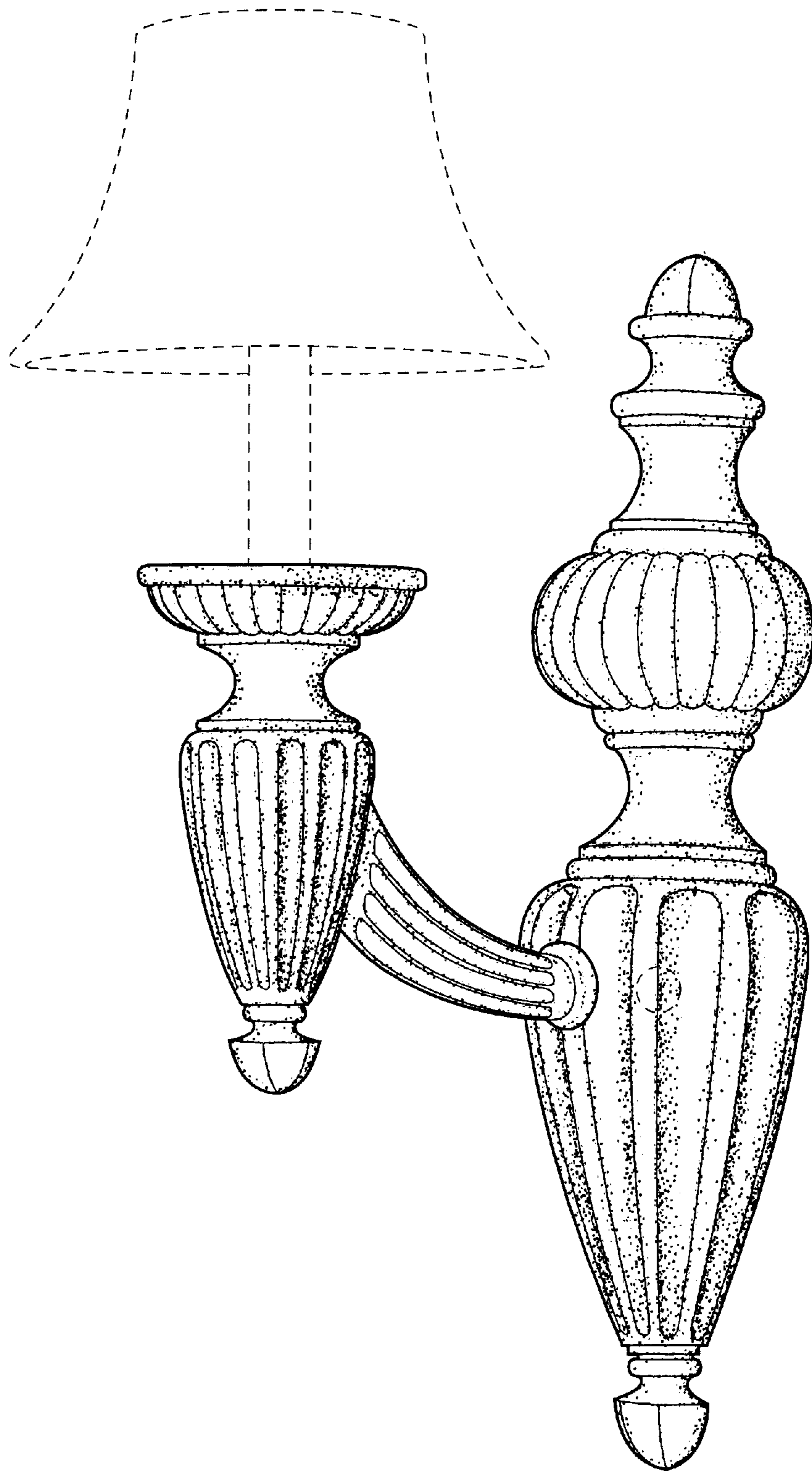


FIG. 1

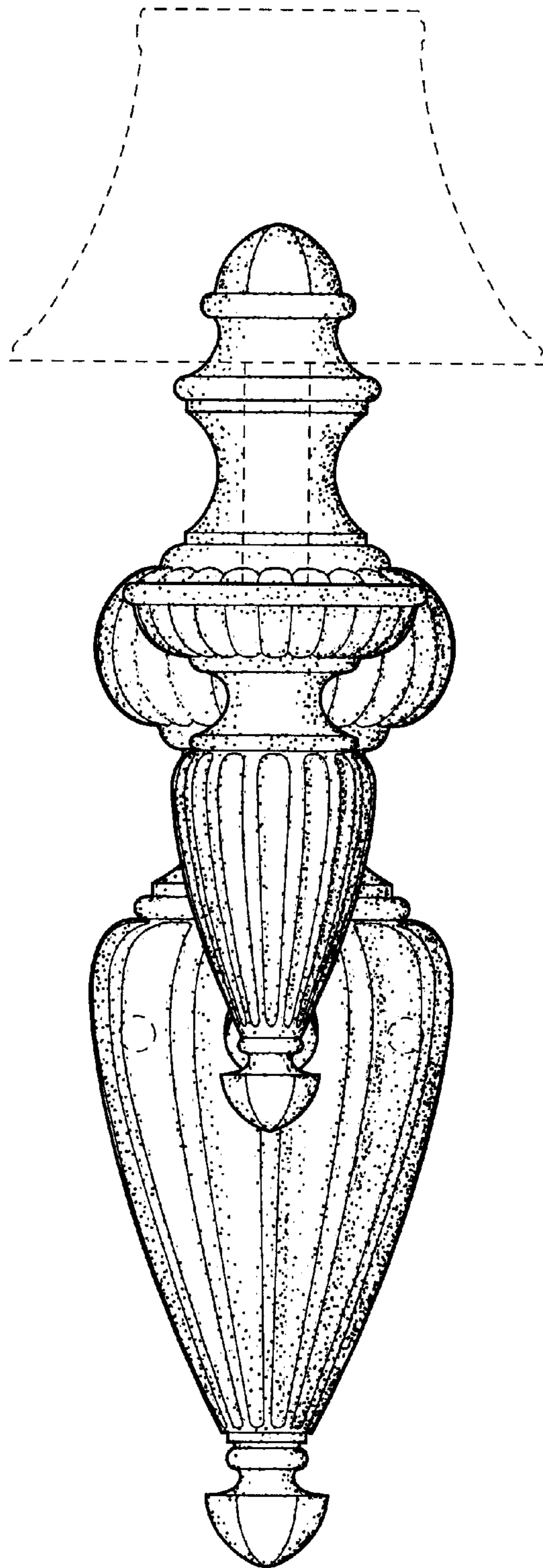


FIG. 2




FIG. 3

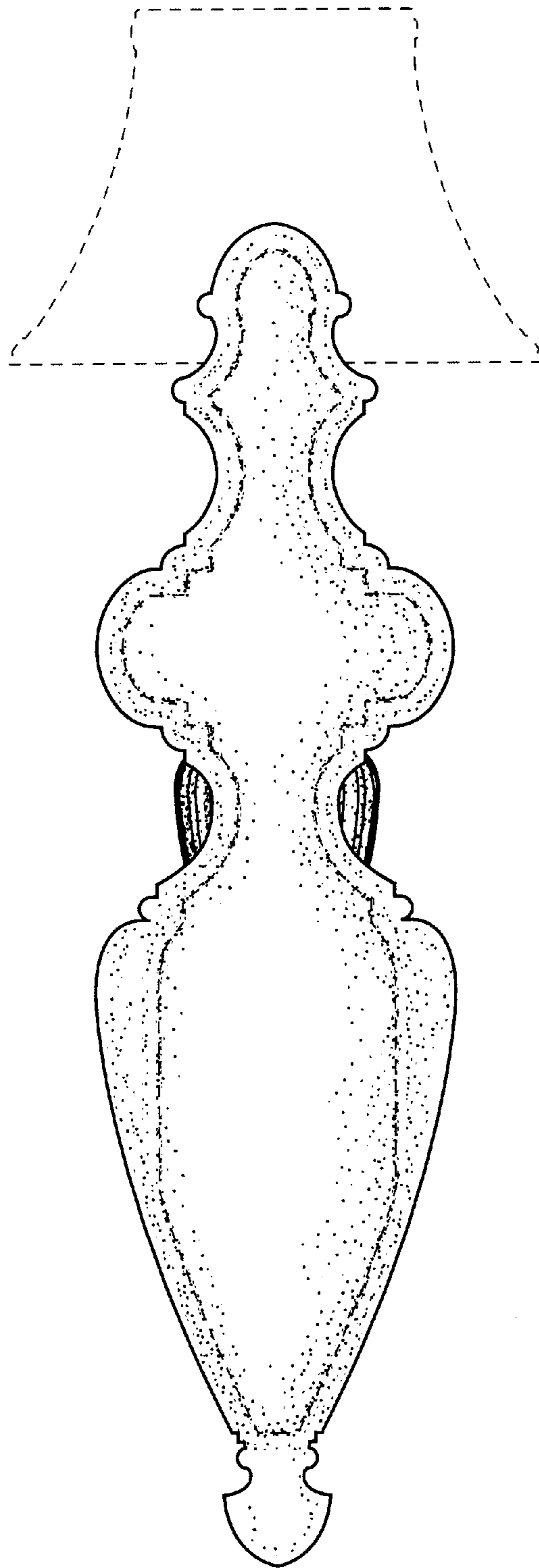


FIG. 4

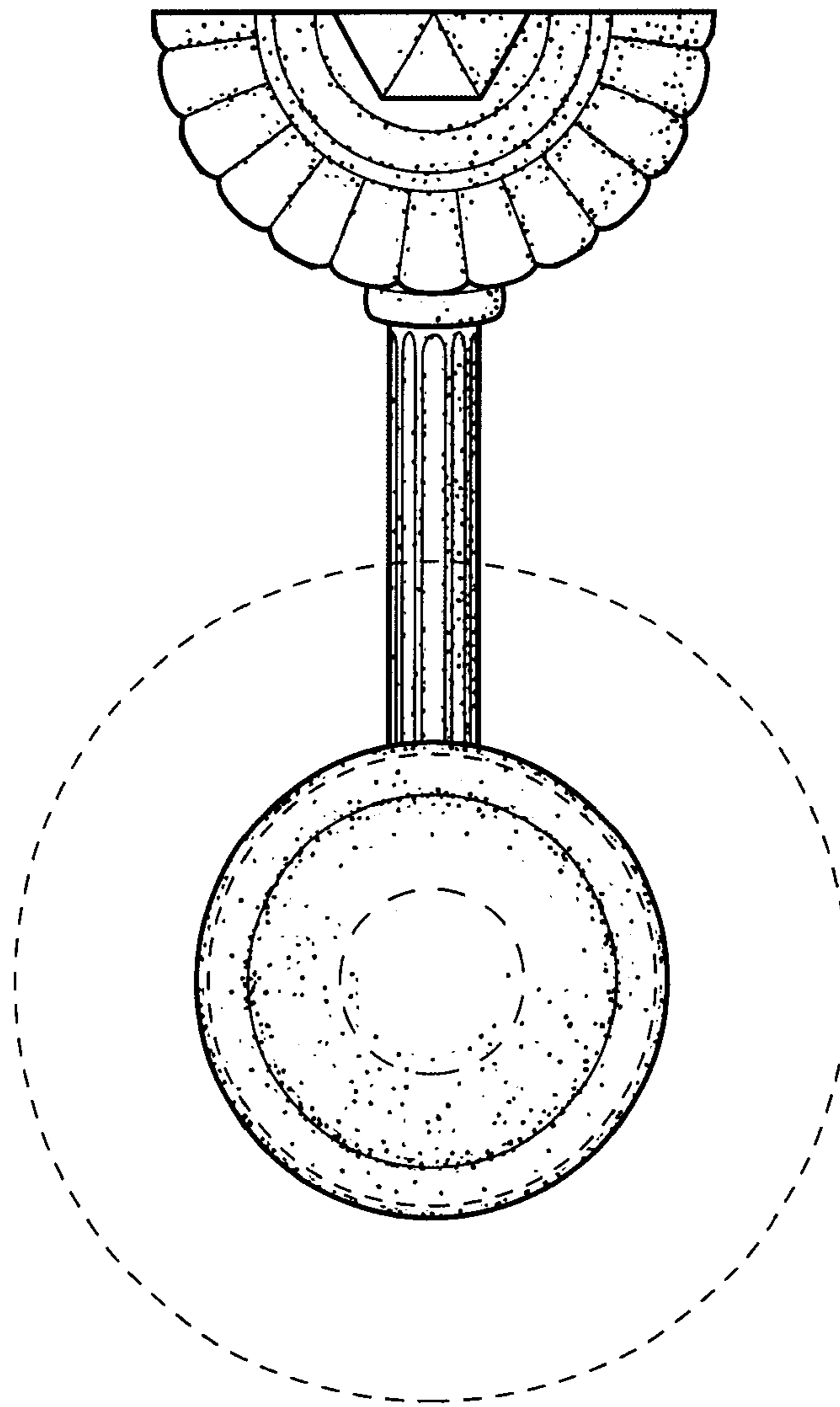


FIG. 5

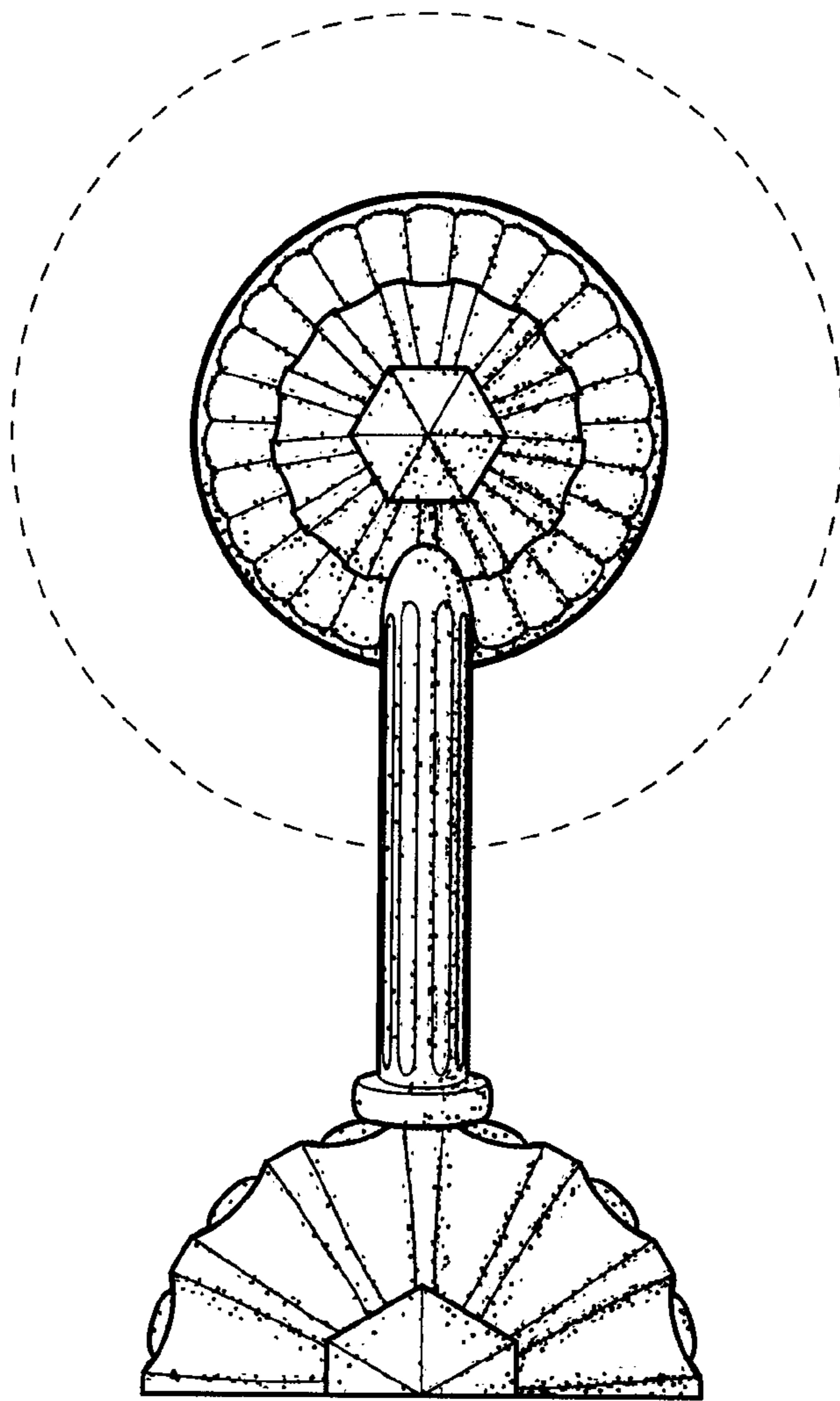


FIG. 6