



US00D456934S

(12) **United States Design Patent**  
**Hsu**

(10) **Patent No.:** **US D456,934 S**

(45) **Date of Patent:** **\*\* May 7, 2002**

(54) **WALL LAMP**

(75) **Inventor:** **Peter Hsu, Taichung (TW)**

(73) **Assignee:** **Dong Guan Bright Yin Huey Lighting Co., Ltd., Guang Dong (CN)**

(\*\*) **Term:** **14 Years**

(21) **Appl. No.:** **29/142,861**

(22) **Filed:** **Jun. 5, 2001**

(51) **LOC (7) Cl. .... 26-03**

(52) **U.S. Cl. .... D26/87**

(58) **Field of Search .... D26/72-79, 80-83, D26/85-91; 362/147, 432, 182, 404-408**

(56) **References Cited**

**U.S. PATENT DOCUMENTS**

D333,531 S	*	2/1993	Rottner	.....	D26/87
D341,440 S	*	11/1993	Hsu	.....	D26/87
D440,002 S	*	4/2001	Miranda	.....	D26/87

**OTHER PUBLICATIONS**

TAIWAN LIGHTING / Aug. 1996/ p. 139/ item #3002.\*

\* cited by examiner

*Primary Examiner*—Alan P. Douglas

*Assistant Examiner*—Clare E. Heflin

(74) *Attorney, Agent, or Firm*—Rosenberg, Klein & Lee

(57) **CLAIM**

The ornamental design for a wall lamp, as shown and described.

**DESCRIPTION**

FIG. 1 is a perspective view of wall lamp showing my new design;

FIG. 2 is a front elevation view thereof;

FIG. 3 is a rear elevation view thereof;



FIG. 4 is a left side elevation view thereof;

FIG. 5 is a right side elevation view thereof;

FIG. 6 is a top plan view thereof; and,

FIG. 7 is a bottom plan view thereof.

**1 Claim, 6 Drawing Sheets**






FIG. 1

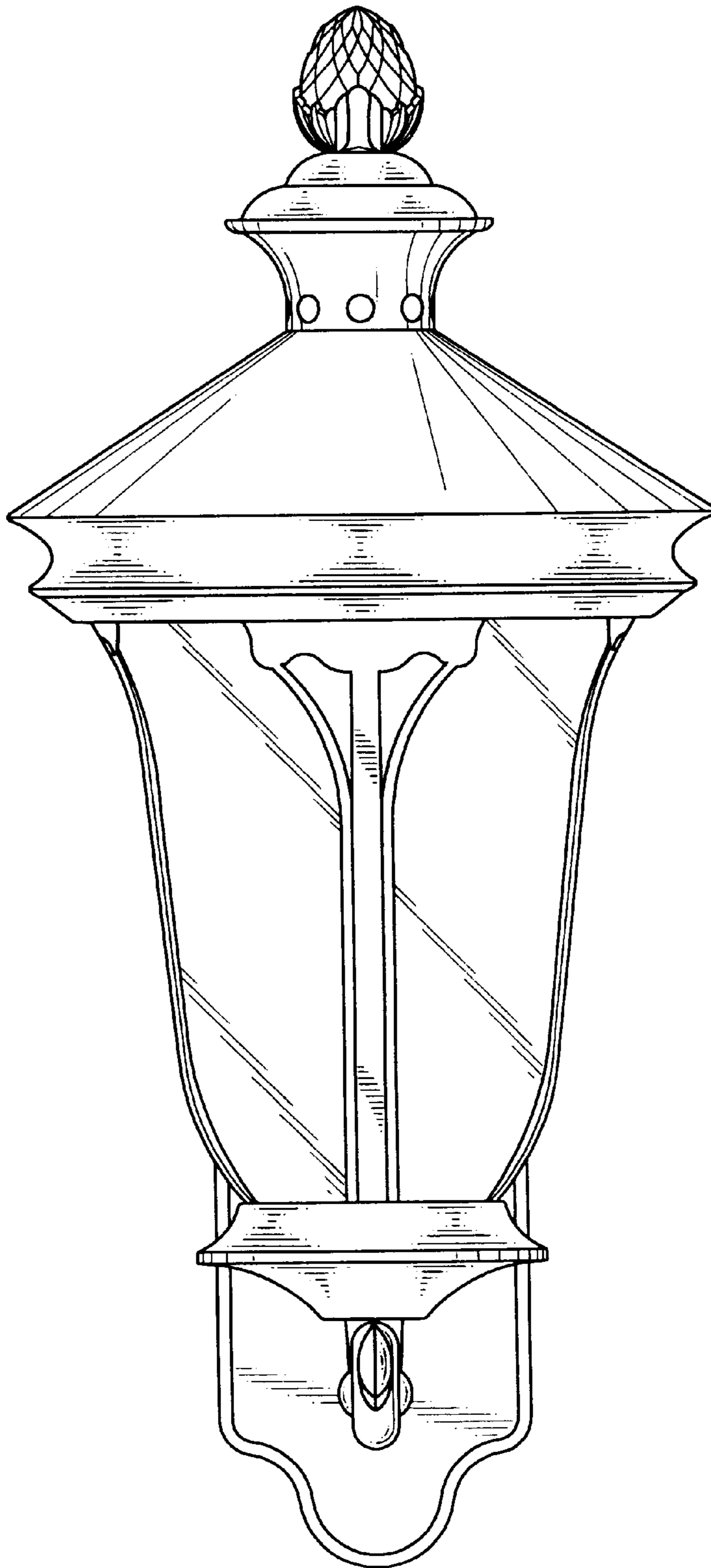


FIG. 2

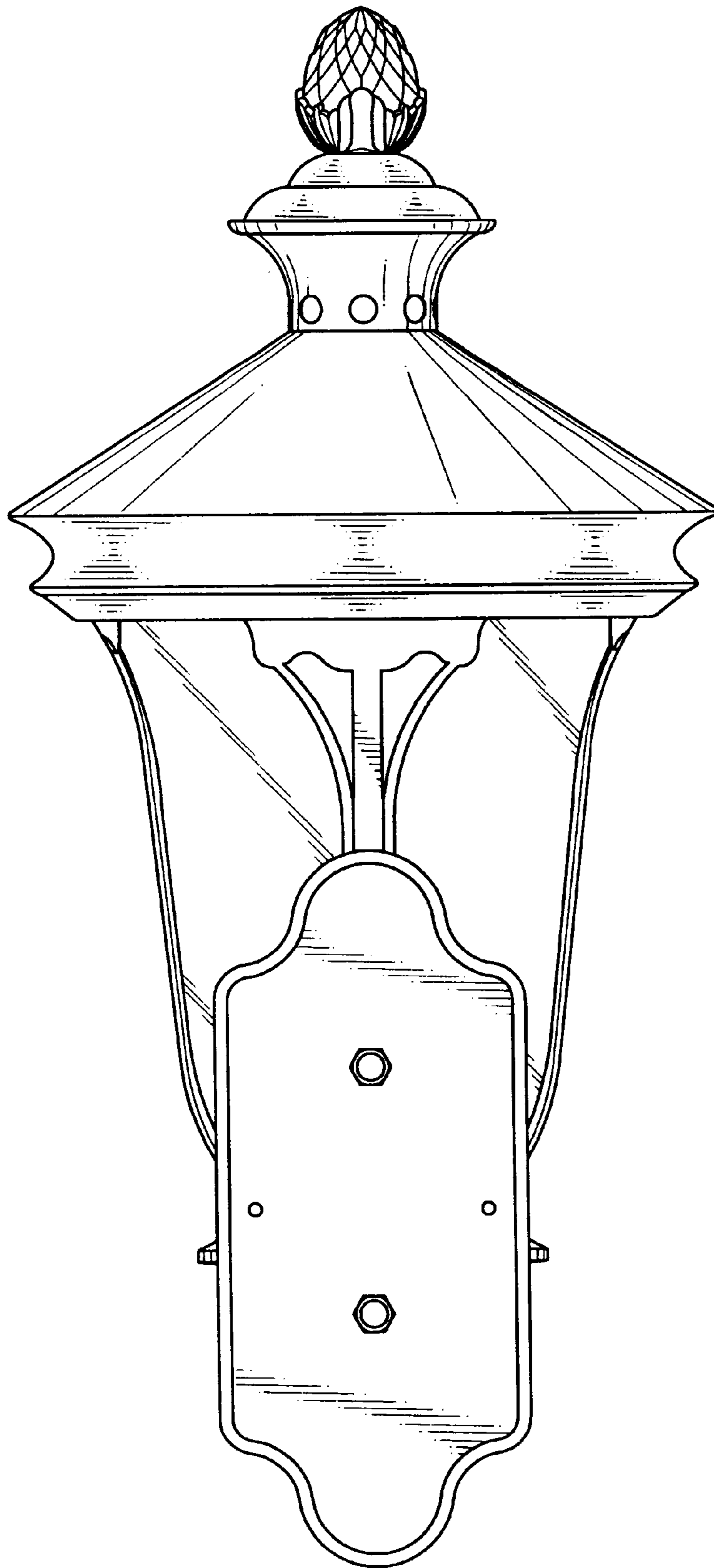


FIG. 3




FIG. 4




FIG. 5

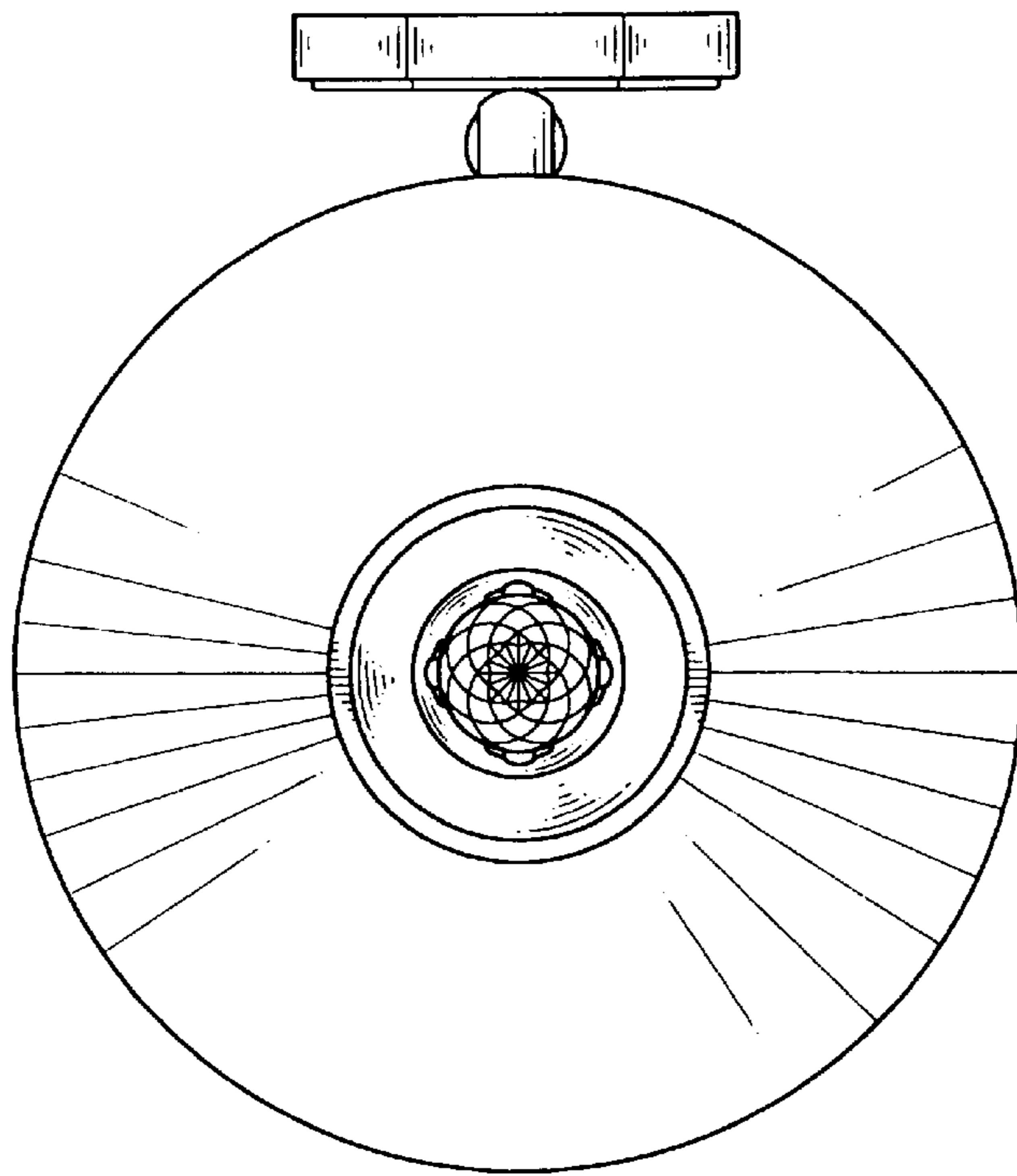


FIG. 6




FIG. 7