



US00D456931S

(12) **United States Design Patent**
Shimada

(10) **Patent No.:** **US D456,931 S**

(45) **Date of Patent:** **** May 7, 2002**

(54) **LIGHT FIXTURE**

6,059,422 A * 5/2000 Fischer et al. 362/147
D437,077 S * 1/2001 Minissi et al. D26/85

(75) Inventor: **Yoshinao Shimada**, Laurel, MD (US)

* cited by examiner

(73) Assignee: **Genlyte Thomas Group LLC**,
Louisville, KY (US)

Primary Examiner—Alan P. Douglas

Assistant Examiner—Clare E. Heflin

(**) Term: **14 Years**

(74) *Attorney, Agent, or Firm*—Jeffrey A. Haerberlin;
Middleton Reutlinger

(21) Appl. No.: **29/141,236**

(57) **CLAIM**

(22) Filed: **May 2, 2001**

The ornamental design for a light fixture, as shown and described herein.

(51) **LOC (7) Cl.** **26-03**

(52) **U.S. Cl.** **D26/85**

(58) **Field of Search** D26/72-79, 80-83,
D26/85-92, 128, 135, 136; 362/147, 432,
404-408, 182, 351, 362, 363

DESCRIPTION

FIG. 1 is a top plan view of a light fixture showing my design;

FIG. 2 is a bottom plan view thereof; and,

FIG. 3 is a side elevation view thereof.

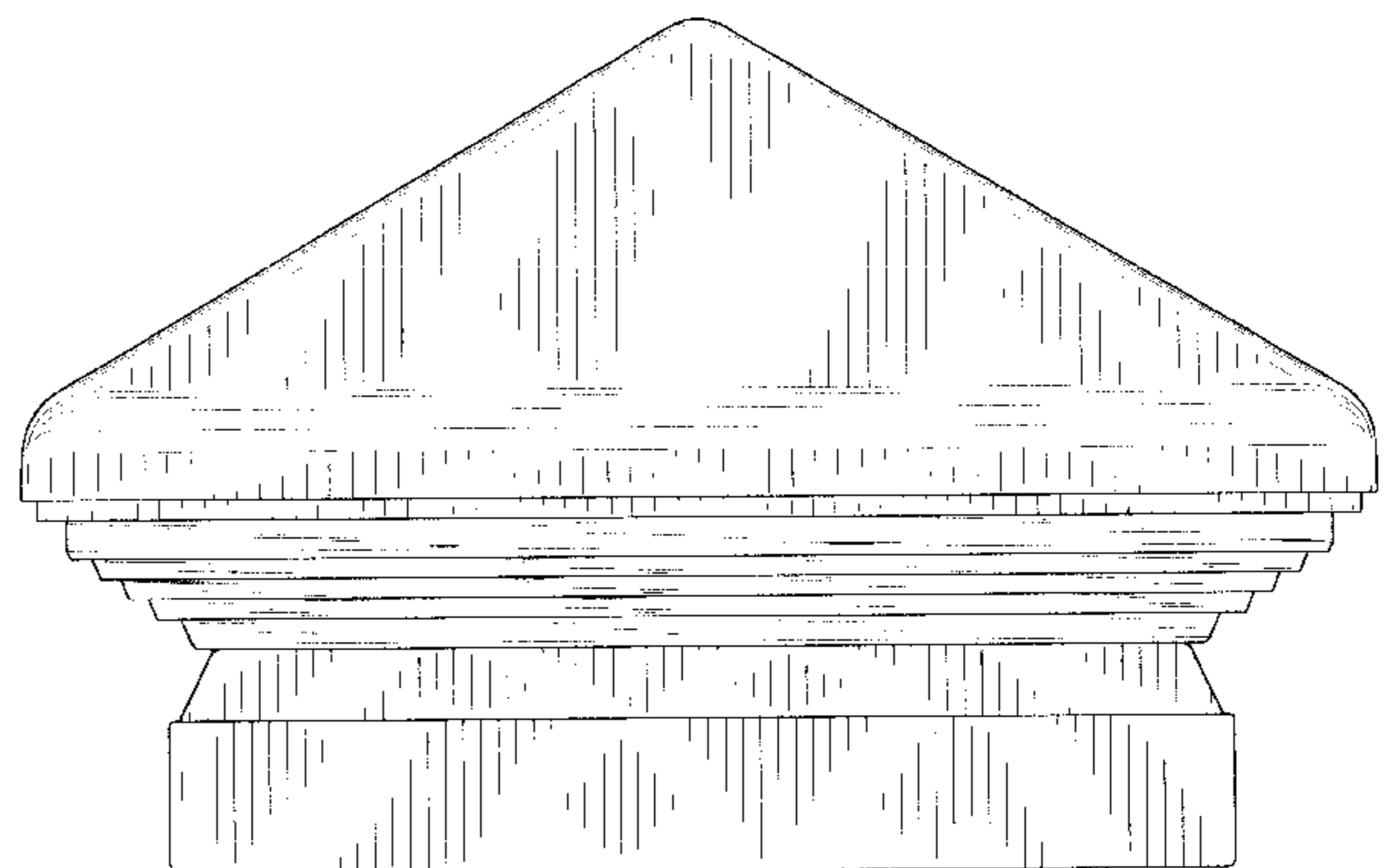

Due to the symmetric nature of the design, the left, right, front and back sides of the light fixture are identical, and, thus, only one view is shown herein.

(56) **References Cited**

U.S. PATENT DOCUMENTS

D232,376 S * 8/1974 Yabraus
D376,220 S * 12/1996 Pearce et al. D26/85
6,053,625 A * 4/2000 Bowker 362/348

1 Claim, 3 Drawing Sheets






FIG. 1




FIG. 2

FIG. 3

