



US00D456917S

(12) **United States Design Patent**
Kumar

(10) **Patent No.:** **US D456,917 S**

(45) **Date of Patent:** **** May 7, 2002**

(54) **TIKI TORCH**

(75) Inventor: **Sanjeev Kumar**, Munster, IN (US)

(73) Assignee: **Hosley International Trading Corporation**, Lynwood, IL (US)

(**) Term: **14 Years**

(21) Appl. No.: **29/141,975**

(22) Filed: **May 16, 2001**

(51) **LOC (7) Cl.** **26-02**

(52) **U.S. Cl.** **D26/8; D26/114**

(58) **Field of Search** **D26/8, 114, 116; 431/320, 343, 350, 298, 146; 362/161-163**

(56) **References Cited**

U.S. PATENT DOCUMENTS

5,801,093	A	*	9/1998	Tendick	431/146
5,938,430	A	*	8/1999	Majerowski	431/320
6,217,316	B1	*	4/2001	Yeh	431/343
6,250,912	B1	*	6/2001	Widdowson	431/320
D428,666	S	*	7/2001	Chandaria	D26/114
D450,140	S	*	11/2001	Donley	D26/8

* cited by examiner

Primary Examiner—Robin V. Taylor

(74) *Attorney, Agent, or Firm*—Olson & Hierl, Ltd.

(57) **CLAIM**

The ornamental design for a tiki torch, as shown and described.

DESCRIPTION

FIG. 1 is a perspective view of a tiki torch of the present invention with a snuffer, and the spindle thereof being shown broken away;

FIG. 2 is a side elevational view of the tiki torch;

FIG. 3 is an opposite side elevational view of the tiki torch;

FIG. 4 is a top plan view of the tiki torch;

FIG. 5 is a bottom plan view of the tiki torch;

FIG. 6 is a front elevational view of the tiki torch;

FIG. 7 is a rear elevational view of the tiki torch;

FIG. 8 is a perspective view of the tiki torch of FIG. 1 without the snuffer or the hook therefor;

FIG. 9 is a side elevational view of the tiki torch of FIG. 8;

FIG. 10 is an opposite side elevational view of the tiki torch of FIG. 8;

FIG. 11 is a top plan view of the tiki torch of FIG. 8;

FIG. 12 is a bottom plan view of the tiki torch of FIG. 8;

FIG. 13 is a front elevational view of the tiki torch of FIG. 8; and,

FIG. 14 is a rear elevational view of the tiki torch of FIG. 8. The spindle is shown broken away to indicate indeterminate length.

1 Claim, 6 Drawing Sheets

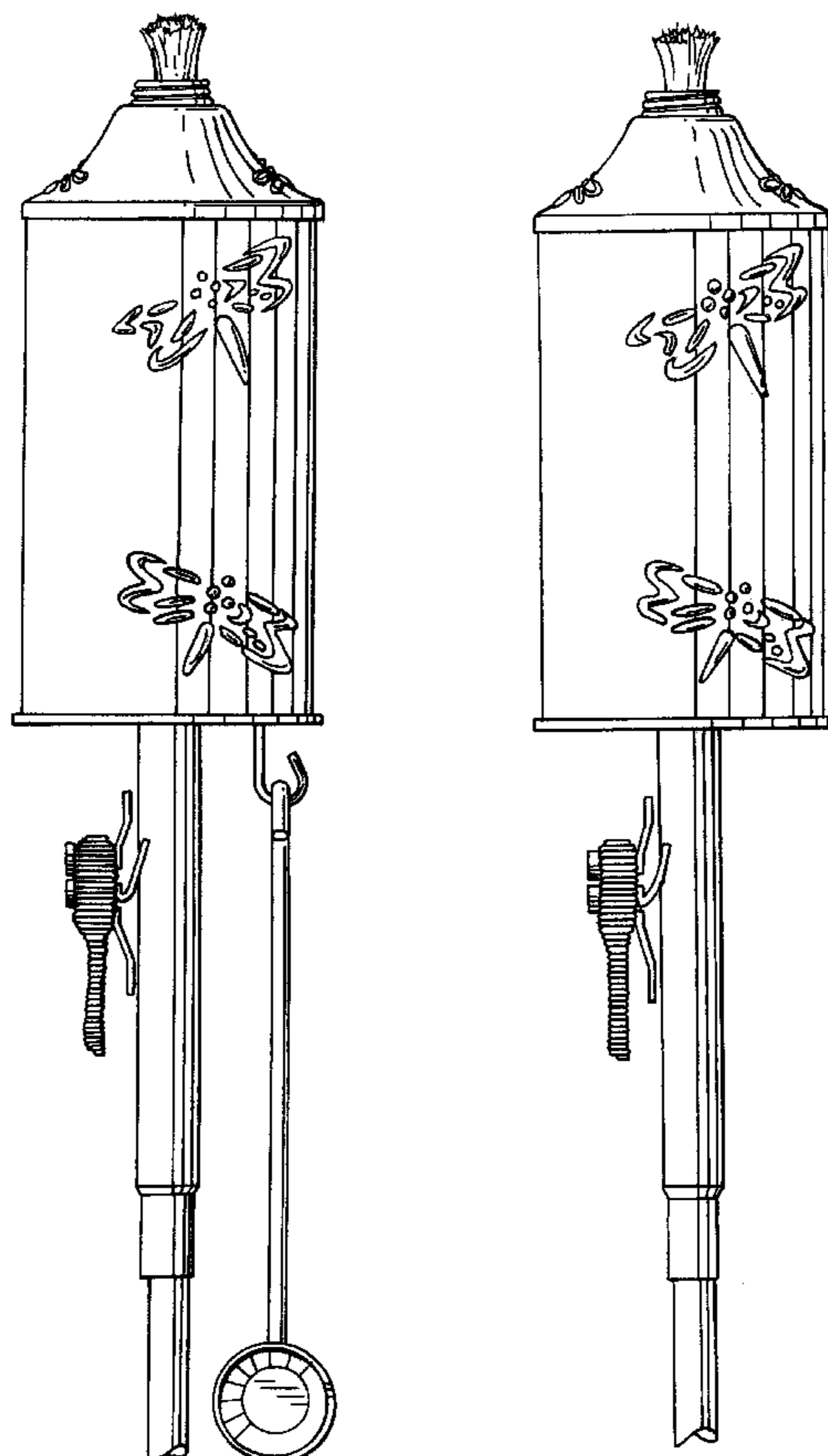


FIG. 1




FIG. 2

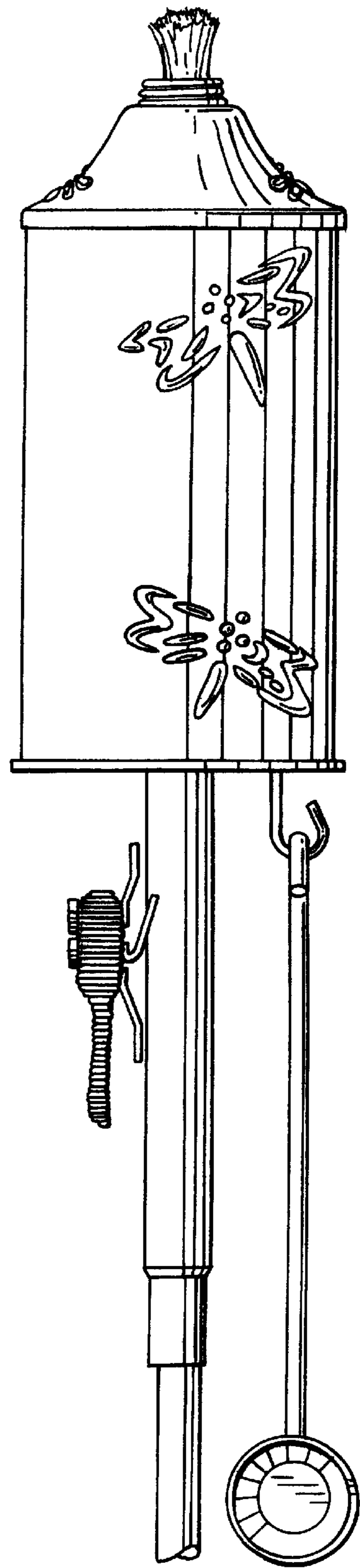


FIG. 3




FIG. 4

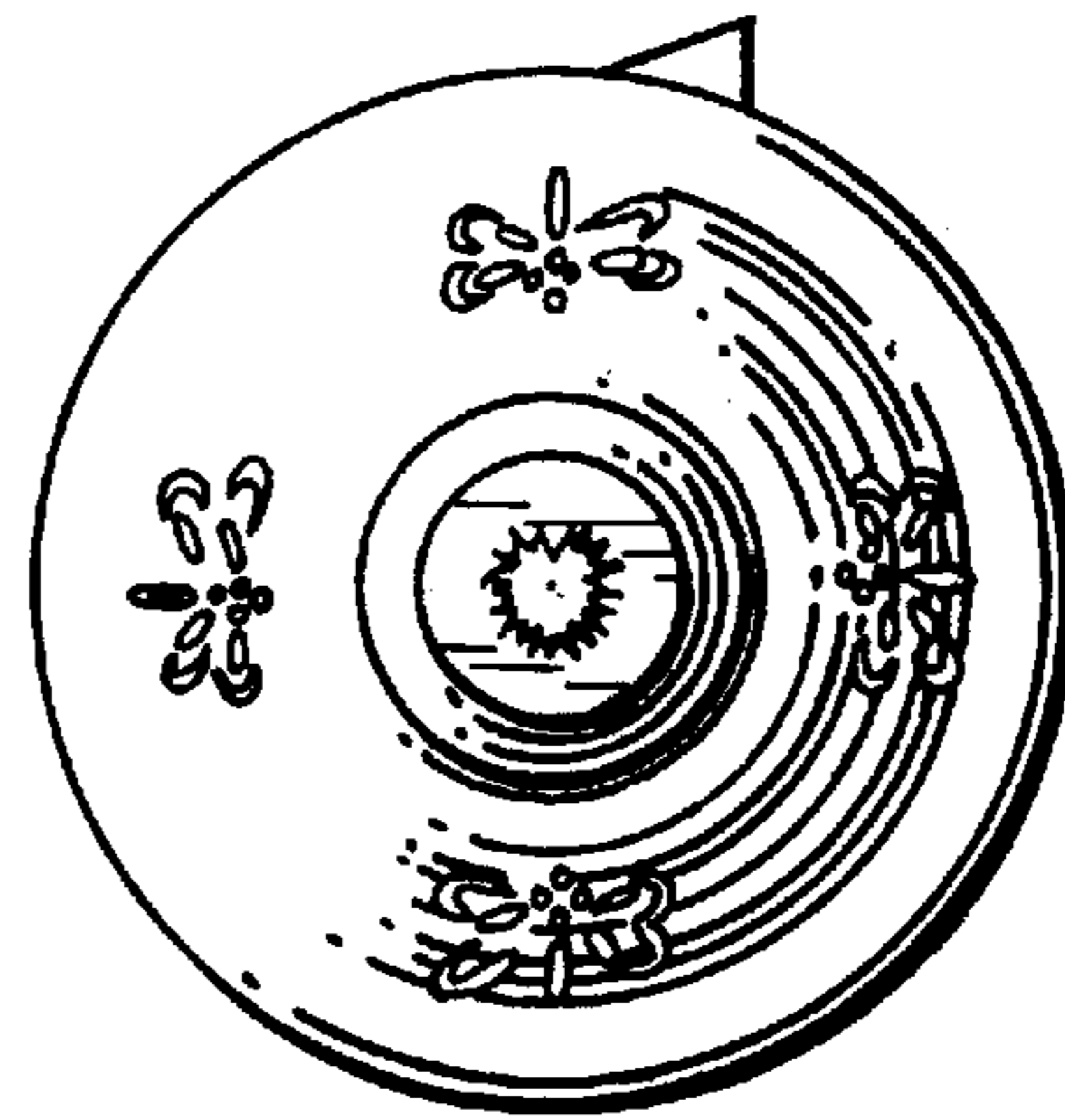


FIG. 5




FIG. 6

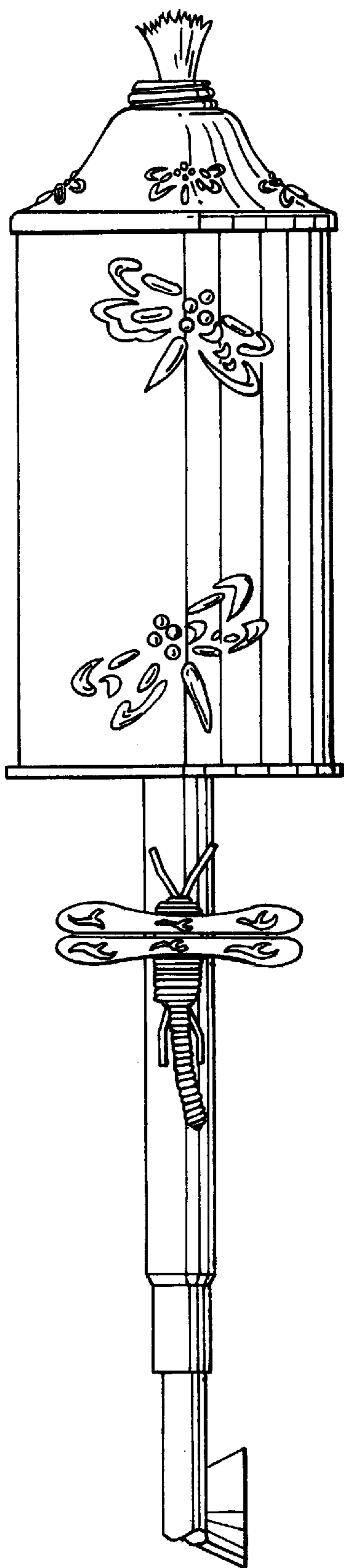


FIG. 7

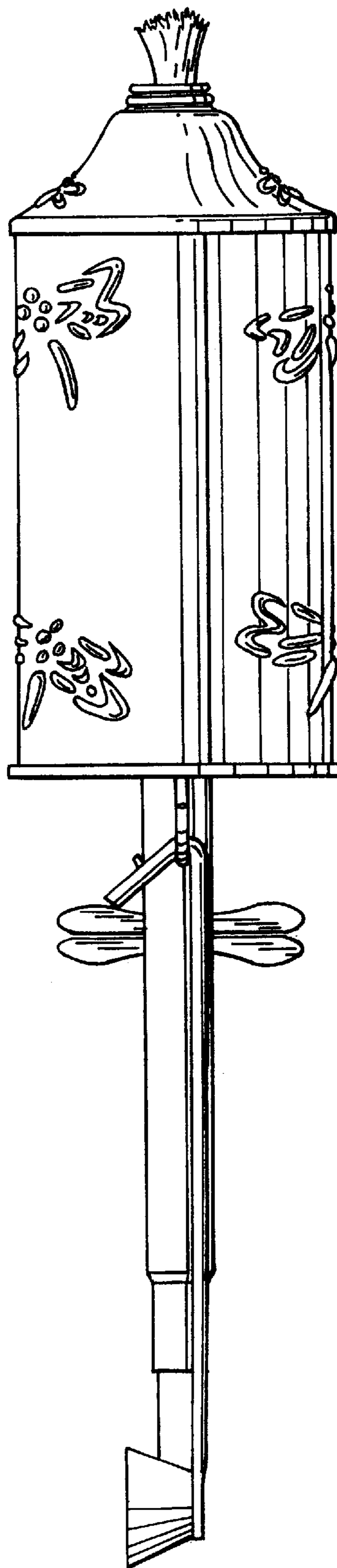


FIG. 8




FIG. 9

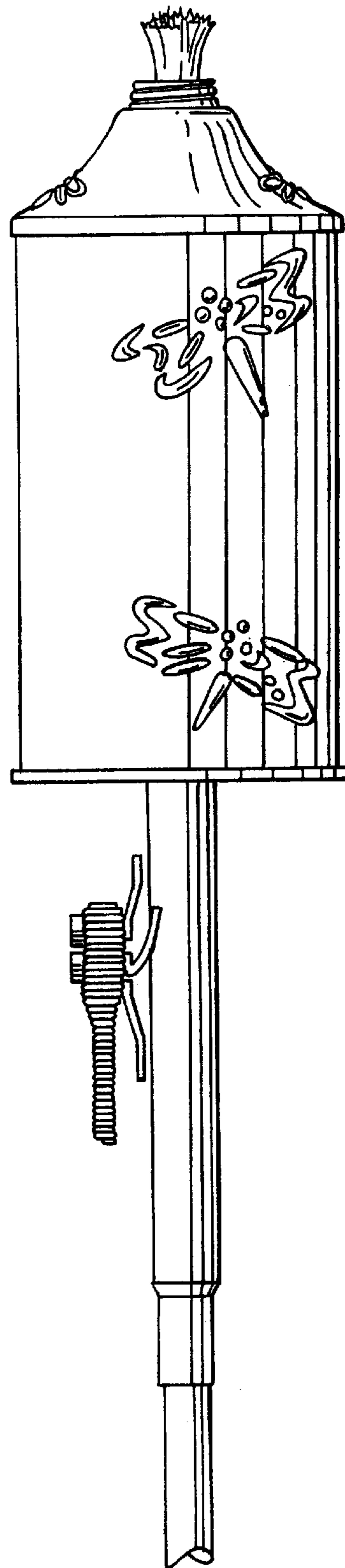


FIG. 10

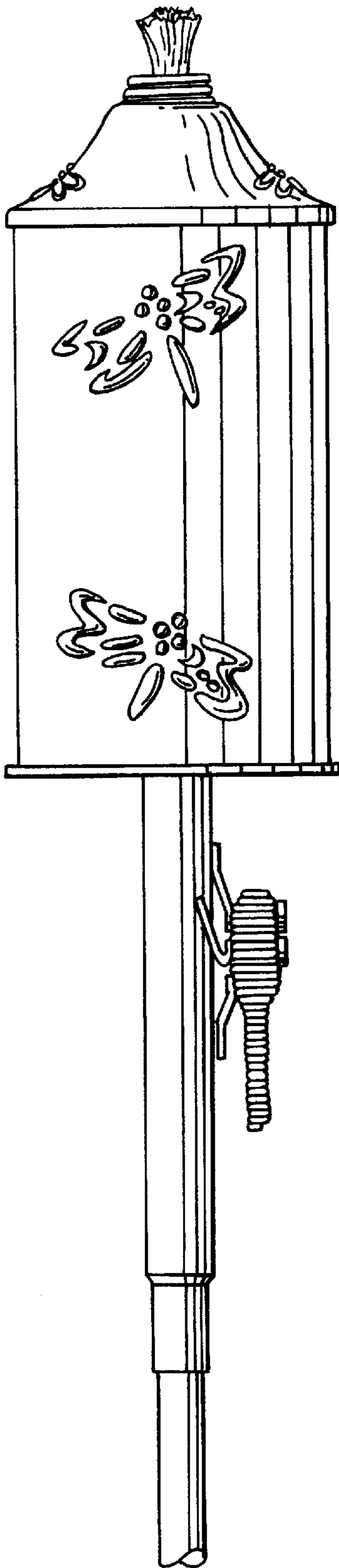


FIG. 11



FIG. 12

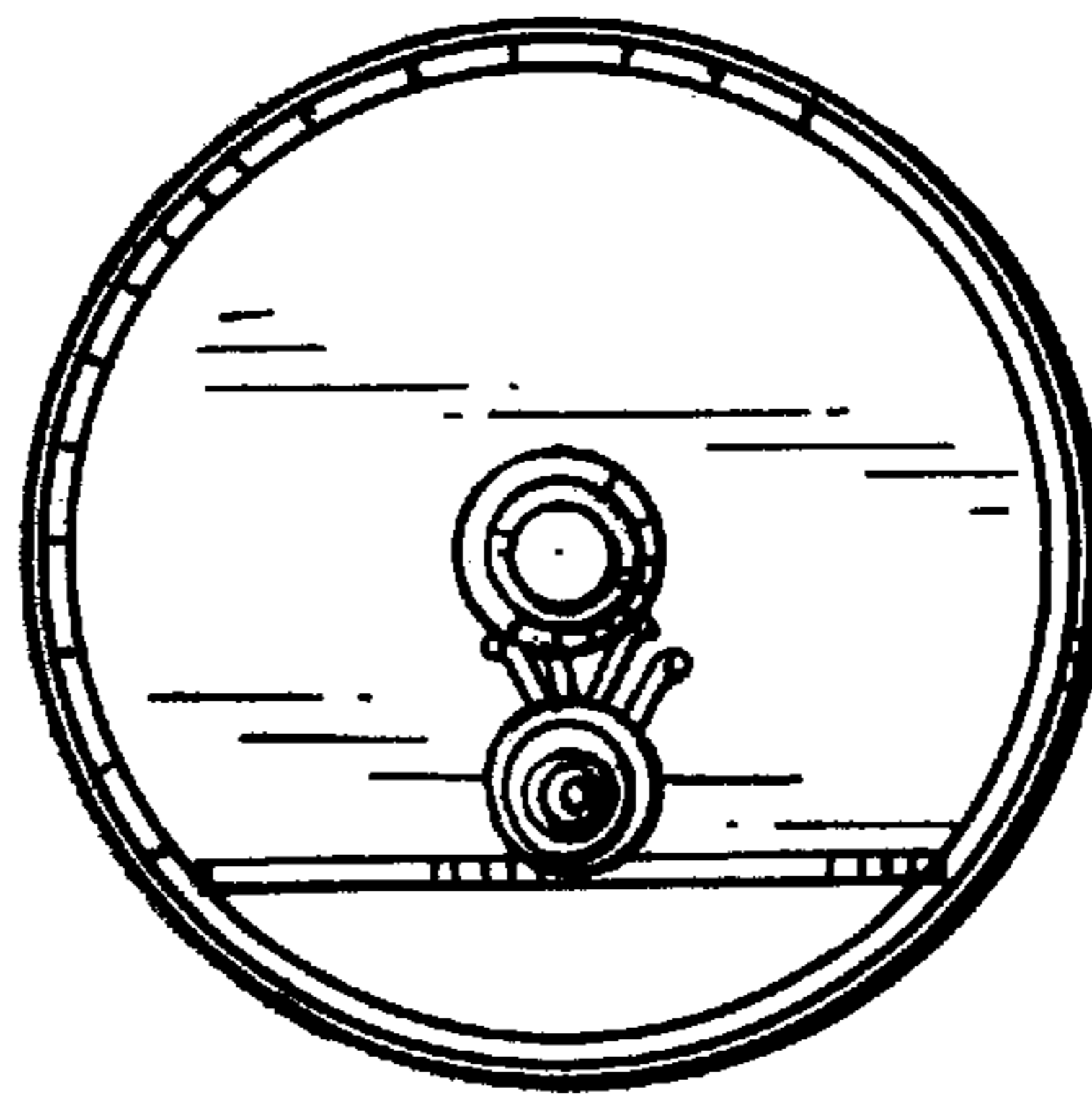


FIG. 13




FIG. 14

