



US00D456911S

(12) **United States Design Patent**
Janesky

(10) **Patent No.:** **US D456,911 S**

(45) **Date of Patent:** **** May 7, 2002**

(54) **WALL AND SUB-FLOOR SUPPORTING DRAIN PANEL**

Primary Examiner—Doris Clark
(74) *Attorney, Agent, or Firm—Perman & Green, LLP*

(76) **Inventor:** **Lawrence Janesky**, 60 Silvermine Rd.,
Seymour, CT (US) 06483

(57) **CLAIM**

(**) **Term:** **14 Years**

I claim the ornamental design for wall and sub-floor supporting drain panel, as shown.

(21) **Appl. No.:** **29/137,227**

DESCRIPTION

(22) **Filed:** **Feb. 15, 2001**

(51) **LOC (7) Cl.** **25-01**

(52) **U.S. Cl.** **D25/119**

(58) **Field of Search** 52/169.5, 169.14;
D25/138, 119; 405/50

FIG. 1 is a perspective view of a wall and sub-floor supporting drain panel presenting my new design;
FIG. 2 is a top plan view thereof;
FIG. 3 is a front elevational view thereof;
FIG. 4 is a side elevational view looking from the left side viewing FIG. 4;
FIG. 5 is a back elevational view thereof; and,
FIG. 6 is a bottom elevational view thereof.

(56) **References Cited**

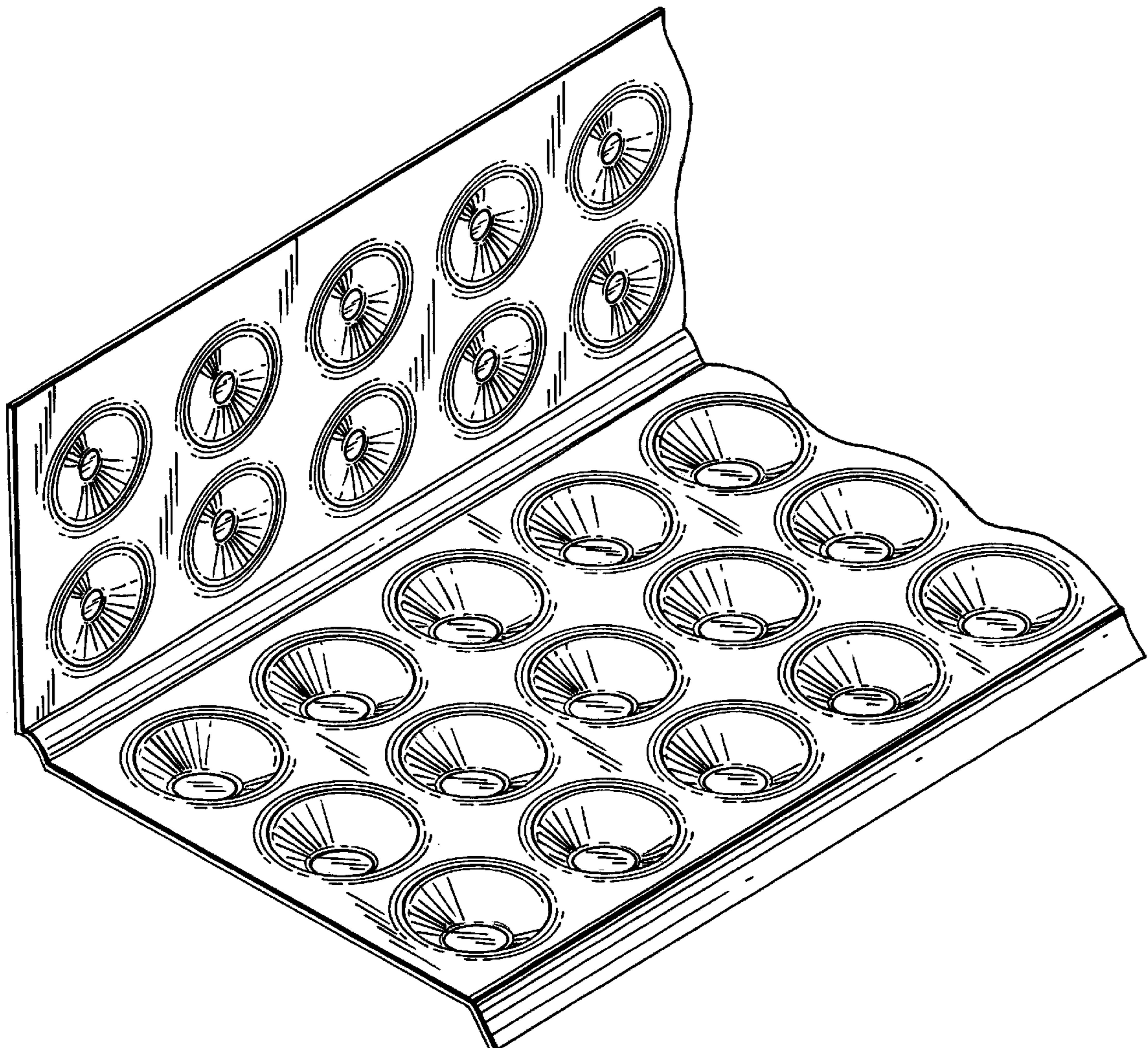
U.S. PATENT DOCUMENTS

D329,297 S * 9/1992 Smith D25/138
D363,788 S * 10/1995 Caley D25/119
5,775,839 A * 7/1998 Mazzer 52/169.14

The wall and sub-floor supporting drain panel has been broken on one end indicating indefinite length.

* cited by examiner

1 Claim, 6 Drawing Sheets



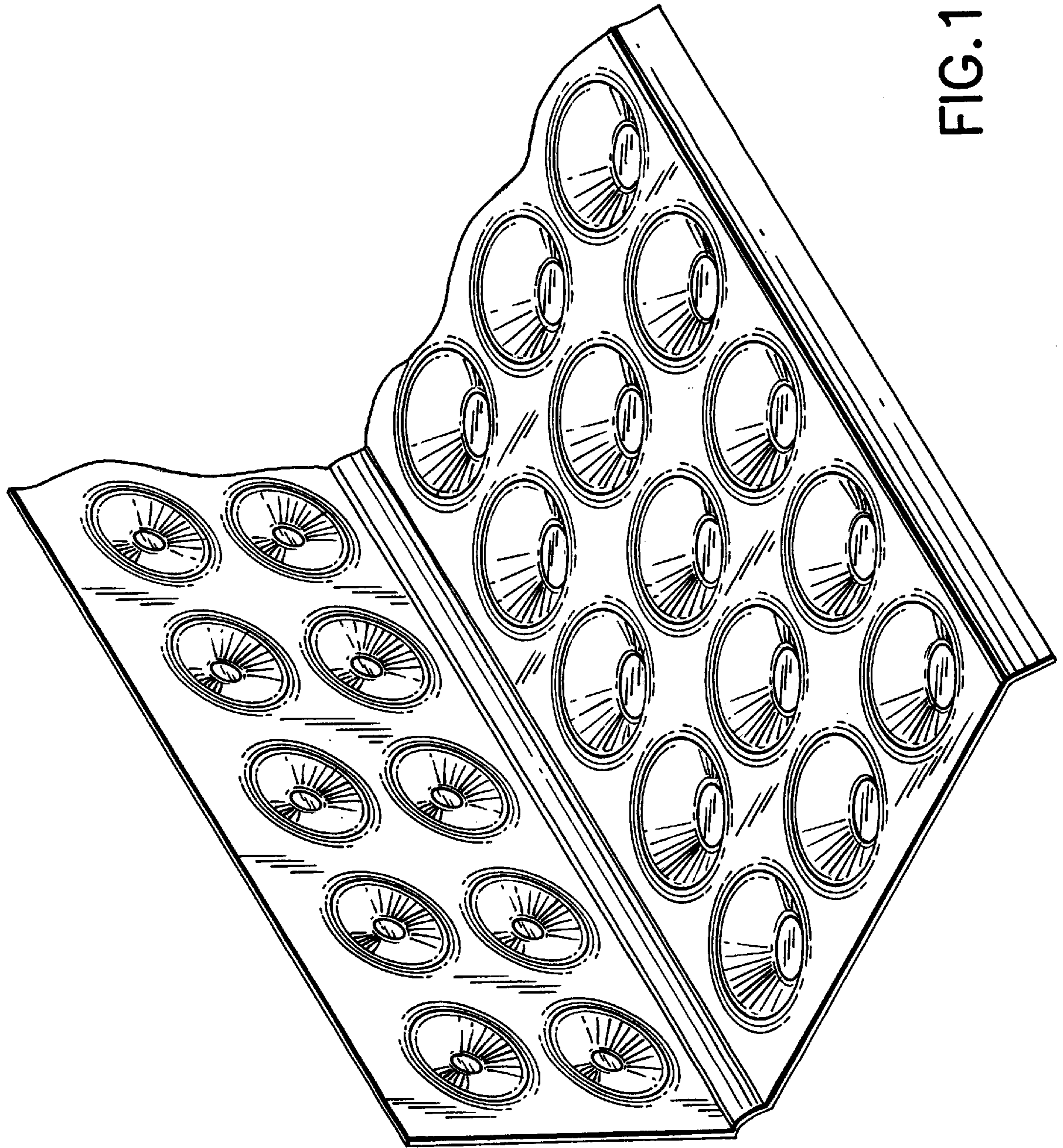


FIG. 1




FIG. 2




FIG.3




FIG.4




FIG.5




FIG. 6