US00D456909S

(12) United States Design Patent

Szabo

(10) Patent No.: US D456,909 S
(45) Date of Patent: ** May 7, 2002

(54) **MASSAGING TOOL**

(76) Inventor: **Laci Szabo**, 13283 SW. 124th St., Miami, FL (US) 33186

(**) Term: **14 Years**

(21) Appl. No.: **29/144,634**

(22) Filed: **Jul. 6, 2001**

(51) **LOC (7) Cl.** **28-03**
(52) **U.S. Cl.** **D24/214**
(58) **Field of Search** D24/211, 214, D24/200; 601/67, 68, 69, 94, 134, 135, 136, 137

(56) **References Cited**

U.S. PATENT DOCUMENTS

1,212,443	A		1/1917	Blaine
1,612,343	A		12/1926	Amussen
D127,824	S		6/1941	Garas
D268,362	S		3/1983	Wong
4,483,328	A		11/1984	Wolocko
D317,204	S		5/1991	Henneseey
D326,721	S	*	6/1992	Ujifusa et al. D24/211
D336,959	S		6/1993	Liming
5,366,437	A		11/1994	Graston
D359,124	S	*	6/1995	Rosenberg D24/211
D375,166	S		10/1996	Goulding-Thompson, et al.
D402,764	S	*	12/1998	Chatfield D24/211
D403,431	S		12/1998	Gladieux, Jr.
D405,536	S		2/1999	Haynes
D408,924	S		4/1999	Chen
6,010,469	A		1/2000	McAtee
D423,676	S		4/2000	Lazio
6,126,620	A		10/2000	Graston

* cited by examiner

Primary Examiner—Stella Reid
(74) *Attorney, Agent, or Firm*—Dennis G. LaPointe; Mason & Associates, P.A.

(57) **CLAIM**

I claim the ornamental design for a massaging tool, as shown and described.

DESCRIPTION

FIG. **1** is a left side elevational view of the design;
FIG. **2** is a right side view of the design;
FIG. **3** is a front elevational view of the design;
FIG. **4** is a rear elevational view of the design;
FIG. **5** is a top plan view thereof; and,
FIG. **6** is a bottom view thereof.

1 Claim, 2 Drawing Sheets

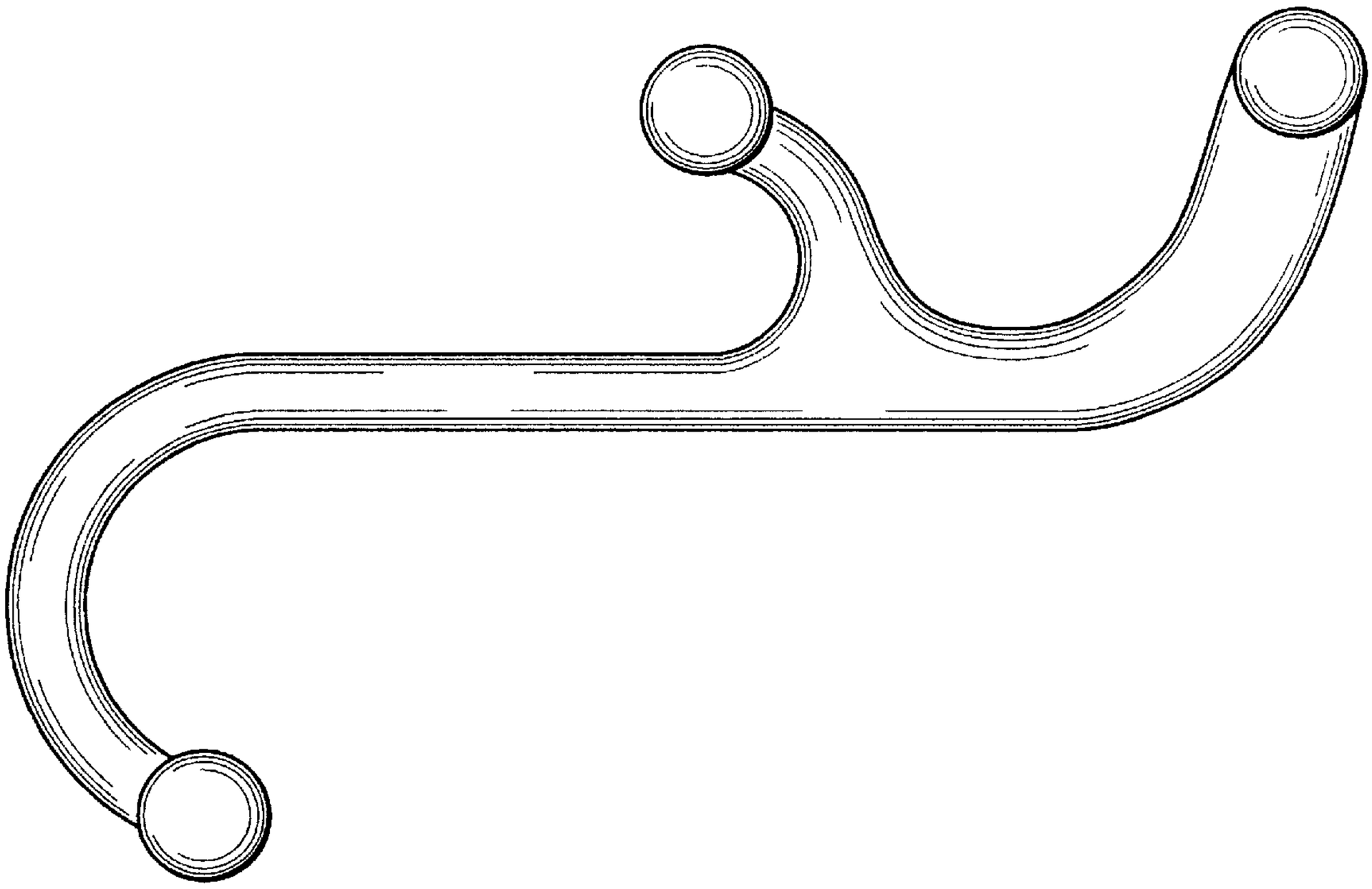

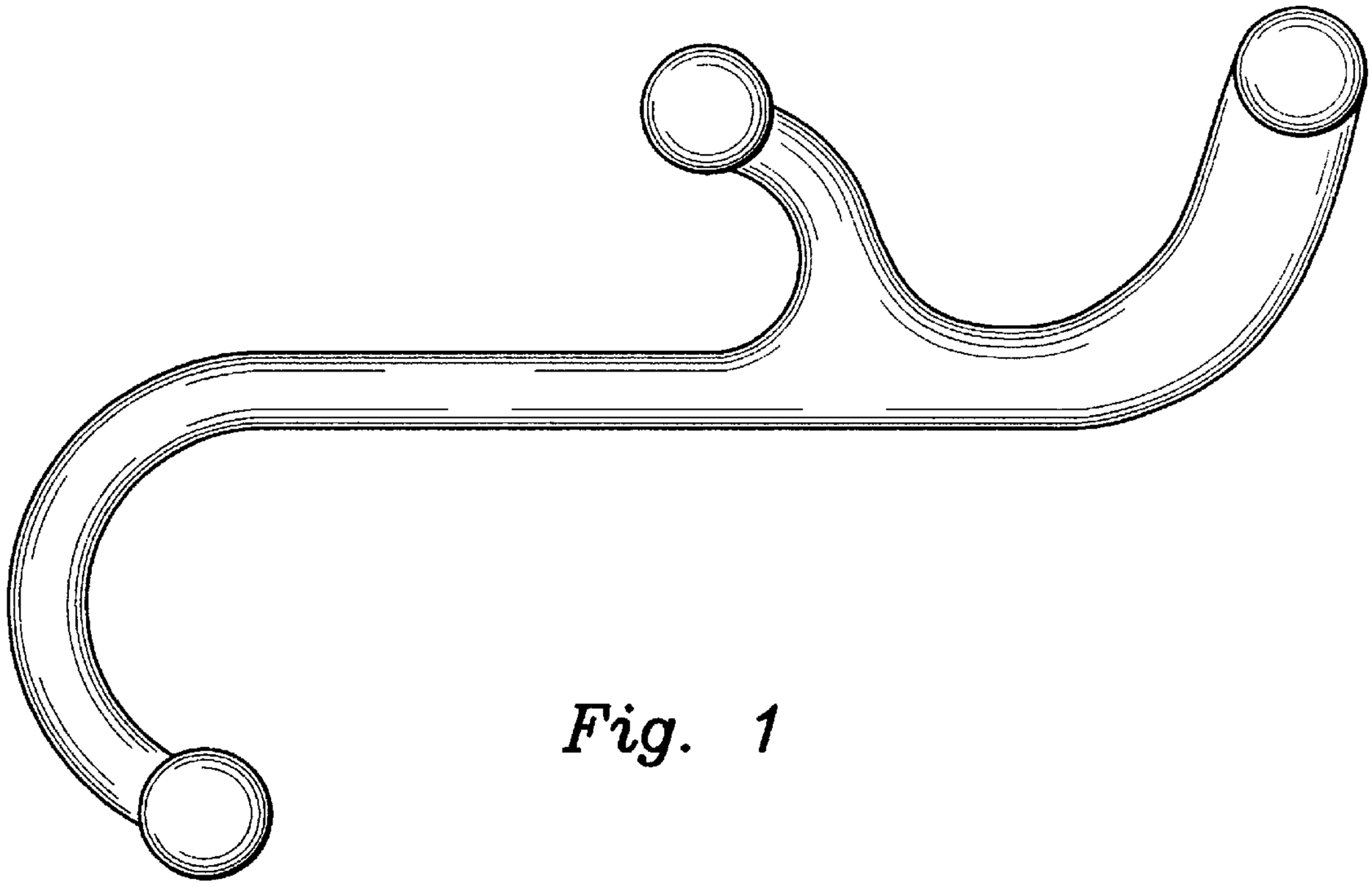

Fig. 1

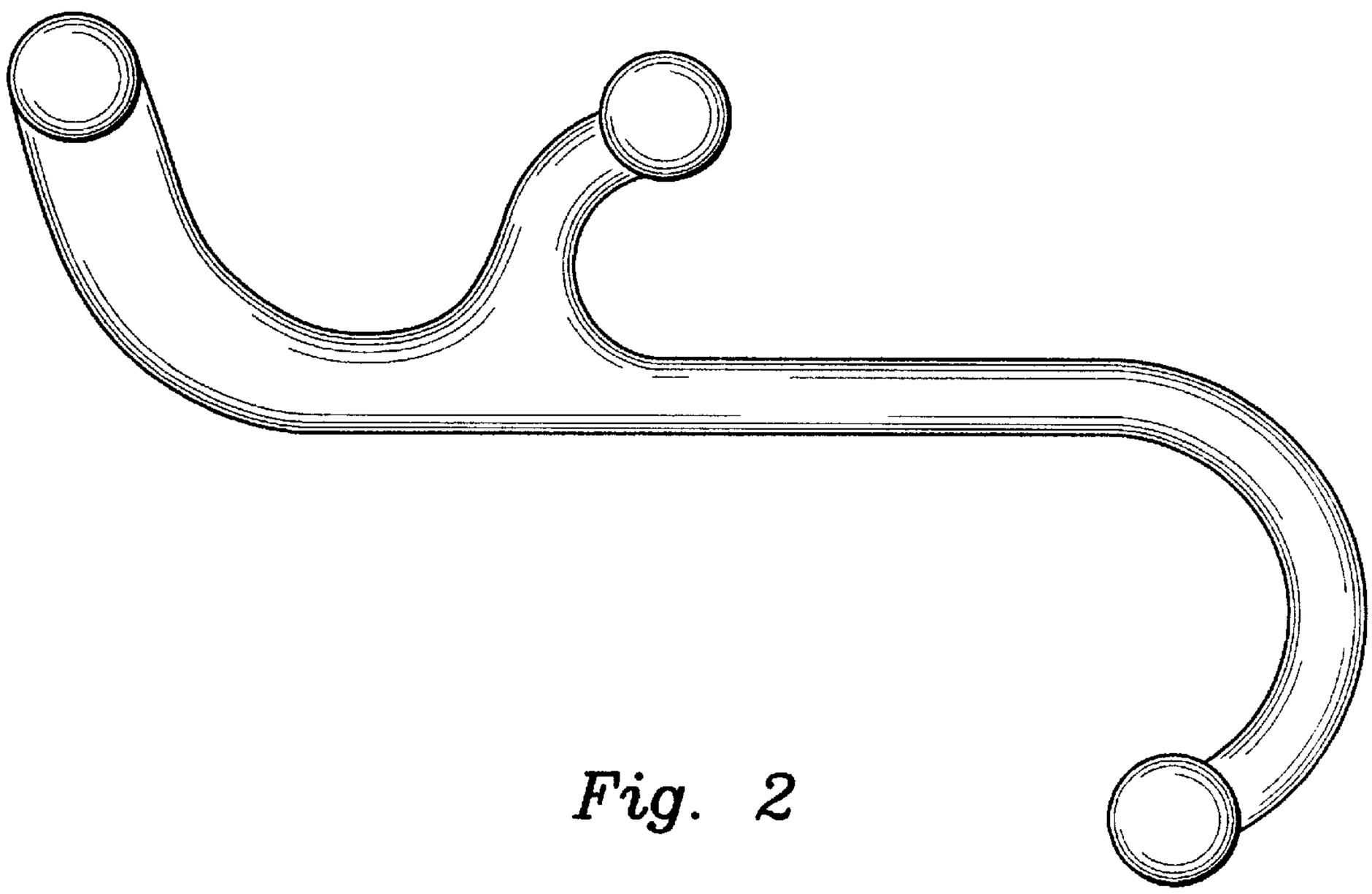

Fig. 2

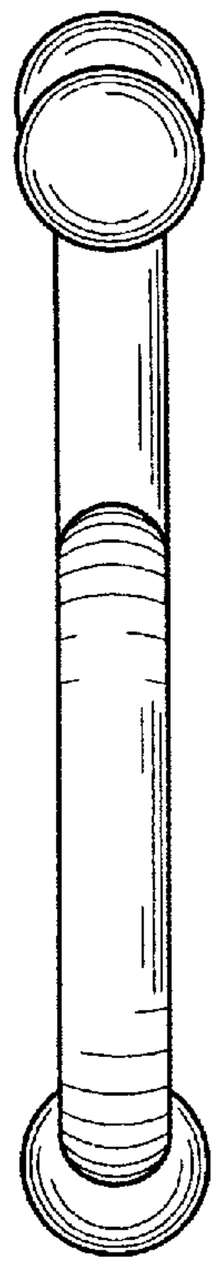

Fig. 3

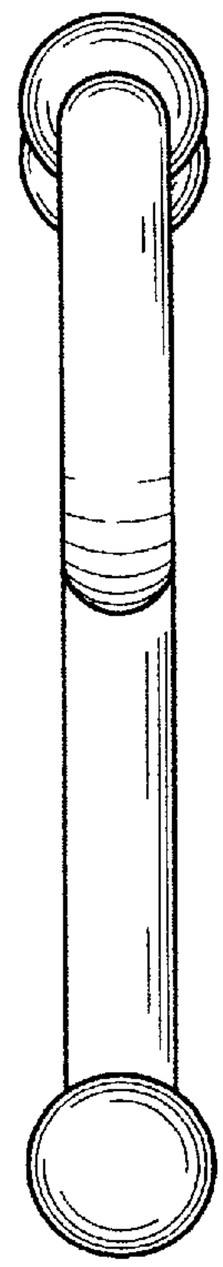

Fig. 4

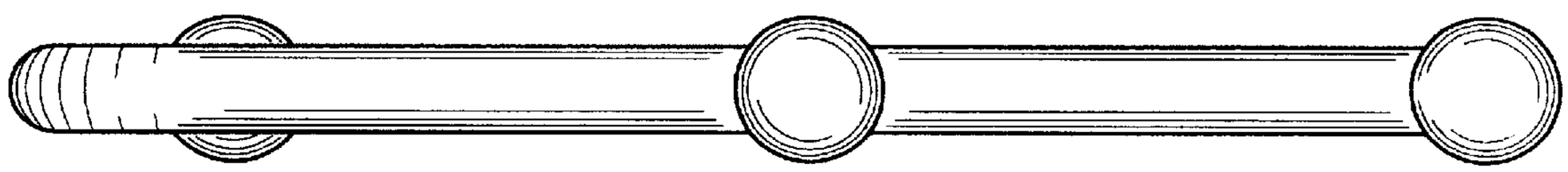

Fig. 5

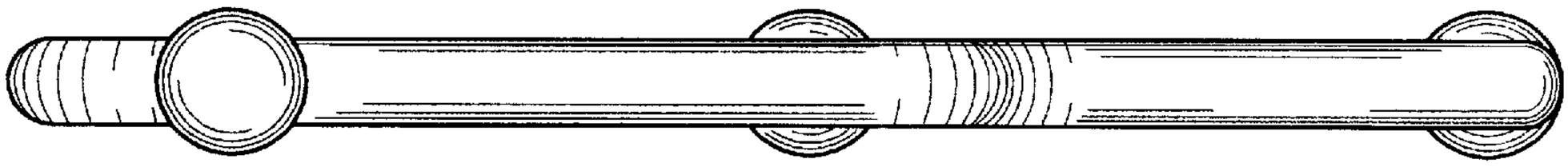

Fig. 6