



US00D456907S

(12) **United States Design Patent**
Sanfilippo

(10) **Patent No.:** **US D456,907 S**

(45) **Date of Patent:** **** May 7, 2002**

(54) **MEDICAL ELECTRODE**

(76) **Inventor:** **Robert Michael Sanfilippo**, 890 Calle
La Primavera, Glendale, CA (US)
91208

(**) **Term:** **14 Years**

(21) **Appl. No.:** **29/143,825**

(22) **Filed:** **Jul. 17, 2001**

(51) **LOC (7) Cl.** **24-01**

(52) **U.S. Cl.** **D24/187**

(58) **Field of Search** D24/187; 600/382,
600/384, 385, 391, 392, 393, 394, 397

(56) **References Cited**

U.S. PATENT DOCUMENTS

- 3,828,766 A * 8/1974 Krasnow 600/391
- D240,166 S * 6/1976 Cartmell et al. D24/187
- 4,063,352 A * 12/1977 Bevilacqua 600/397 X

- 4,114,263 A * 9/1978 Szpur 29/877
- D281,012 S * 10/1985 Beck et al. D24/168
- 4,633,879 A * 1/1987 Ong 128/641
- 4,777,954 A * 10/1988 Keusch et al. 128/640
- 5,511,548 A * 4/1996 Riazzi et al. 128/641
- D429,337 S * 8/2000 Sanfilippo D24/187

* cited by examiner

Primary Examiner—Stella Reid

(57) **CLAIM**

The ornamental design for a medical electrode, as shown and described.

DESCRIPTION

- FIG. 1 is a Perspective view.
- FIG. 2 is a Top view.
- FIG. 3 is a Side view.
- FIG. 4 is a Bottom view; and,
- FIG. 5 is an End view.

1 Claim, 2 Drawing Sheets

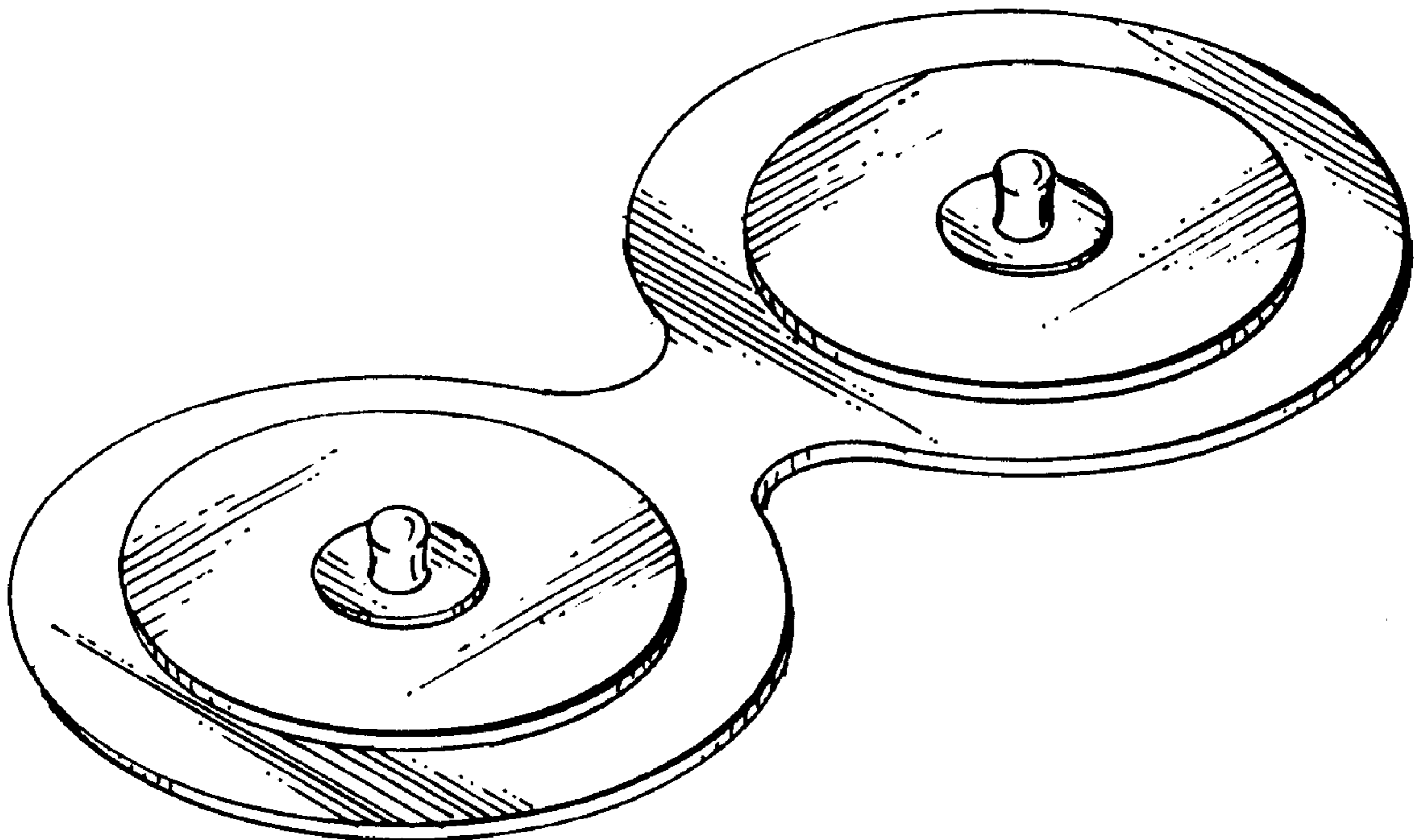


Fig. 1

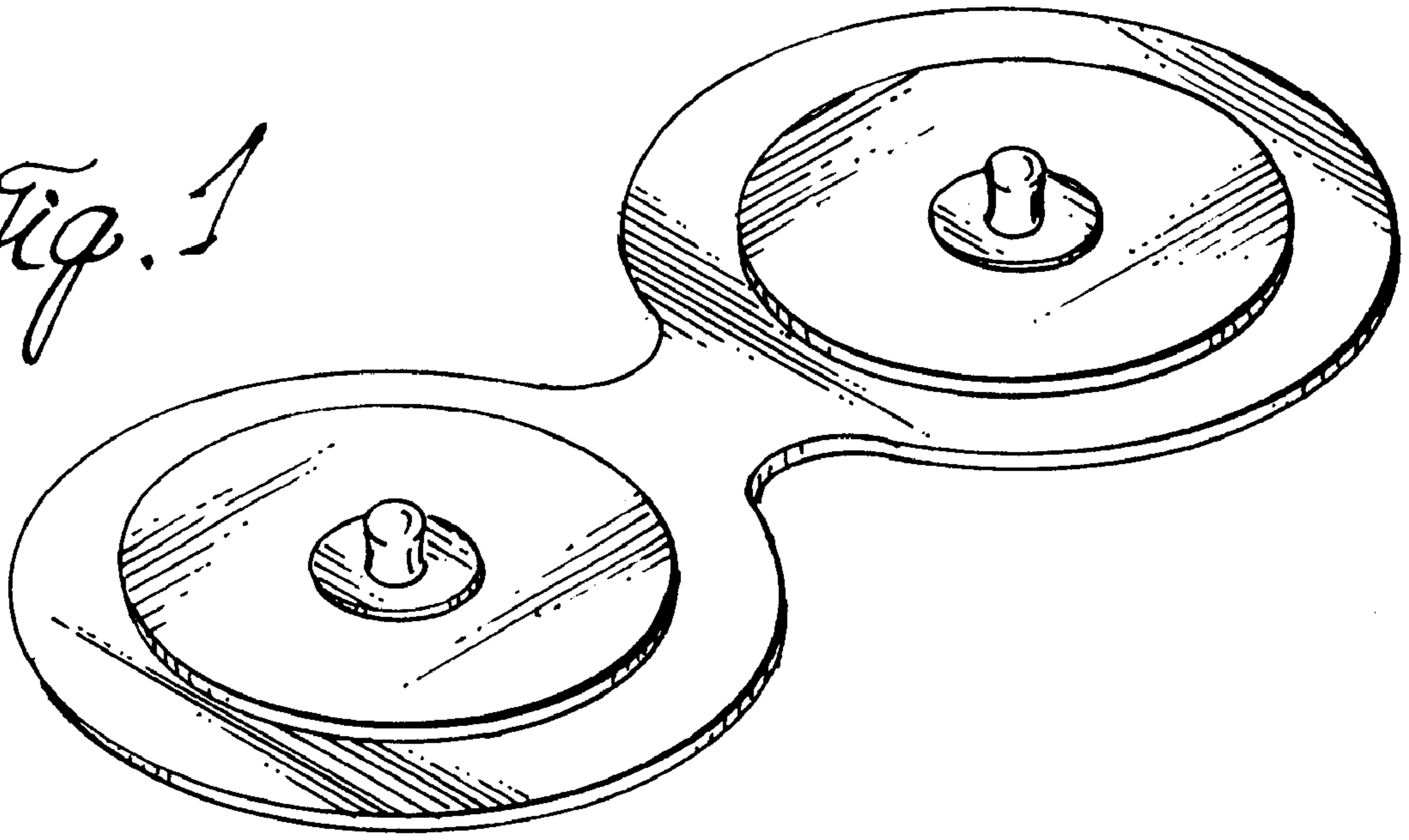


Fig. 5



Fig. 2

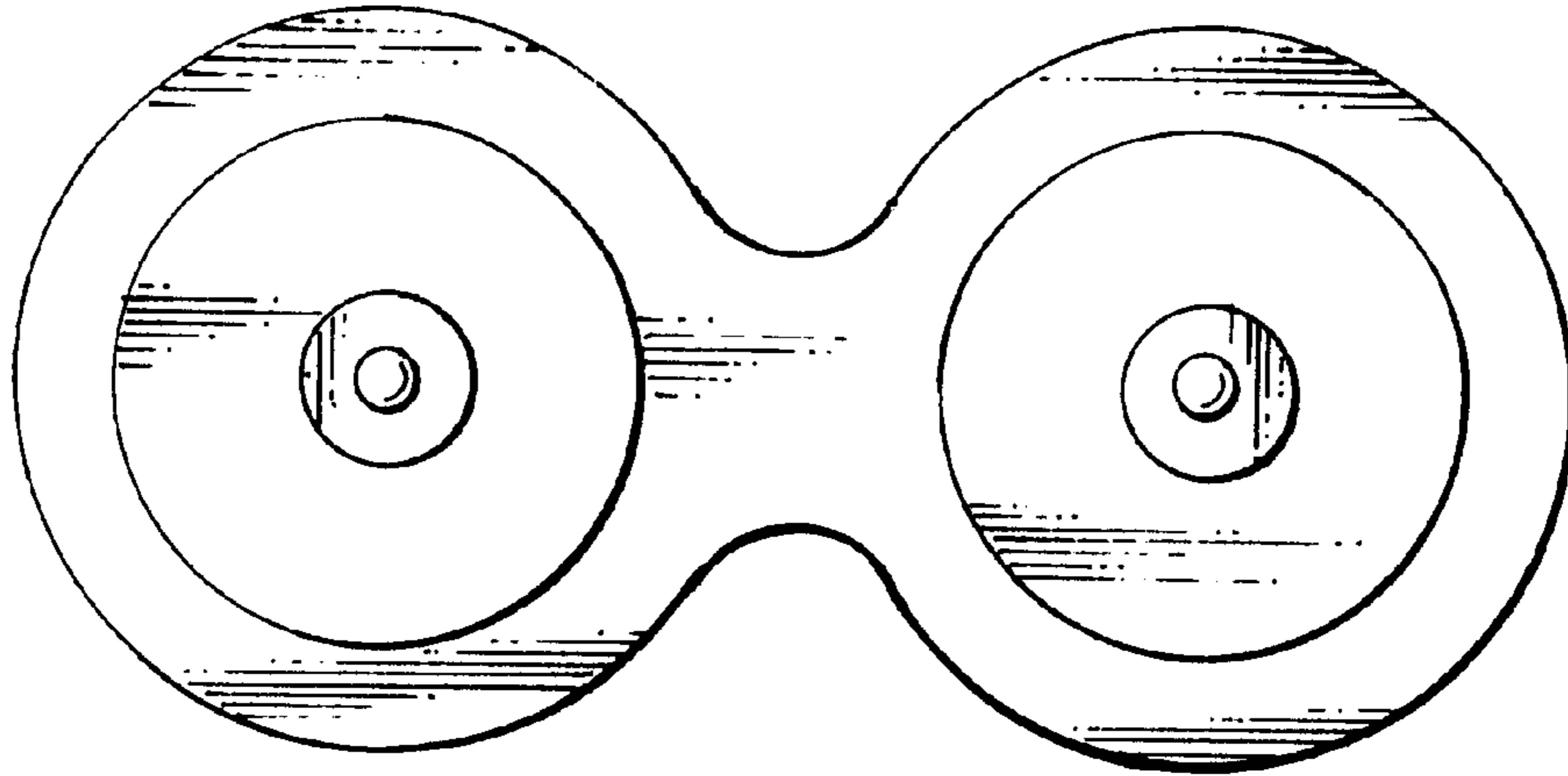


Fig. 3




Fig. 4

