



US00D456889S

(12) **United States Design Patent**
Rossman

(10) **Patent No.:** **US D456,889 S**

(45) **Date of Patent:** **** May 7, 2002**

(54) **VEHICLE EXHAUST REMOVAL PRODUCT**

(75) Inventor: **David W. Rossman**, Greenwood, IN
(US)

(73) Assignee: **Clean Air Concepts**, Cincinnati, OH
(US)

(**) Term: **14 Years**

(21) Appl. No.: **29/129,759**

(22) Filed: **Sep. 19, 2000**

(51) **LOC (7) Cl.** **23-04**

(52) **U.S. Cl.** **D23/370**

(58) **Field of Search** D12/400, 194,
D12/106; D23/370, 324, 355, 365, 364,
386; 454/63-64, 166, 903; 285/238, 235,
9.1, 62; 104/52; 138/89; 60/315

(56) **References Cited**

U.S. PATENT DOCUMENTS

- 5,211,602 A * 5/1993 Holmgren 454/63
- 5,427,569 A * 6/1995 Plymoth 454/65
- 5,518,447 A * 5/1996 Nordin 454/63
- 5,609,298 A * 3/1997 Hyslop 454/63 X

- 5,679,072 A * 10/1997 Brodin et al. 454/63
- 5,911,623 A * 6/1999 Trana et al. 454/63
- 6,012,978 A * 1/2000 Svensson et al. 454/63
- 6,139,422 A * 10/2000 Blaschke 454/63
- 6,306,031 B1 * 10/2001 Hansen et al. 454/64

* cited by examiner

Primary Examiner—Stacia Cadmus

(74) *Attorney, Agent, or Firm*—Wood, Herron & Evans,
L.L.P.

(57) **CLAIM**

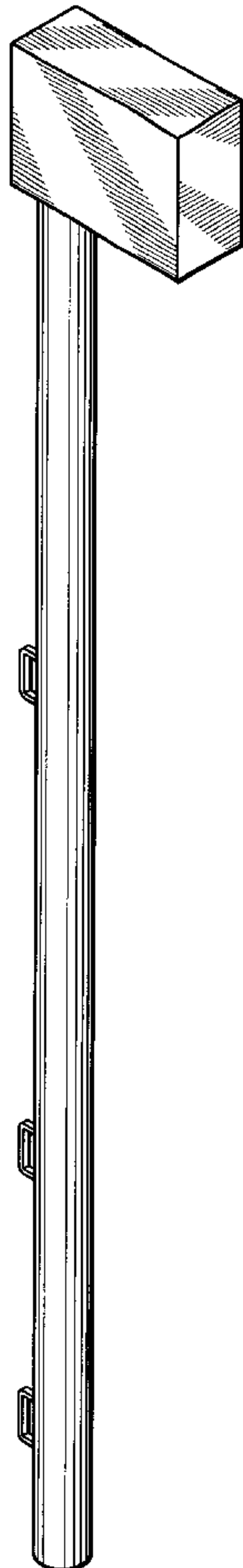
The ornamental design for vehicle exhaust removal product,
as shown and described.

DESCRIPTION

FIG. 1 is a perspective view of a vehicle exhaust removal product showing my design;
 FIG. 2 is a front view thereof;
 FIG. 3 is a right side view thereof;
 FIG. 4 is a left side view thereof;
 FIG. 5 is a top view thereof; and,
 FIG. 6 is a bottom view thereof.

The rear view is a mirror image of the front view.

1 Claim, 2 Drawing Sheets



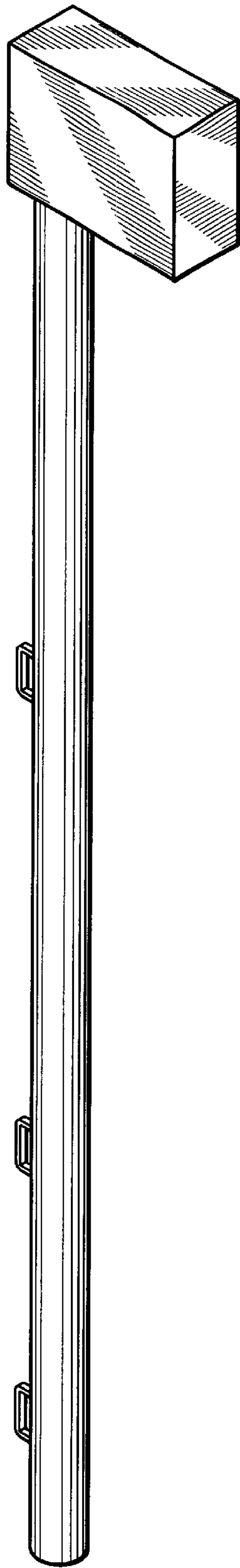


FIG. 1

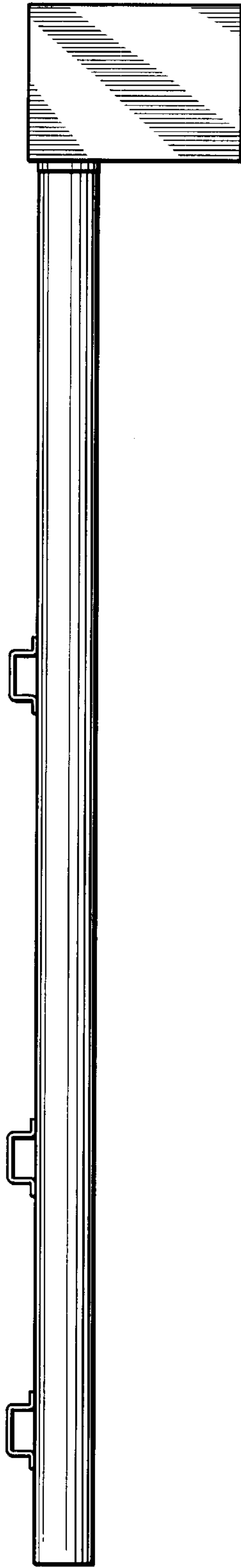


FIG. 2

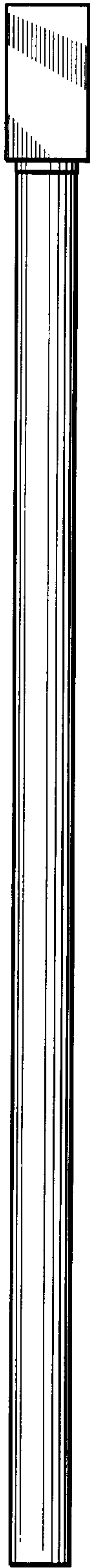


FIG. 3

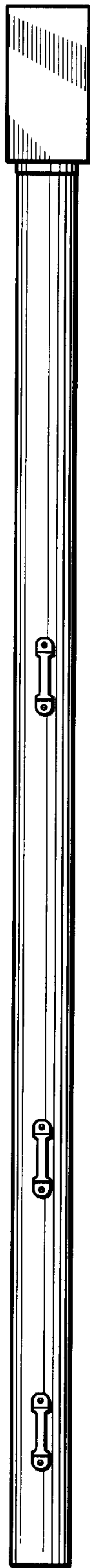


FIG. 4




FIG. 5

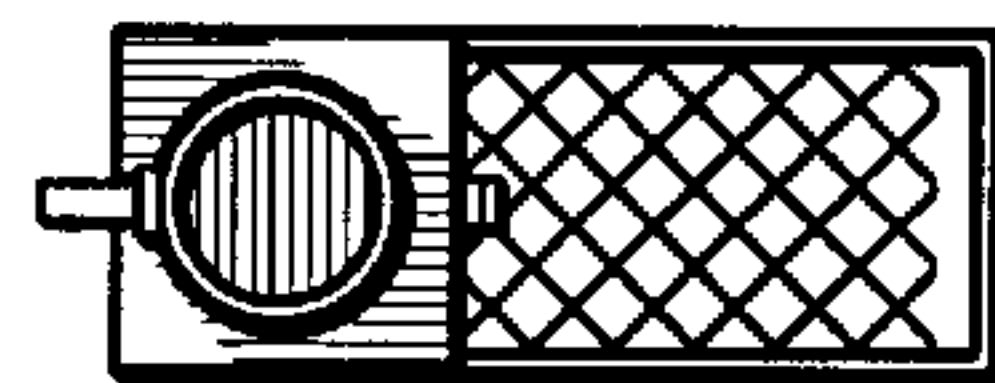


FIG. 6