



US00D456869S

(12) **United States Design Patent**
Carroll, Jr.

(10) **Patent No.:** **US D456,869 S**

(45) **Date of Patent:** **** May 7, 2002**

(54) **GOLF BALL MARK REPAIR TOOL**

(75) Inventor: **James Carroll, Jr.**, Richboro, PA (US)

(73) Assignee: **Green Keepers, Inc.**, Warminster, PA (US)

(**) Term: **14 Years**

(21) Appl. No.: **29/137,899**

(22) Filed: **Mar. 2, 2001**

(51) **LOC (7) Cl.** **21-02**

(52) **U.S. Cl.** **D21/793**

(58) **Field of Search** D21/793, 794;
473/408, 286

(56) **References Cited**

U.S. PATENT DOCUMENTS

4,884,805 A	12/1989	Patterson	
D311,567 S	* 10/1990	Tyrer D21/793
4,984,790 A	1/1991	Dowdy	
5,160,134 A	11/1992	McDonald	
5,405,133 A	4/1995	Upton	
5,409,212 A	4/1995	Arnett	
5,423,543 A	6/1995	Tarrant	

5,517,696 A	5/1996	Krugler	
5,706,831 A	1/1998	Whitbeck	
5,765,657 A	6/1998	Hood	
D406,297 S	* 3/1999	Fazekas D21/793

* cited by examiner

Primary Examiner—Mitchell Siegel
(74) *Attorney, Agent, or Firm*—Jim Zegeer

(57) **CLAIM**

The ornamental design for a golf ball mark repair tool, as shown and described in the accompanying drawings.

DESCRIPTION

FIG. 1 is a perspective view of the golf ball mark repair tool according to the preferred embodiment thereof; FIG. 2 is a top plan view thereof, the bottom plan view is a mirror image; FIG. 3 is an end view thereof, FIG. 4, is a side elevational view; and, FIG. 5 is a perspective view of a second embodiment of the golf ball mark repair tool as disclosed in FIG. 1. The undisclosed sides are identical to those disclosed in the first embodiment.

1 Claim, 2 Drawing Sheets

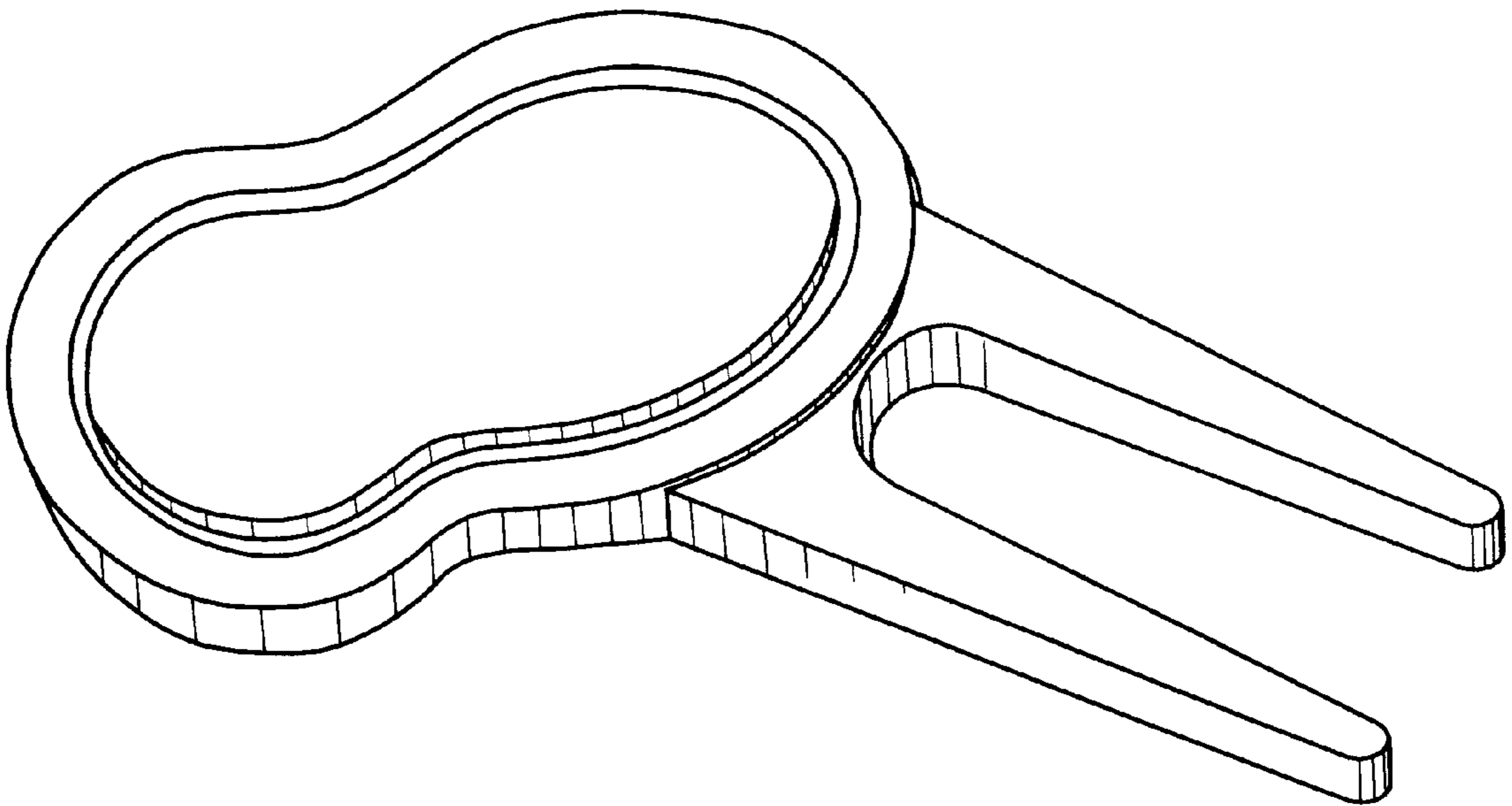


FIG. 1

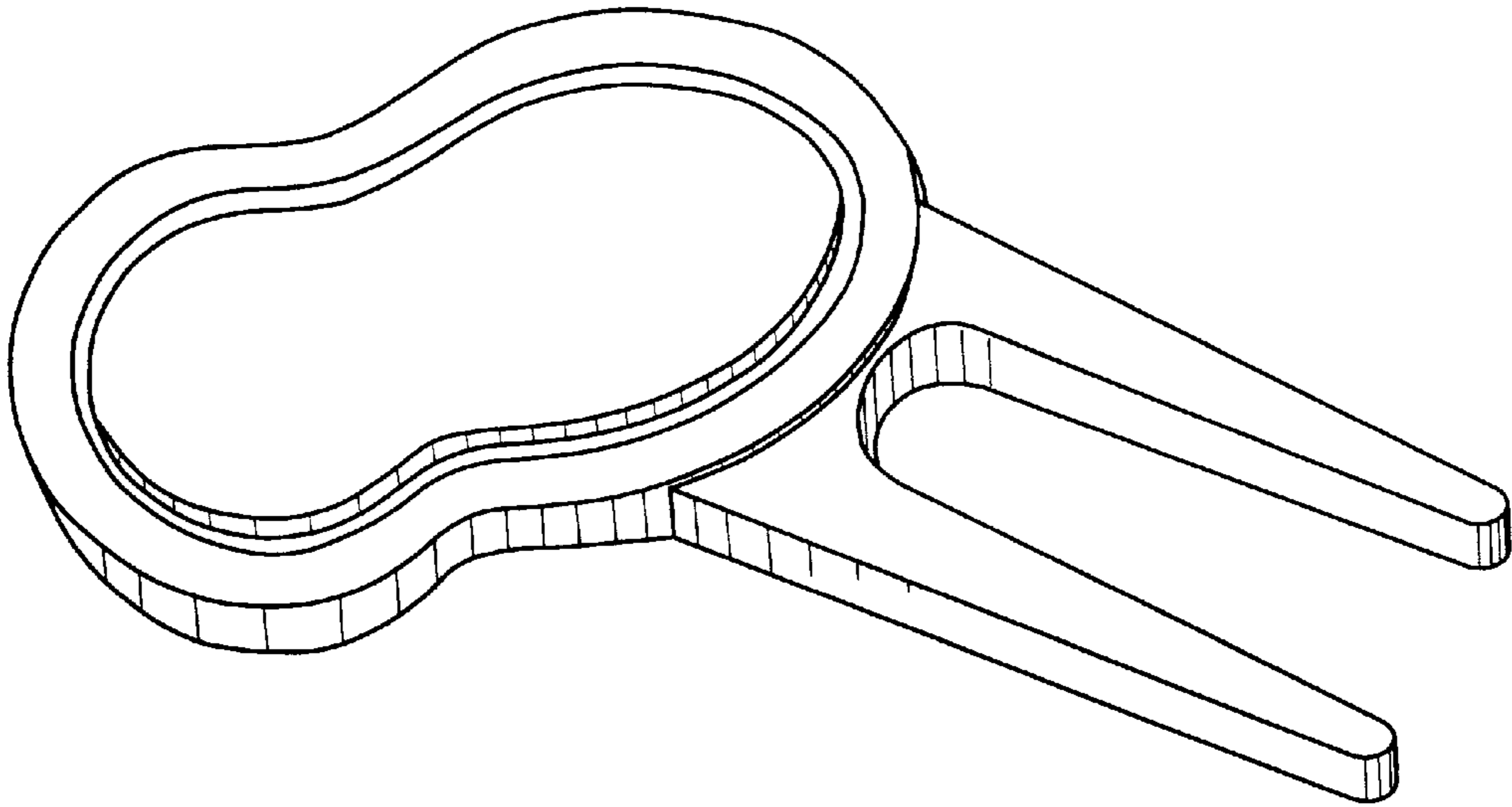


FIG. 2

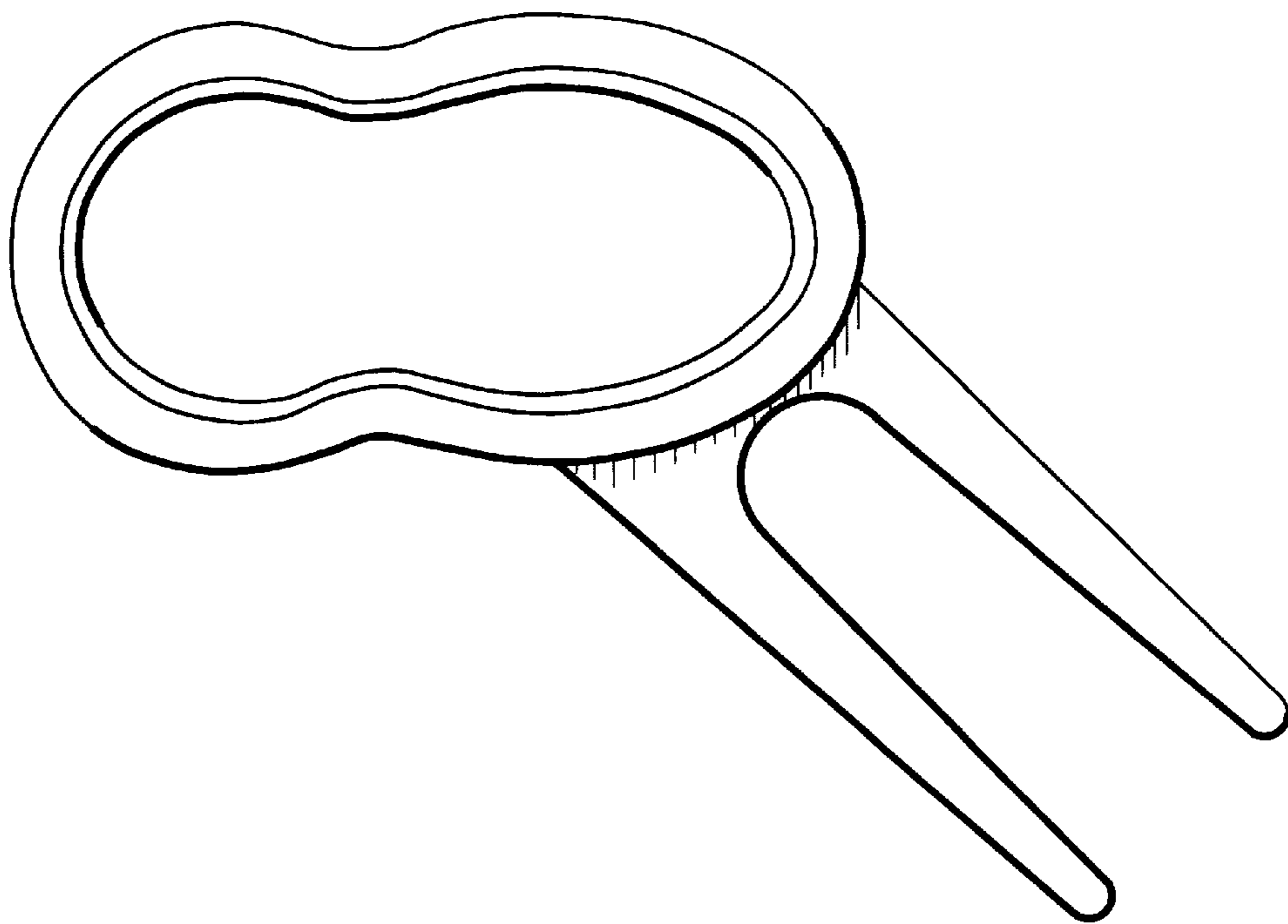


FIG. 3

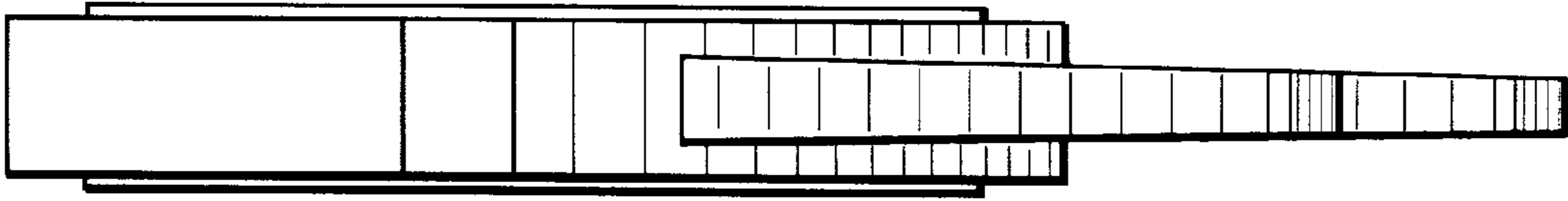


FIG. 4

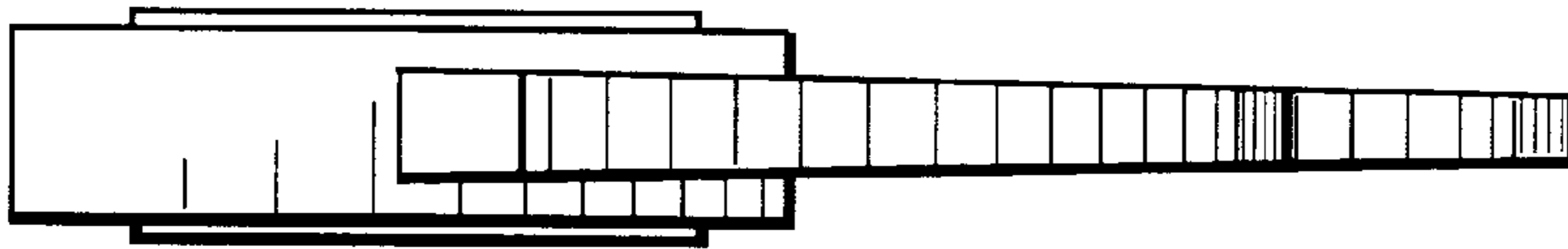


FIG. 5

