



US00D456845S

(12) **United States Design Patent**
Rommel

(10) **Patent No.:** **US D456,845 S**

(45) **Date of Patent:** **** May 7, 2002**

(54) **WRITING INSTRUMENT**

D441,018 S * 4/2001 Droege D19/51

(76) Inventor: **Volkmar Rommel**, Am Strassdorfer
Berg 1, D-73529 Schwäbisch Gmünd
(DE)

* cited by examiner

Primary Examiner—Martie K. Holtje
(74) *Attorney, Agent, or Firm*—Jones, Tullar & Cooper,
P.C.

(**) Term: **14 Years**

(57) **CLAIM**

(21) Appl. No.: **29/137,815**

I claim the ornamental design for a writing instrument, as shown.

(22) Filed: **Mar. 1, 2001**

(30) **Foreign Application Priority Data**

DESCRIPTION

Sep. 1, 2000 (DE) 400 08 292

(51) **LOC (7) Cl.** **19-06**

(52) **U.S. Cl.** **D19/49; D19/51; D19/55;**
D19/56

(58) **Field of Search** D19/35, 36, 41–51,
D19/53–58, 81–85; 401/6, 7, 88, 99, 100,
103–106, 110–117, 209

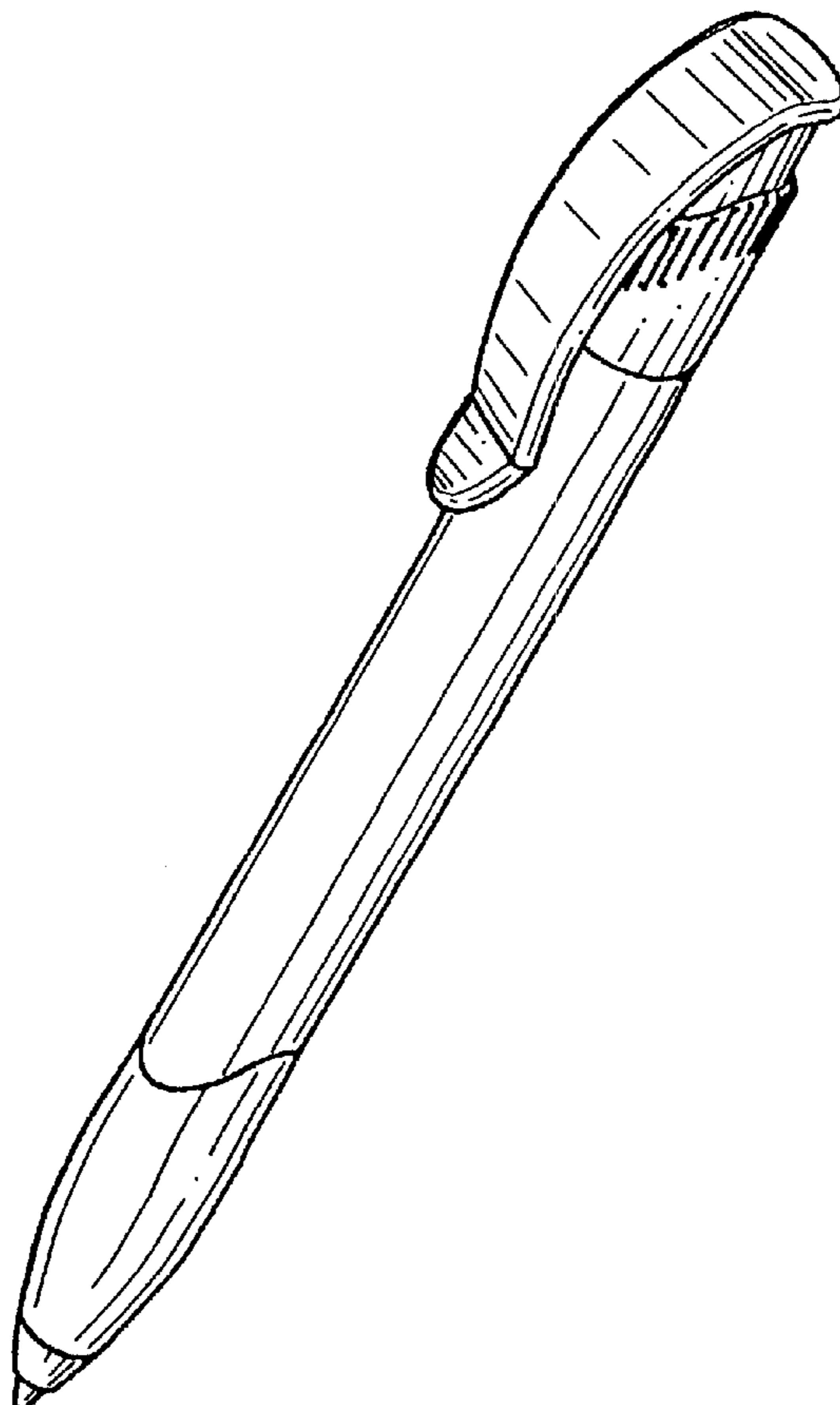
FIG. 1 is a left side elevation of a writing instrument in accordance with the present invention;
FIG. 2 is a front elevation of the writing instrument of FIG. 1;
FIG. 3 is a rear elevation of the writing instrument of FIG. 1;
FIG. 4 is a bottom plan view of the writing instrument of FIG. 1;
FIG. 5 is a top plan view of the writing instrument of FIG. 1;
FIG. 6 is a top perspective view of the writing instrument of FIG. 1; and,
FIG. 7 is a left side elevation of the design of FIG. 1 shown shaded for color.

(56) **References Cited**

U.S. PATENT DOCUMENTS

- D160,436 S * 10/1950 Sebert D19/49
- D395,447 S * 6/1998 Izushima D19/49
- D395,674 S * 6/1998 Boix Gacia D19/51
- D418,541 S * 1/2000 Mayer D19/50
- D430,209 S * 8/2000 Rommel D19/50

1 Claim, 3 Drawing Sheets



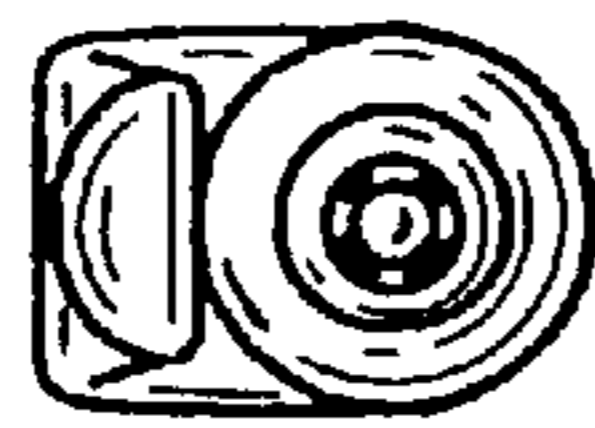


FIG. 4




FIG. 1



FIG. 2




FIG. 3



FIG. 5

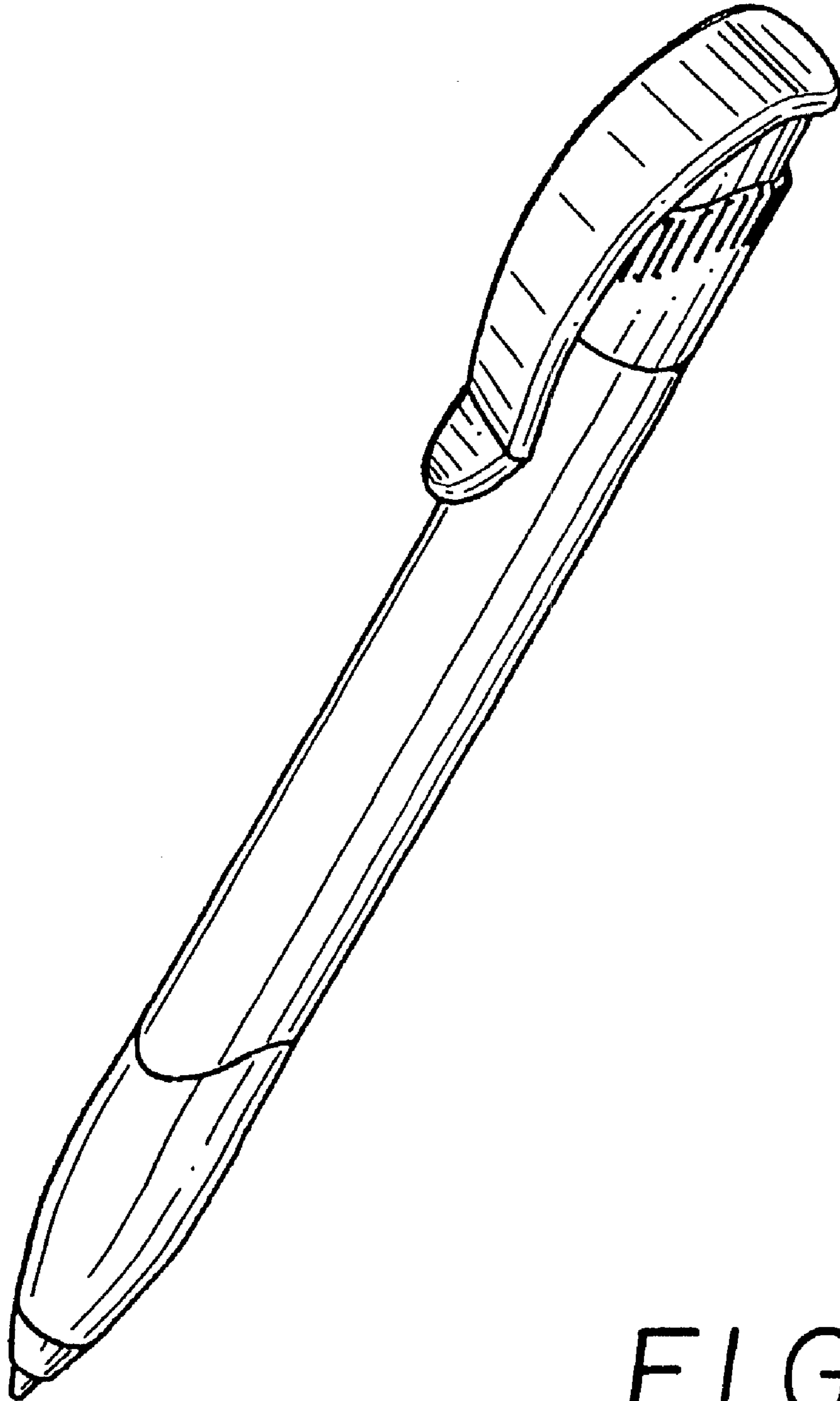


FIG. 6




FIG. 7