



US00D456844S

(12) **United States Design Patent**  
**Oka**

(10) **Patent No.:** **US D456,844 S**

(45) **Date of Patent:** **\*\* May 7, 2002**

(54) **CORRECTION PEN**

(75) Inventor: **Shigeo Oka**, Tokyo (JP)

(73) Assignee: **Pentel Kabushiki Kaisha** (JP)

(\*\*) Term: **14 Years**

(21) Appl. No.: **29/118,952**

(22) Filed: **Feb. 18, 2000**

(30) **Foreign Application Priority Data**

Aug. 31, 1999 (JP) ..... 11-23421

(51) **LOC (7) Cl.** ..... **19-06**

(52) **U.S. Cl.** ..... **D19/49; D19/53; D9/338**

(58) **Field of Search** ..... D19/35, 36, 41-51,  
D19/53-58, 66, 81-85; D9/337, 338, 556,  
569, 571, 574; 222/206, 212, 215, 519,  
544, 546, 548, 189.06; 401/134, 176, 186,  
196, 198, 206, 260-262

(56) **References Cited**

**U.S. PATENT DOCUMENTS**

D92,486 S \* 6/1934 Nester ..... D9/569  
D227,224 S \* 6/1973 Schweizer ..... D9/571

D261,400 S \* 10/1981 Beall et al. .... D19/66  
5,056,689 A \* 10/1991 Heyl et al. .... 222/189.06  
D330,218 S \* 10/1992 Kimura ..... D19/66  
D338,159 S \* 8/1993 Densky et al. .... D9/574  
D402,206 S \* 12/1998 Mastey ..... D9/556  
D444,175 S \* 6/2001 Omura ..... D19/49

\* cited by examiner

*Primary Examiner*—Martie K. Holtje

(74) *Attorney, Agent, or Firm*—Adams & Wilks

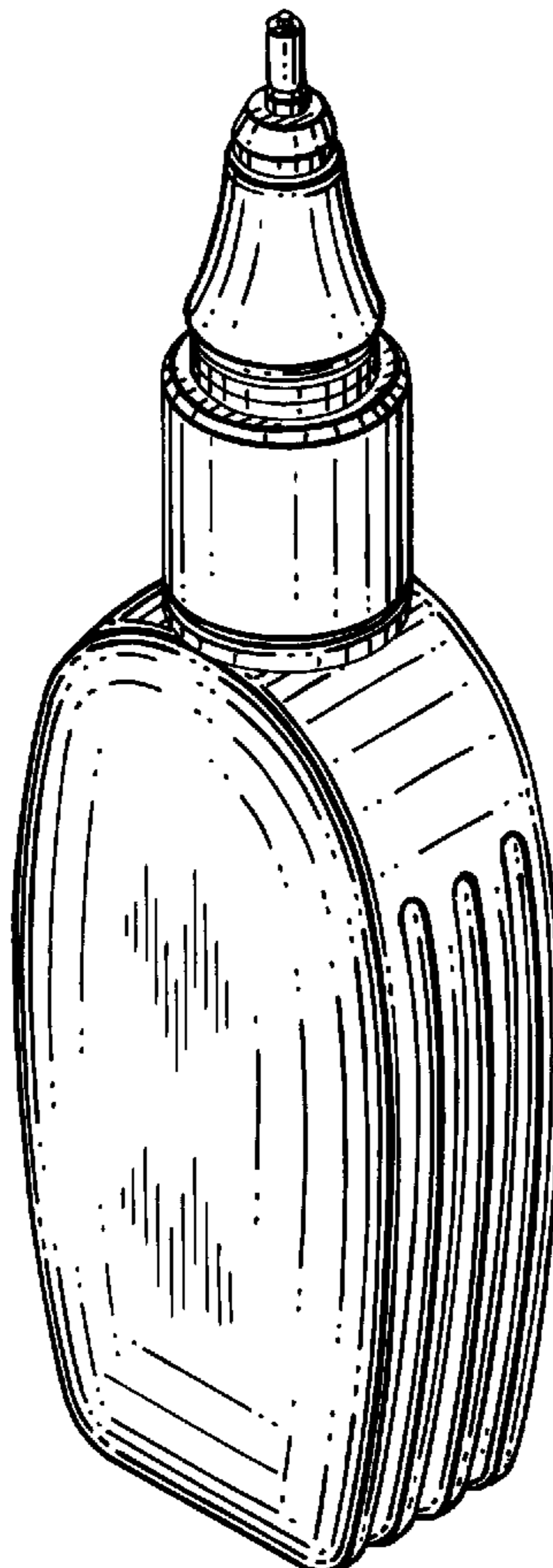
(57) **CLAIM**

The ornamental design for a correction pen, as shown and described.

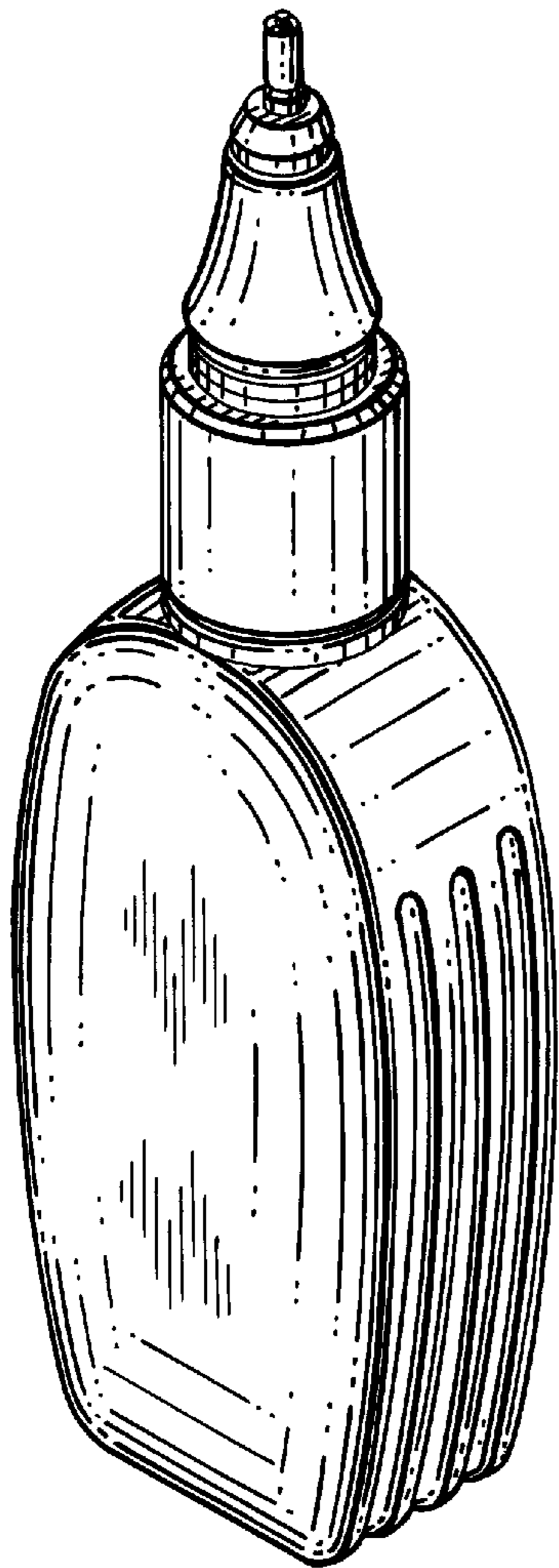
**DESCRIPTION**

FIG. 1 is a perspective view of the correction pen;  
FIG. 2 is a front view of the correction pen;  
FIG. 3 is a left-side view of the correction pen;  
FIG. 4 is a top plan view of the correction pen;  
FIG. 5 is a bottom plan view of the correction pen;  
FIG. 6 is a rear view of the correction pen; and,  
FIG. 7 is a sectional view of the correction pen taken along  
7—7 in FIG. 2.

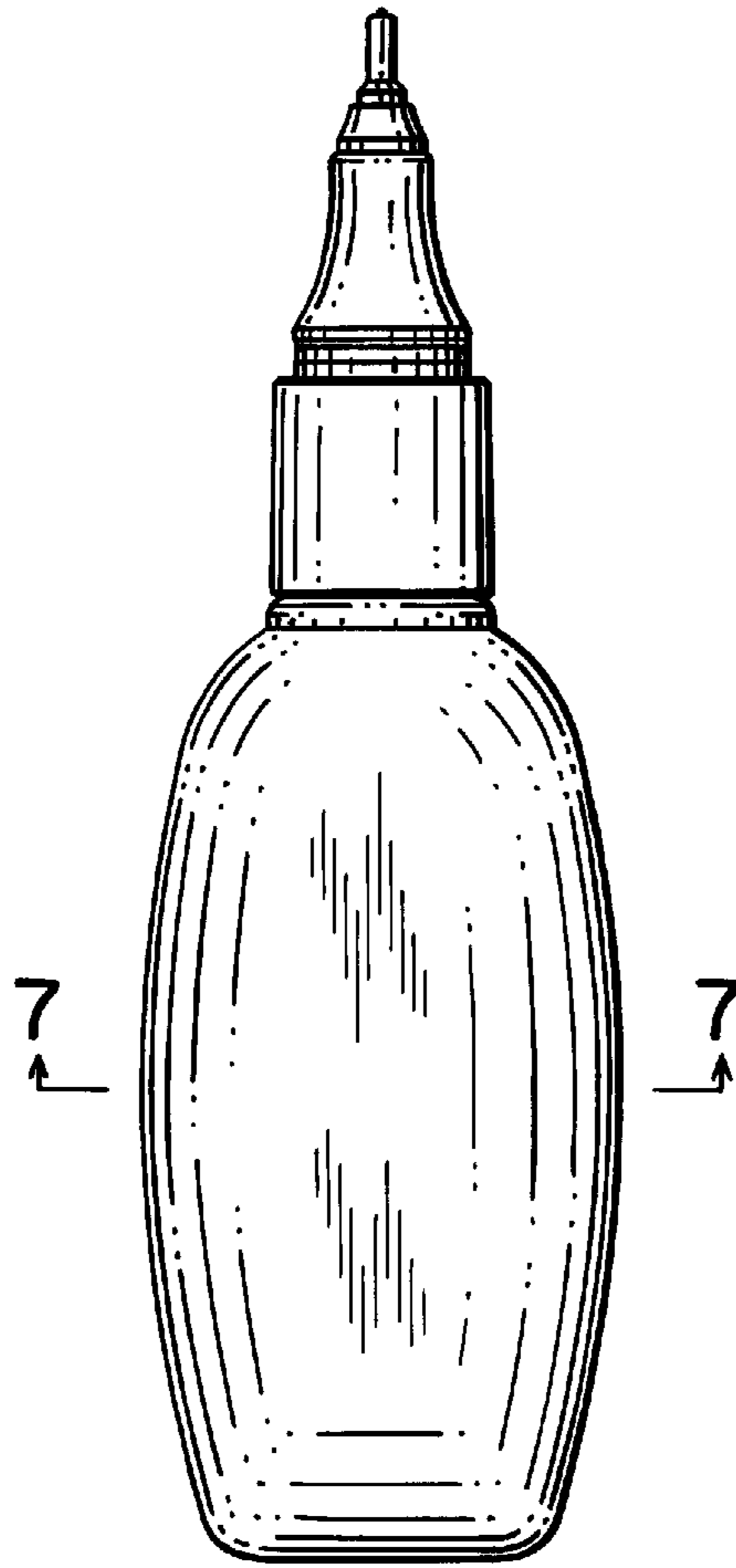
**1 Claim, 2 Drawing Sheets**



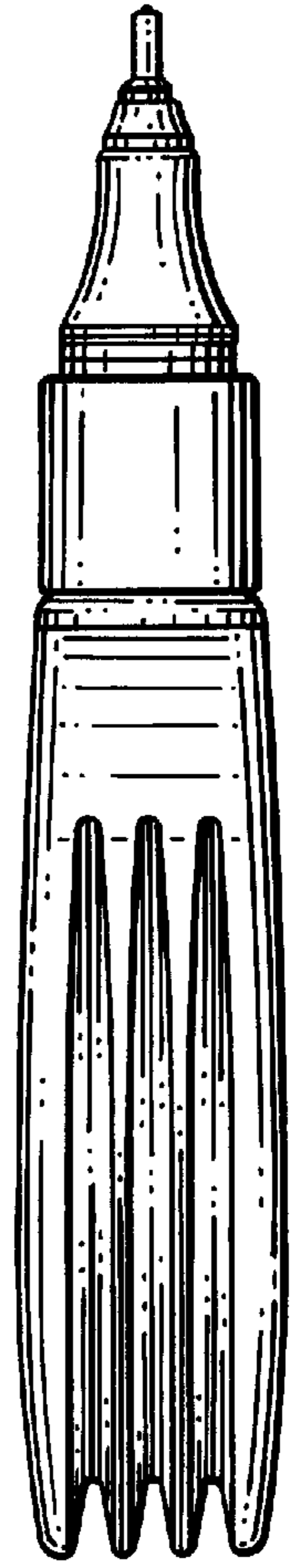
**FIG. 1**



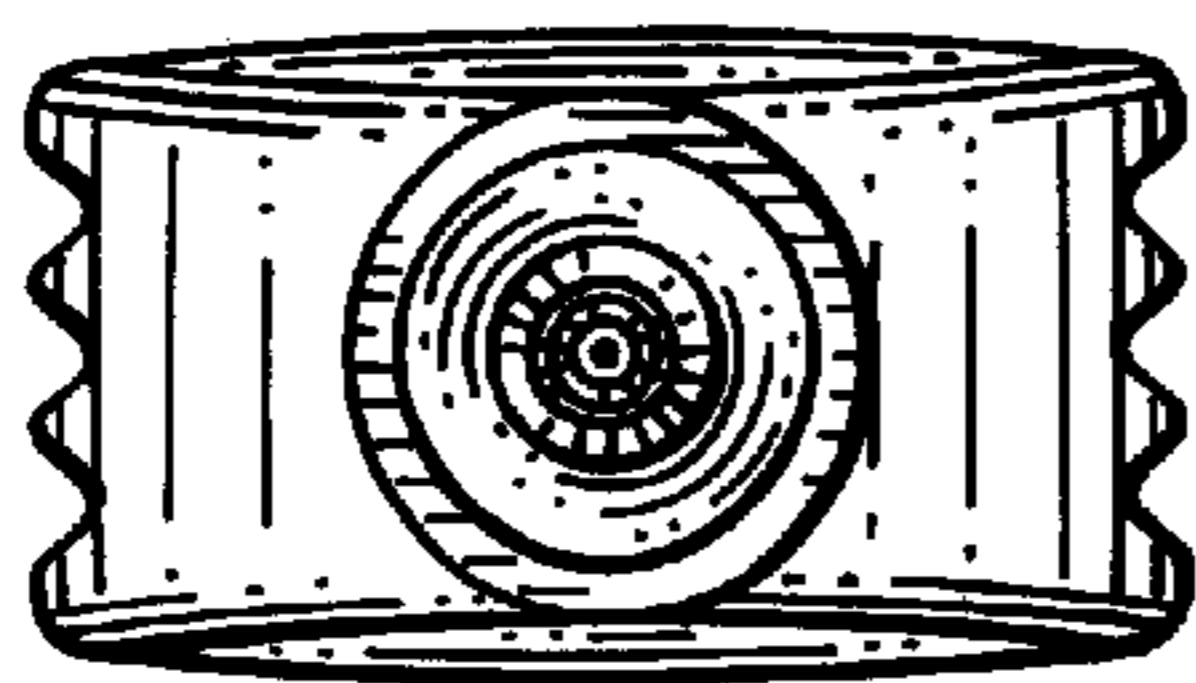
**FIG. 2**




**FIG. 3**



**FIG. 4**



**FIG. 5**



**FIG. 6**



**FIG. 7**

