



US00D456839S

(12) **United States Design Patent**  
**Whiteing**

(10) **Patent No.:** **US D456,839 S**

(45) **Date of Patent:** **\*\* May 7, 2002**

(54) **VOTER'S ELECTION BALLOT**

(76) **Inventor:** **Vernon Nathaniel Whiteing**, 413 S.  
Van Dorn St. Apt. T-1, Alexandria, VA  
(US) 22304

(\*\*) **Term:** **14 Years**

(21) **Appl. No.:** **29/147,903**

(22) **Filed:** **Sep. 8, 2001**

(51) **LOC (7) Cl.** ..... **19-08**

(52) **U.S. Cl.** ..... **D19/10**

(58) **Field of Search** ..... D19/1, 6, 8, 9,  
D19/10, 11, 12, 59, 62; 235/375, 386, 489,  
50 A, 50 B; 40/27.5; 434/306; 283/5, 63.1

(56) **References Cited**

**U.S. PATENT DOCUMENTS**

1,935,308 A \* 11/1933 Baltzley ..... 40/27.5  
2,410,845 A \* 11/1946 Snell et al. .... 40/27.5

3,294,424 A \* 12/1966 Mathews ..... 283/63.1  
D287,027 S \* 12/1986 Stiler ..... D19/10  
5,362,104 A \* 11/1994 Rapp et al. .... 285/5  
5,875,432 A \* 2/1999 Sehr ..... 235/50 A X  
6,138,906 A \* 10/2000 Demayo ..... 235/375  
D443,298 S \* 6/2001 Webb et al. .... D19/10  
6,264,109 B1 \* 7/2001 Chapet et al. .... 235/492

\* cited by examiner

*Primary Examiner*—Paula A. Mortimer

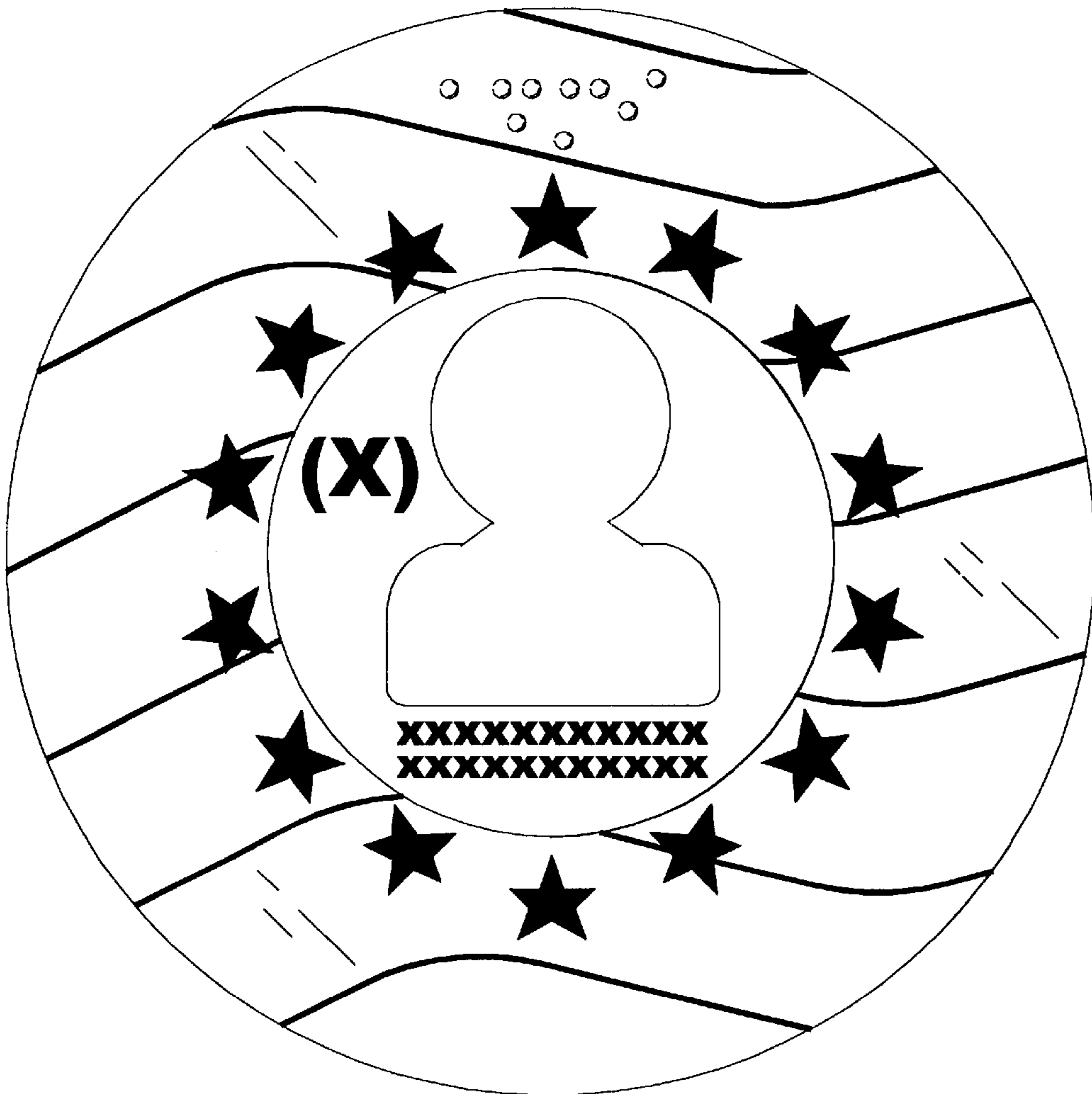
(57) **CLAIM**

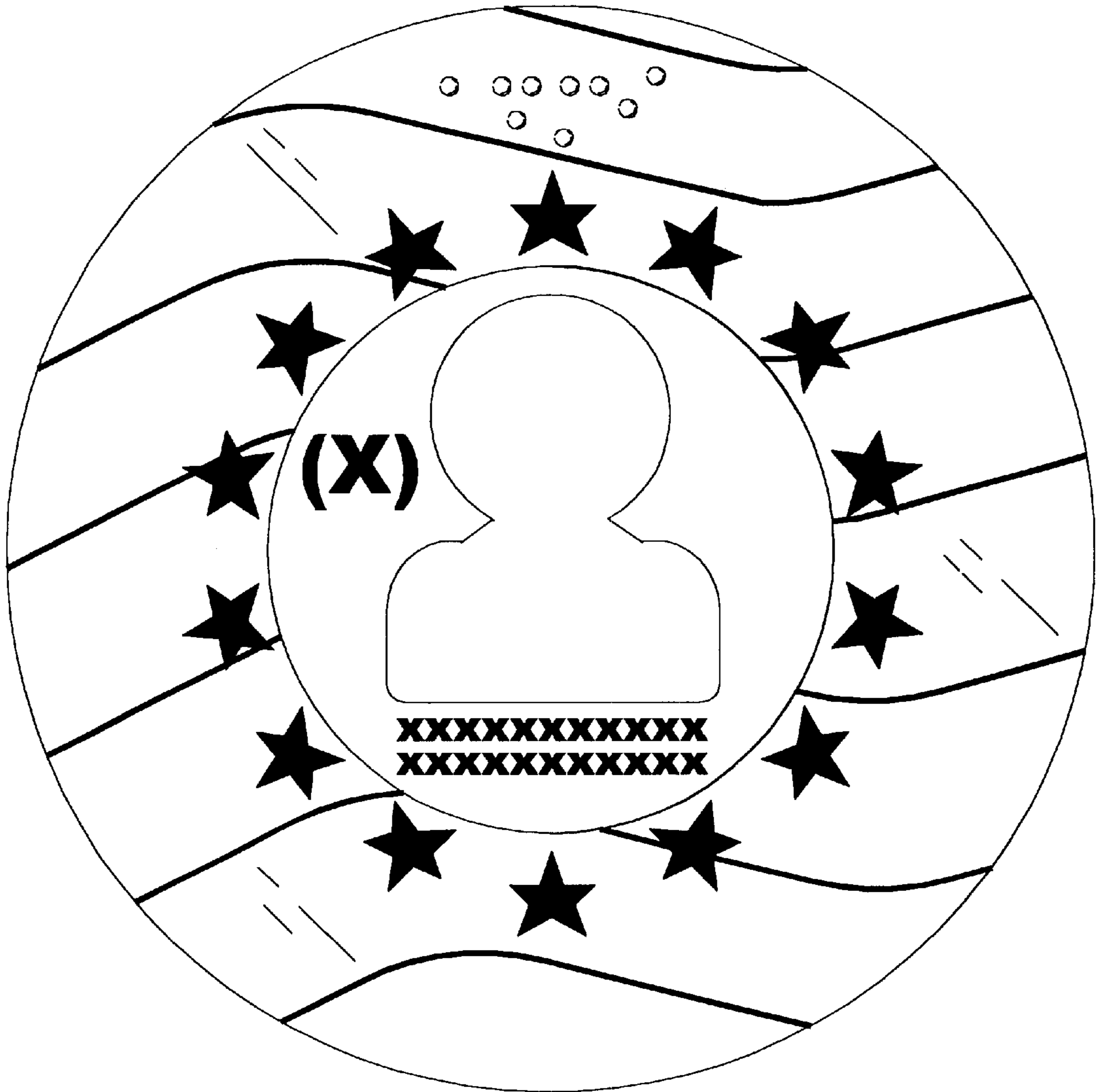
The ornamental design for a voter's election ballot, as shown.

**DESCRIPTION**

FIG. 1 is a top view of ballot view;  
FIG. 2 is a side view of ballot view; and,  
FIG. 3 is a bottom view of ballot.

**1 Claim, 3 Drawing Sheets**






**FIG. 1**



**FIG. 2**



**FIG. 3**