



US00D456835S

(12) **United States Design Patent**
Nanjo et al.

(10) **Patent No.:** **US D456,835 S**

(45) **Date of Patent:** **** *May 7, 2002**

(54) **INK TANK FOR PRINTER**

(75) Inventors: **Tatsuo Nanjo**; **Hiroshi Koshikawa**, both of Kawasaki; **Toshimi Chiba**, Chigasaki; **Hajime Yamamoto**, Yokohama; **Shozo Hattori**, Tokyo; **Hiroki Hayashi**, Kawasaki; **Eiichiro Shimizu**, Yokohama; **Kenji Kitabatake**, Kawasaki; **Masanori Takenouchi**, Yokohama, all of (JP); **Hiroyuki Tokuda**, Irvine, CA (US)

(73) Assignee: **Canon Kabushiki Kaisha**, Tokyo (JP)

(*) Notice: This patent is subject to a terminal disclaimer.

(**) Term: **14 Years**

(21) Appl. No.: **29/137,427**

(22) Filed: **Feb. 22, 2001**

(30) **Foreign Application Priority Data**

Aug. 23, 2000 (JP) 2000-023159

(51) **LOC (7) Cl.** **18-02**

(52) **U.S. Cl.** **D18/56; 347/86**

(58) **Field of Search** **D18/40, 43, 56; 347/86, 87**

(56) **References Cited**

U.S. PATENT DOCUMENTS

D331,775 S * 12/1992 Umino et al. D18/56

D356,110 S	*	3/1995	Tokuda et al.	D18/56
D358,163 S	*	5/1995	Nomura	D18/43
D361,343 S	*	8/1995	Kaplinsky et al.	D18/56
D363,507 S	*	10/1995	Kashino et al.	D18/56
D363,508 S	*	10/1995	Kashino et al.	D18/56
D375,756 S	*	11/1996	Murray et al.	D18/56
D378,529 S		3/1997	Tashiro et al.	D18/56
D381,360 S	*	7/1997	Kawai et al.	D18/56
D383,488 S	*	9/1997	Sasaki	D18/56
6,142,602 A	*	11/2000	Tanaka	347/29
6,273,560 B1	*	8/2001	Keefe et al.	347/86

* cited by examiner

Primary Examiner—Cathy Anne MacCormac

(74) *Attorney, Agent, or Firm*—Fitzpatrick, Cella, Harper & Scinto

(57) **CLAIM**

The ornamental design for an ink tank for printer, as shown and described.

DESCRIPTION

FIG. 1 is a front view of an ink tank for printer showing our new design;

FIG. 2 is a rear view thereof;

FIG. 3 is a top plan view thereof;

FIG. 4 is a bottom plan view thereof;

FIG. 5 is a left side view thereof;

FIG. 6 is a right side view thereof; and,

FIG. 7 is a perspective view as viewed from rear and top direction thereof.

1 Claim, 3 Drawing Sheets

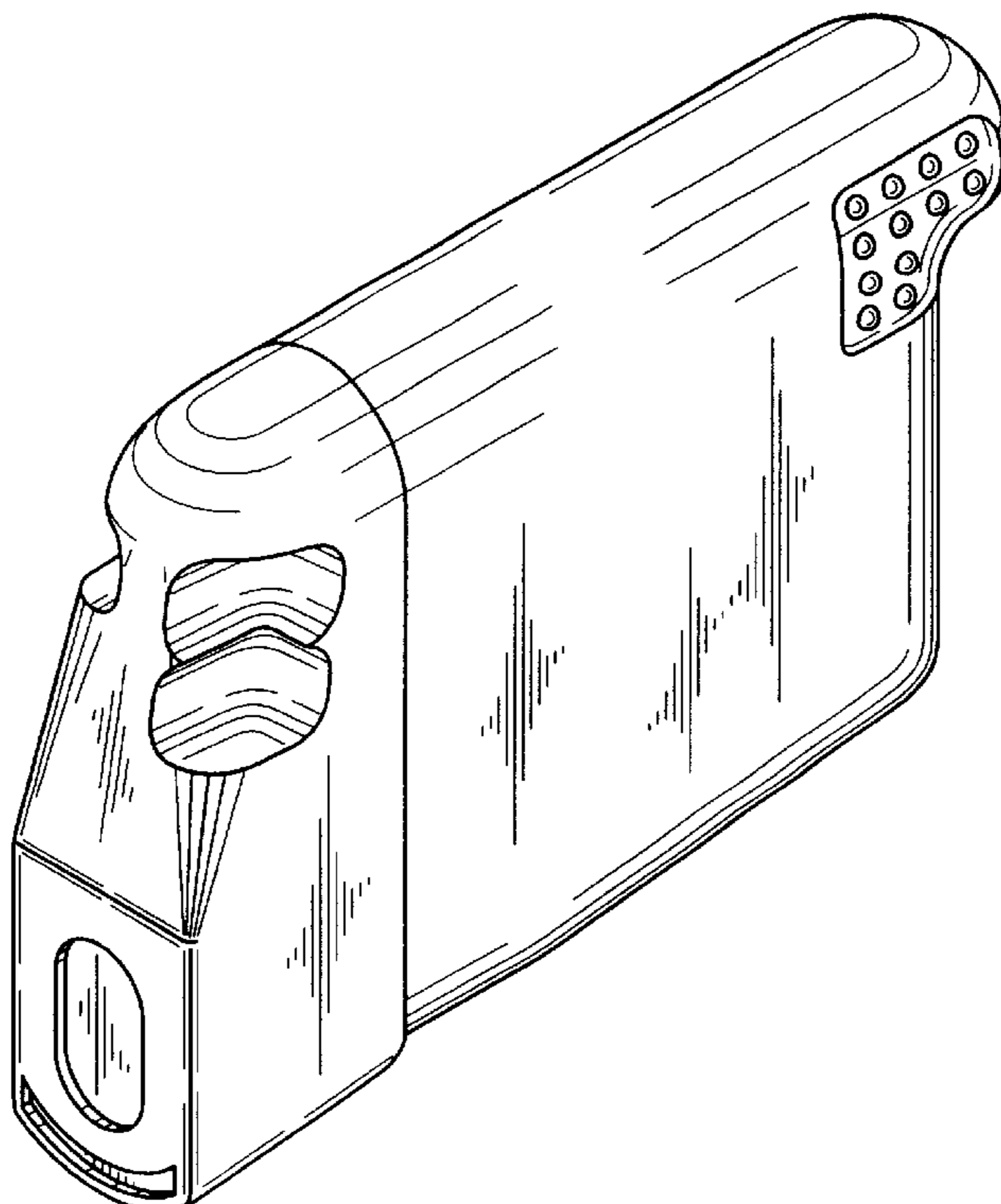


FIG. 1

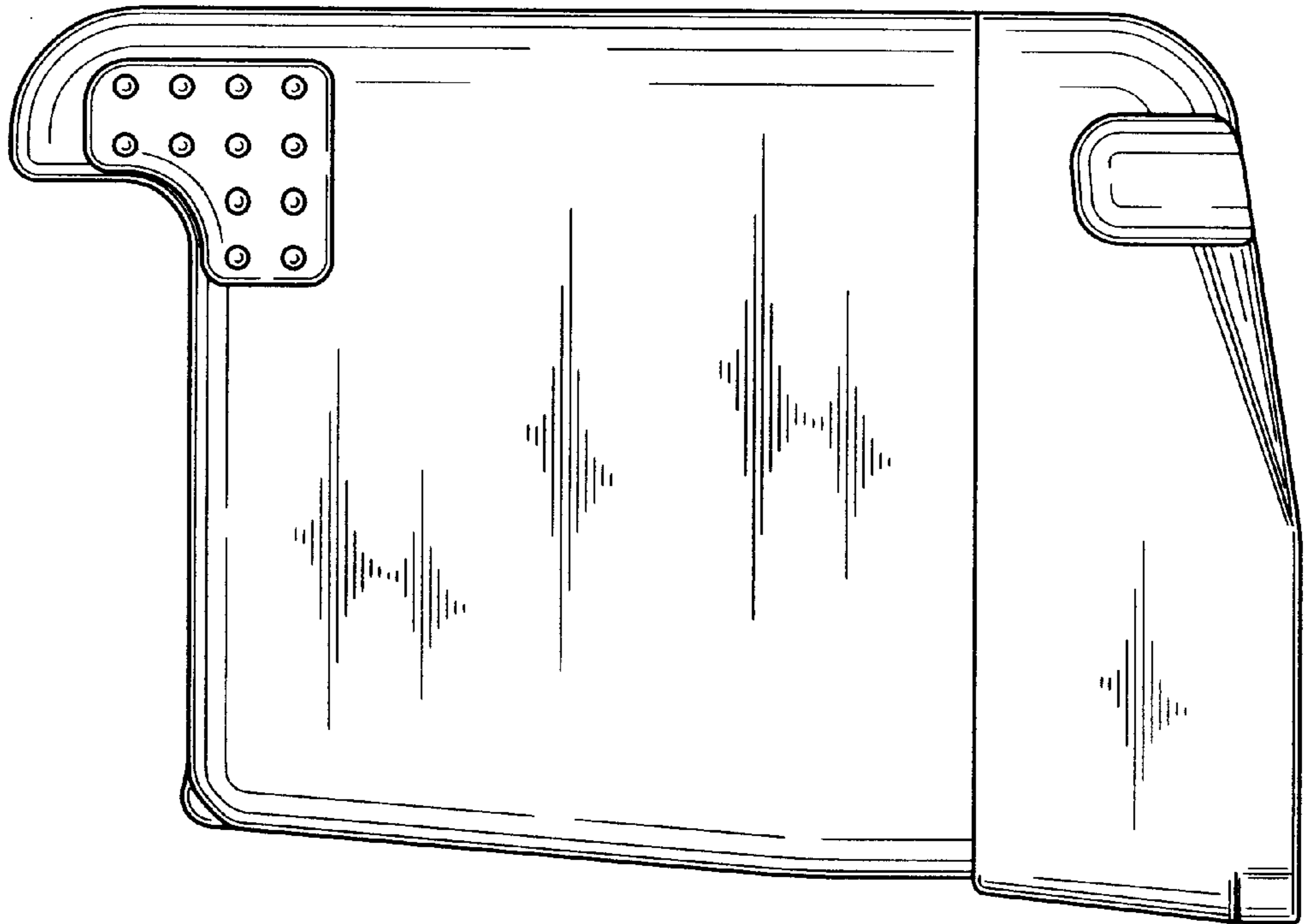


FIG. 2

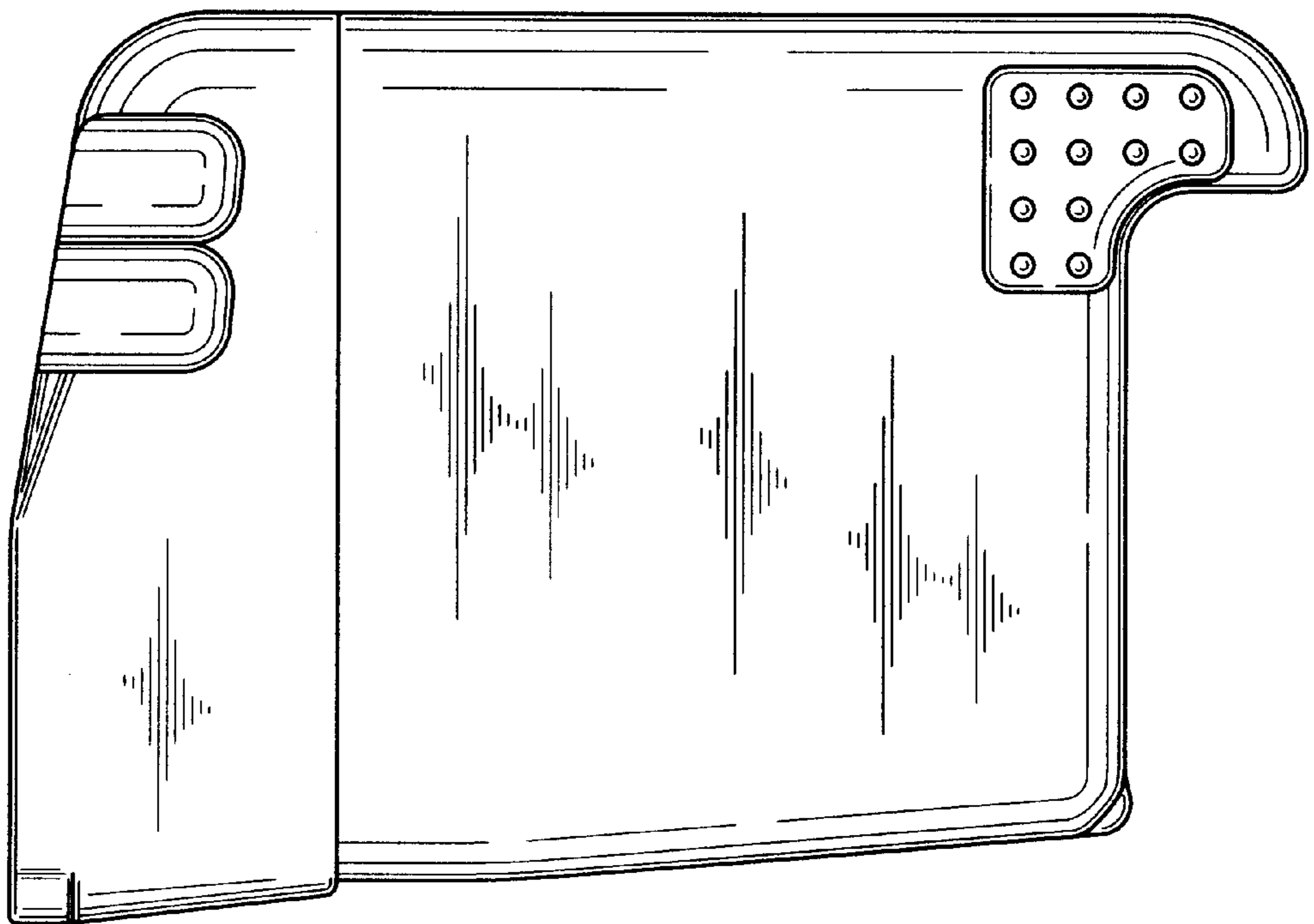


FIG. 3




FIG. 4

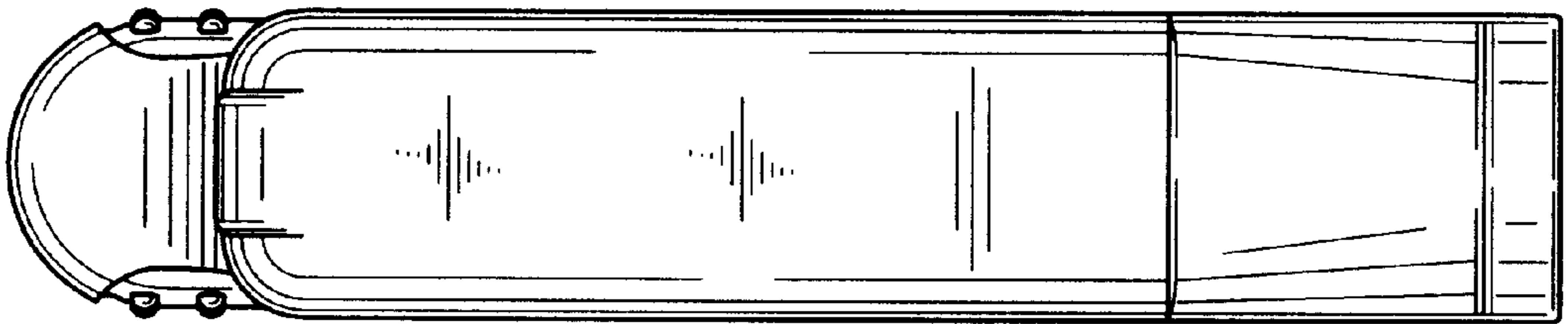


FIG. 5




FIG. 6




FIG. 7

