



US00D456814S

(12) **United States Design Patent** (10) **Patent No.:** **US D456,814 S**
Pentz (45) **Date of Patent:** **** May 7, 2002**

(54) **DATA CARD**

(75) Inventor: **Jamily Pentz**, Tega Cay, SC (US)

(73) Assignee: **Bank of America Corporation**,
Charlotte, NC (US)

(*) Notice: This patent is subject to a terminal disclaimer.

(**) Term: **14 Years**

(21) Appl. No.: **29/141,700**

(22) Filed: **May 11, 2001**

(51) **LOC (7) Cl.** **14-02**

(52) **U.S. Cl.** **D14/436**

(58) **Field of Search** D14/432-436;
283/106, 107, 108, 75, 900, 904, 82; D19/9,
10

(56) **References Cited**

U.S. PATENT DOCUMENTS

- 3,230,650 A * 1/1966 Orkin
- 4,079,883 A * 3/1978 Calder
- 4,338,805 A * 7/1982 Nygren
- 4,443,027 A * 4/1984 McNeely et al.
- 4,682,794 A * 7/1987 Margolin 283/82
- 4,711,996 A * 12/1987 Drexler 235/468
- 4,914,281 A * 4/1990 Benton et al.
- 5,061,845 A * 10/1991 Pinnavaia
- 5,090,736 A * 2/1992 Minkus 283/77
- 5,096,228 A * 3/1992 Rinderknecht
- 5,250,341 A * 10/1993 Kobayashi et al.
- 5,255,941 A * 10/1993 Solomon 283/82
- 5,700,037 A * 12/1997 Keller
- 5,844,230 A * 12/1998 Lalonde
- D406,861 S * 3/1999 Leedy, Jr. D19/10
- D420,658 S * 2/2000 Eyler D14/436
- 6,196,594 B1 * 3/2001 Keller 283/82

FOREIGN PATENT DOCUMENTS

WO WO 93/11510 A1 * 6/1993

OTHER PUBLICATIONS

Identification cards—Physical characteristics, ISO/IEC, 7810: 1995(E).

Identification cards—Recording technique—Part 2: Magnetic stripe—Low coercivity, ISO/IEC, 7811-2: 2001(E).

Identification cards—Recording technique—Part 3: Location of embossed characters on ID-1 cards, ISO/IEC, 7811-3: 1995(E).

Identification cards—Recording technique—Part 4: Location of read-only magnetic tracks—Tracks 1 and 2, ISO/IEC, 7811-4: 1995(E).

Identification cards—Recording technique—Part 5: Location of read-write magnetic track—Track 3, ISO/IEC, 7811-5: 1995(E).

Identification cards—Recording technique—Part 6: Magnetic stripe—High coercivity, ISO/IEC, 7811-6: 2001(E).

Photocopy of a Metro farecard.

Photocopy of grocery discount card (2 pages).

* cited by examiner

Primary Examiner—Kay H. Chin

(74) *Attorney, Agent, or Firm*—Michael A. Springs; Covington & Burling

(57) **CLAIM**

The ornamental design for a data card, as shown and described.

DESCRIPTION

FIG. 1 is a perspective view of a data card showing my new design;

FIG. 2 is a top plan view thereof, the bottom being a mirror image;

FIG. 3 is a front elevational view thereof;

FIG. 4 is a left elevational view thereof, the right being a mirror image; and,

FIG. 5 is a rear elevational view thereof.

1 Claim, 1 Drawing Sheet

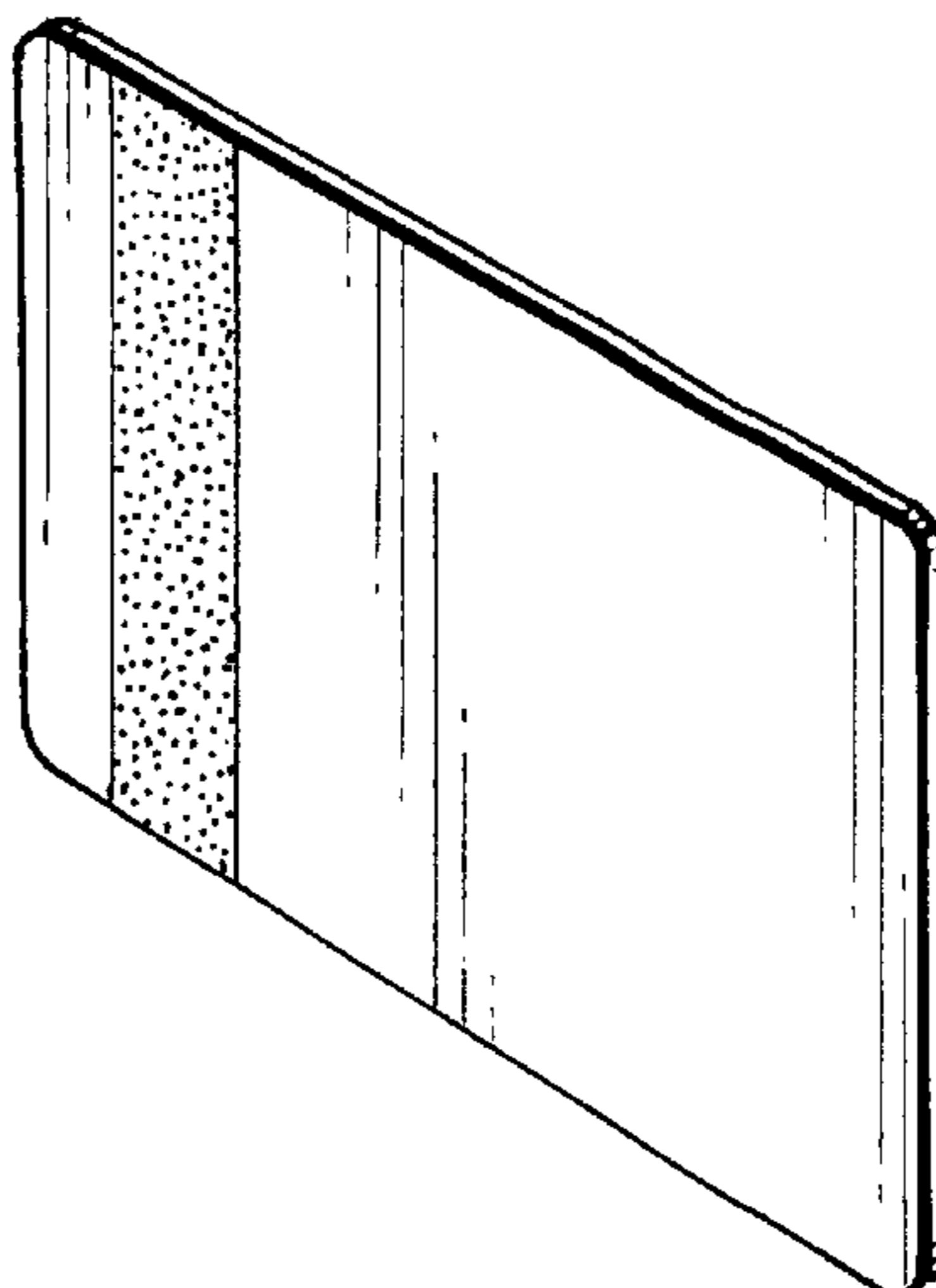


FIG. 1

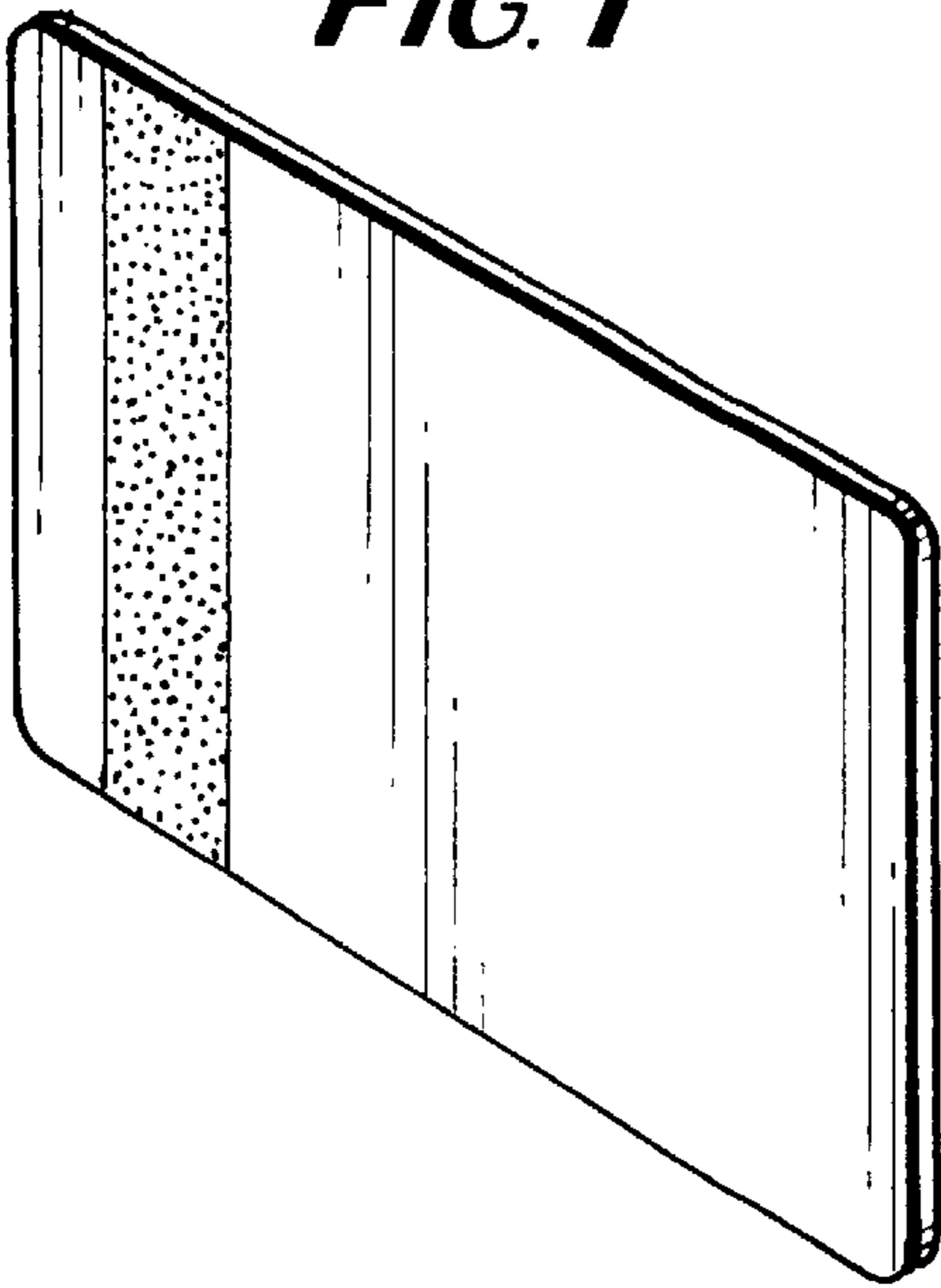


FIG. 2

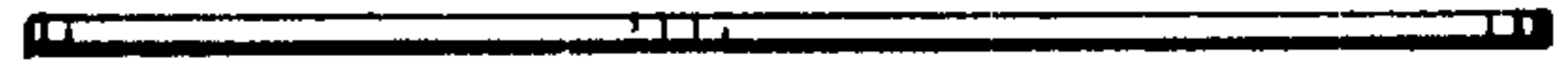


FIG. 3

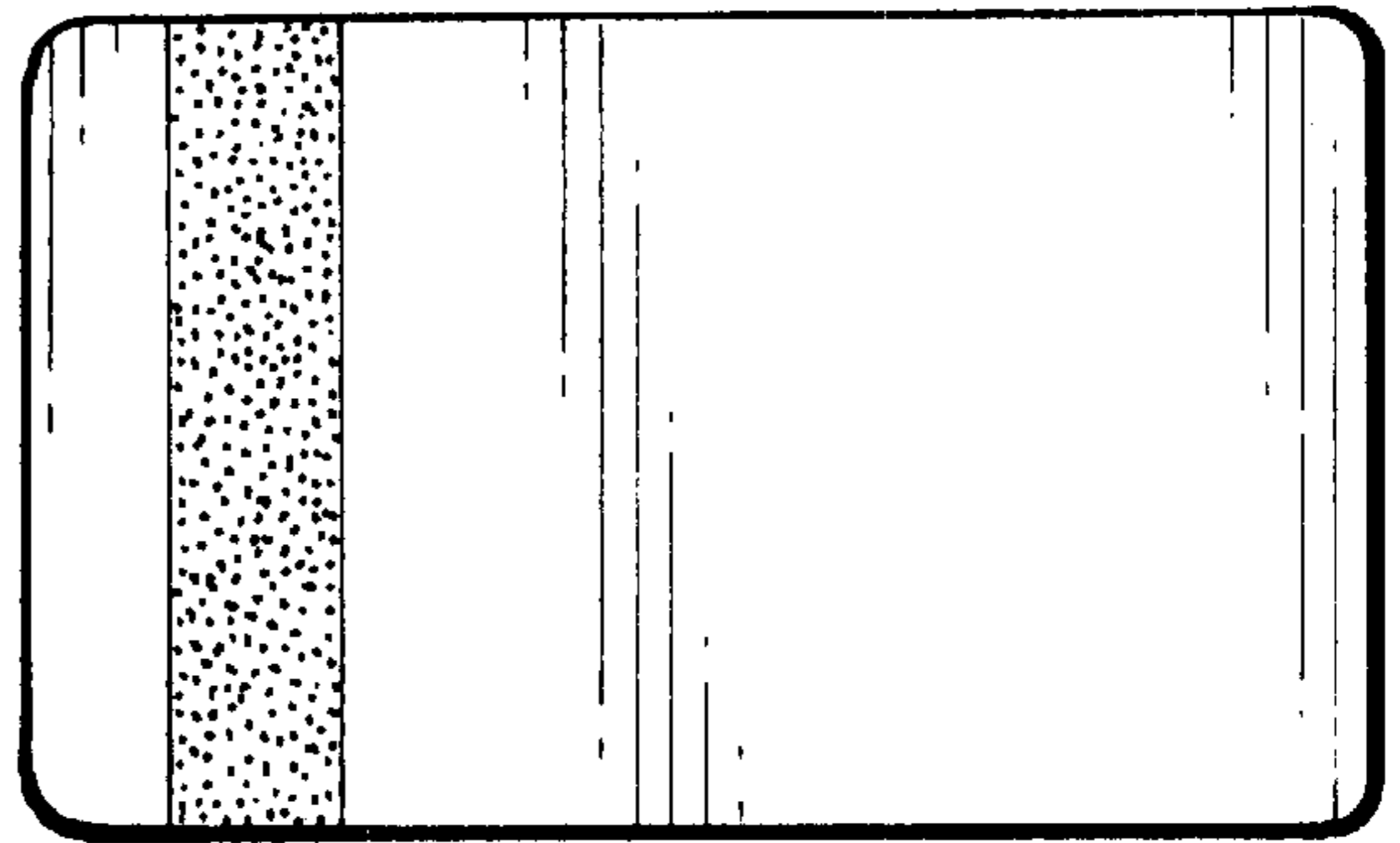


FIG. 4

FIG. 5

