



US00D456800S

(12) **United States Design Patent**
Rade

(10) **Patent No.:** **US D456,800 S**

(45) **Date of Patent:** **** May 7, 2002**

(54) **FACE PLATE FOR A CELLULAR TELEPHONE**

(75) **Inventor:** **Stephen Rade**, Huntingdon Valley, PA (US)

(73) **Assignee:** **Wireless Xcessories Group, Inc.**, Huntingdon Valley, PA (US)

(**) **Term:** **14 Years**

(21) **Appl. No.:** **29/142,120**

(22) **Filed:** **May 18, 2001**

(51) **LOC (7) Cl.** **14-03**

(52) **U.S. Cl.** **D14/248**

(58) **Field of Search** D14/137, 138, D14/218, 147-148, 247-248, 144, 250, 341-347; 379/433.434, 419, 420, 428, 440; 455/550-575, 90

(56) **References Cited**

U.S. PATENT DOCUMENTS

D395,316 S	*	6/1998	Mason	D14/250
D396,713 S	*	8/1998	Nuovo et al.	D14/138
D398,930 S	*	9/1998	Nuovo et al.	D14/250
D398,931 S	*	9/1998	Nuovo et al.	D14/250
D405,785 S	*	2/1999	Vuolteenaho	D14/138
5,867,772 A	*	2/1999	Jonsson et al.	455/90
D406,583 S	*	3/1999	Phillips et al.	D14/138

D406,585 S	*	3/1999	Vuolteenaho et al.	D14/138
D416,913 S	*	11/1999	Kolinen	D14/250
5,982,881 A	*	11/1999	Mischenko	379/433
D420,680 S	*	2/2000	Curtis	D14/248
D421,442 S	*	3/2000	Curtis et al.	D14/248
D422,597 S	*	4/2000	Finkbeiner	D14/248
D428,001 S	*	7/2000	Curtis	D14/248
D428,401 S	*	7/2000	Curtis	D14/138
D429,490 S	*	8/2000	Collins et al.	D14/248
D429,491 S	*	8/2000	Finkbeiner	D14/248
D439,887 S	*	4/2001	Hughes et al.	D14/138
D443,607 S	*	6/2001	Kolinen	D14/248
D448,022 S	*	9/2001	Higashi et al.	D14/248

* cited by examiner

Primary Examiner—Jeffrey Asch

(74) *Attorney, Agent, or Firm*—William H. Eilberg

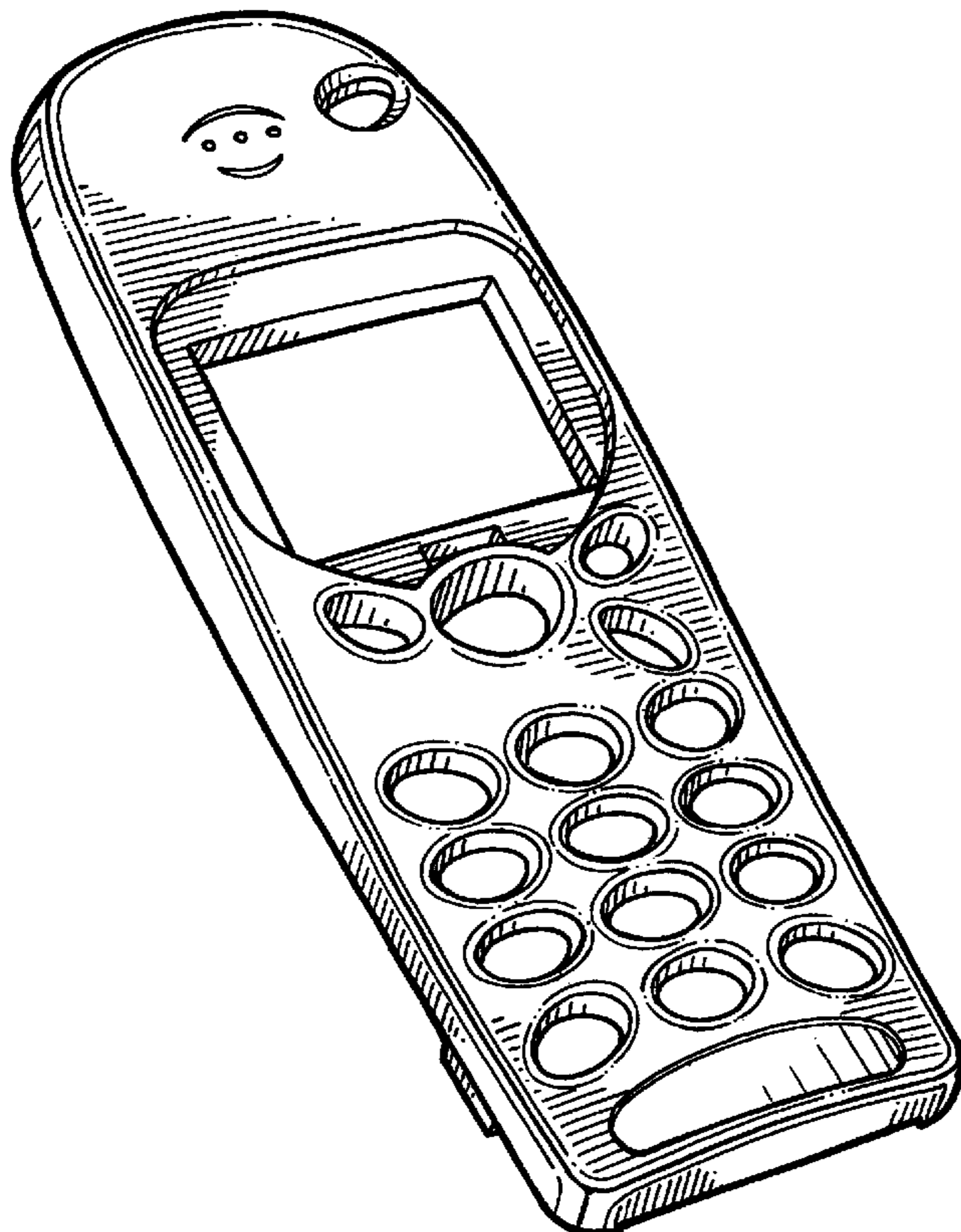
(57) **CLAIM**

The ornamental design for a face plate for a cellular telephone, as shown and described.

DESCRIPTION

FIG. 1 is a perspective view of the design; FIG. 2 is a front elevational view; FIG. 3 is a right side elevational view; FIG. 4 is a left side elevational view; FIG. 5 is a top view; and, FIG. 6 is a bottom view.

1 Claim, 6 Drawing Sheets



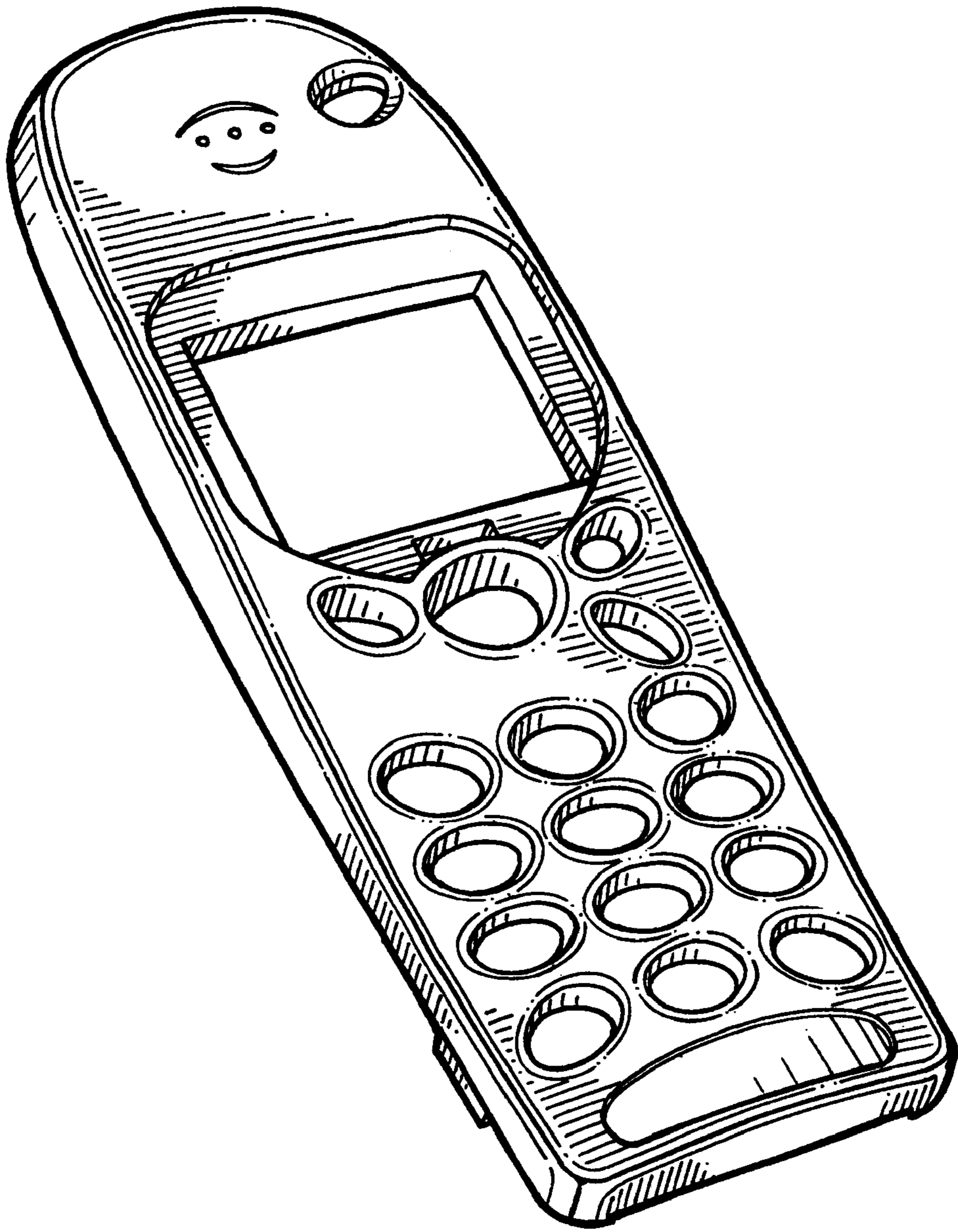


FIG. 1

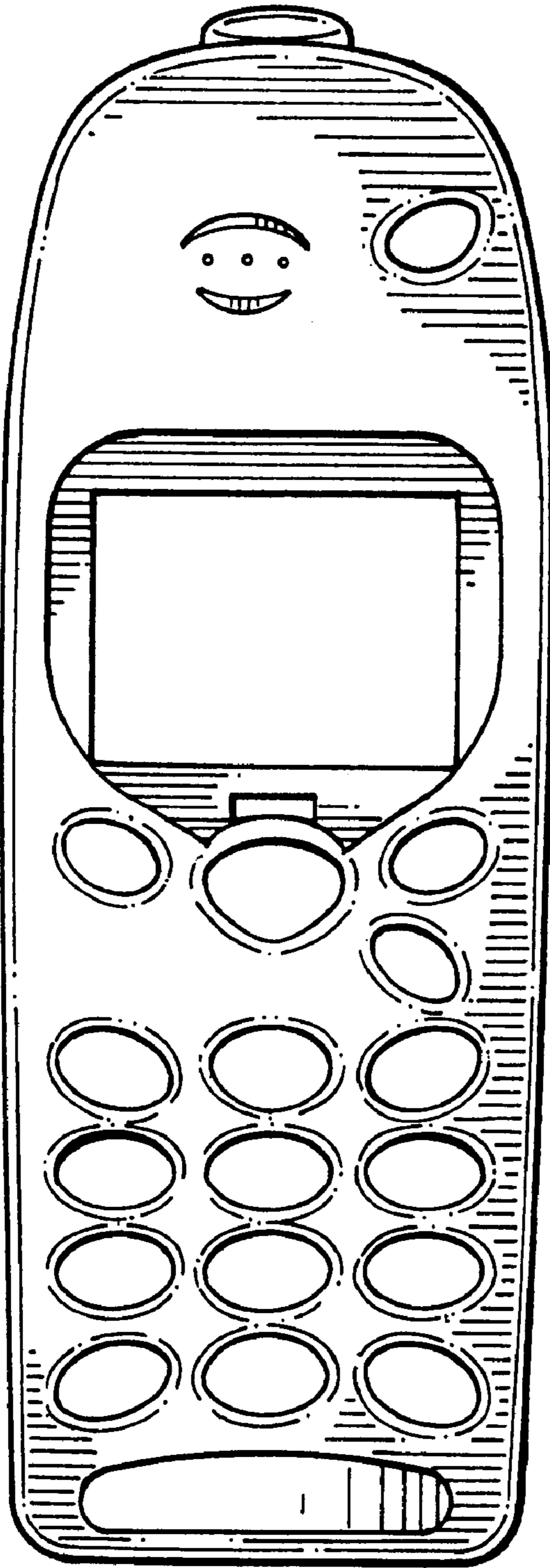


FIG. 2

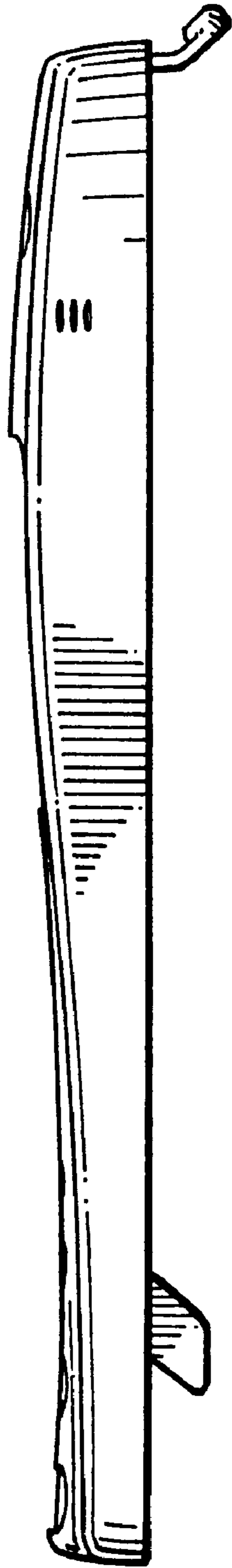


FIG. 3

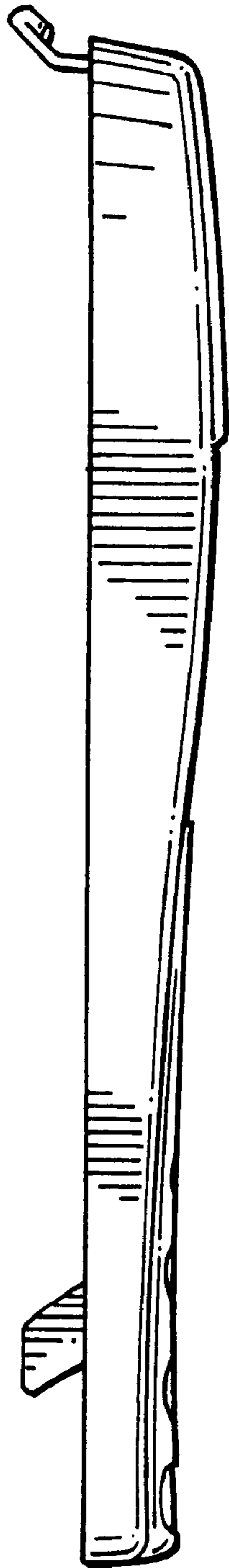


FIG. 4

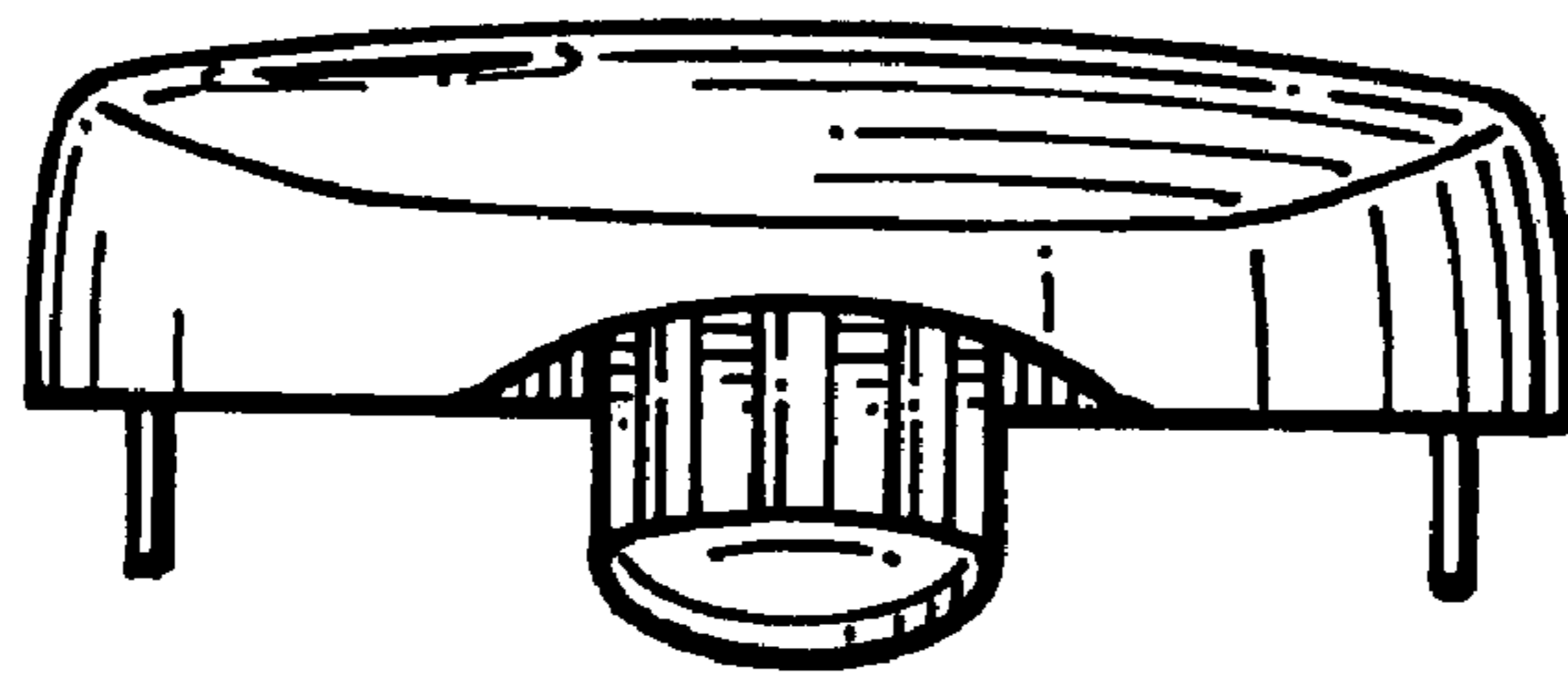


FIG. 5

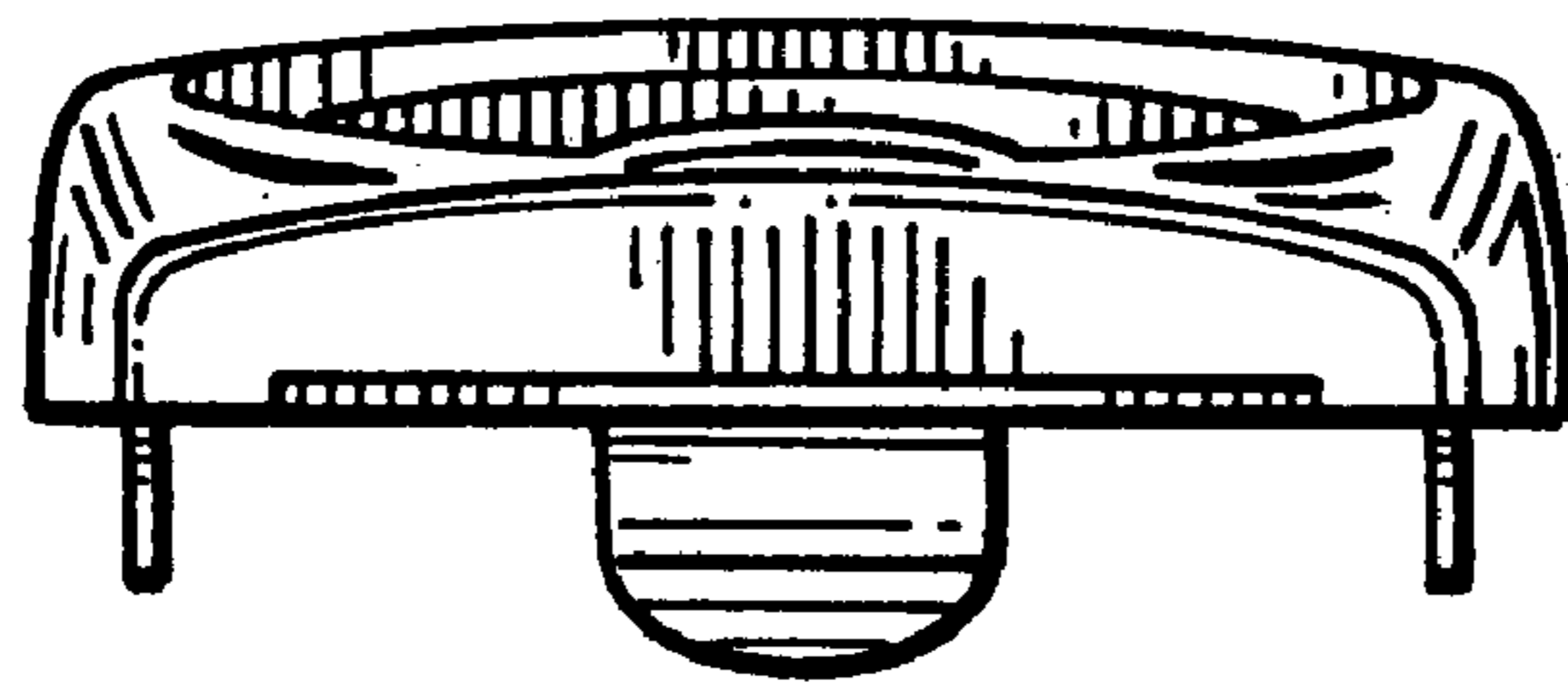


FIG. 6