



US00D456774S

(12) **United States Design Patent**  
**Kim**

(10) **Patent No.:** **US D456,774 S**

(45) **Date of Patent:** **\*\* May 7, 2002**

(54) **SPARK PLUG IGNITER**

(76) **Inventor:** **Jae S. Kim**, 22511 S. Normandie,  
Torrance, CA (US) 90501

(\*\*) **Term:** **14 Years**

(21) **Appl. No.:** **29/129,259**

(22) **Filed:** **Sep. 11, 2000**

(51) **LOC (7) Cl.** ..... **13-03**

(52) **U.S. Cl.** ..... **D13/127**

(58) **Field of Search** ..... D13/127; 313/118,  
313/139, 140, 141, 142

(56) **References Cited**

**U.S. PATENT DOCUMENTS**

1,107,634	A	*	8/1914	Thomasson	.....	313/139	X
1,225,467	A	*	5/1917	Miller	.....	313/140	X
1,273,476	A	*	7/1918	Gill	.....	313/139	X
1,306,817	A	*	6/1919	Iacono	.....	313/140	X
1,312,317	A	*	8/1919	Gerken	.....	313/140	X
1,333,897	A	*	3/1920	Bringman	.....	313/139	X
1,360,956	A	*	11/1920	Hughs	.....	174/152	S
1,391,691	A	*	9/1921	Pohle	.....	313/140	X
1,425,329	A	*	8/1922	Mellblom	.....	313/140	X
1,498,984	A	*	6/1924	Trampe	.....	313/139	X
1,518,660	A	*	12/1924	Krebs	.....	313/140	
2,214,958	A	*	9/1940	Gotterba et al.	.....	174/152	S X

2,747,123	A	*	5/1956	Tognola	.....	313/139	X
2,942,135	A	*	6/1960	McLaren	.....	313/139	X
3,394,285	A	*	7/1968	Lindsay	.....	313/141	
3,706,897	A	*	12/1972	Shepardson	.....	313/141	
D238,678	S	*	2/1976	Hornsby	.....	D13/127	
3,958,144	A	*	5/1976	Franks	.....	313/141	X
5,731,655	A	*	3/1998	Corrado	.....	313/141	X
D435,829	S	*	1/2001	Kim	.....	D13/127	

\* cited by examiner

*Primary Examiner*—Joel Sincavage

(74) *Attorney, Agent, or Firm*—Roger A. Marrs

(57) **CLAIM**

The ornamental design for spark plug igniter, as shown and described.

**DESCRIPTION**

FIG. 1 is a side elevational view of a spark plug igniter showing my new design;

FIG. 2 is an enlarged portion perspective view thereof;

FIG. 3 is an enlarged plan view thereof;

FIG. 4 is an enlarged side view thereof; and,

FIG. 5 is an enlarged cross-section as taken in the direction of arrows 5—5 of FIG. 1.

The dotted line showing of a spark plug body is not a part of the inventive design.

**1 Claim, 1 Drawing Sheet**

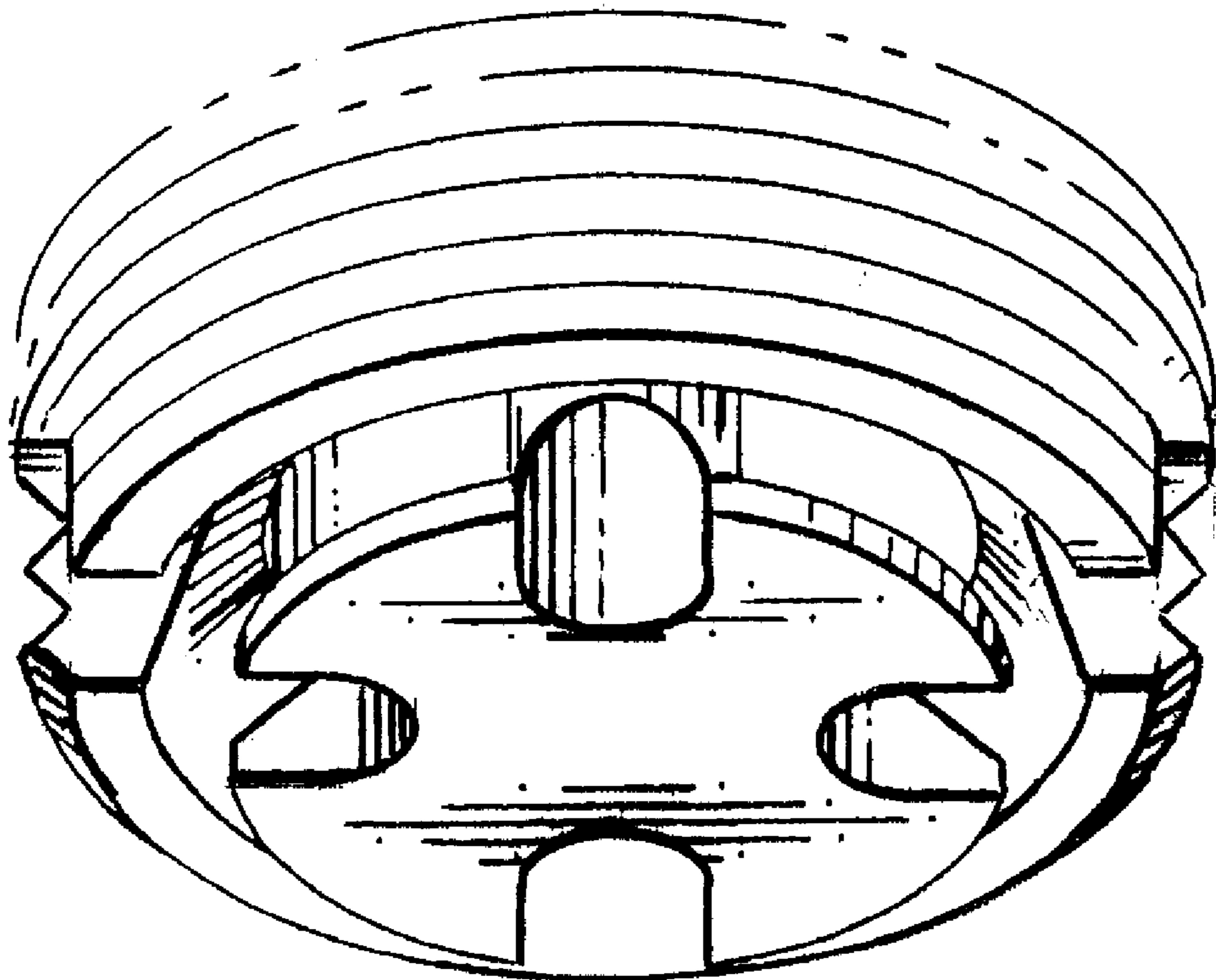


FIG. 1

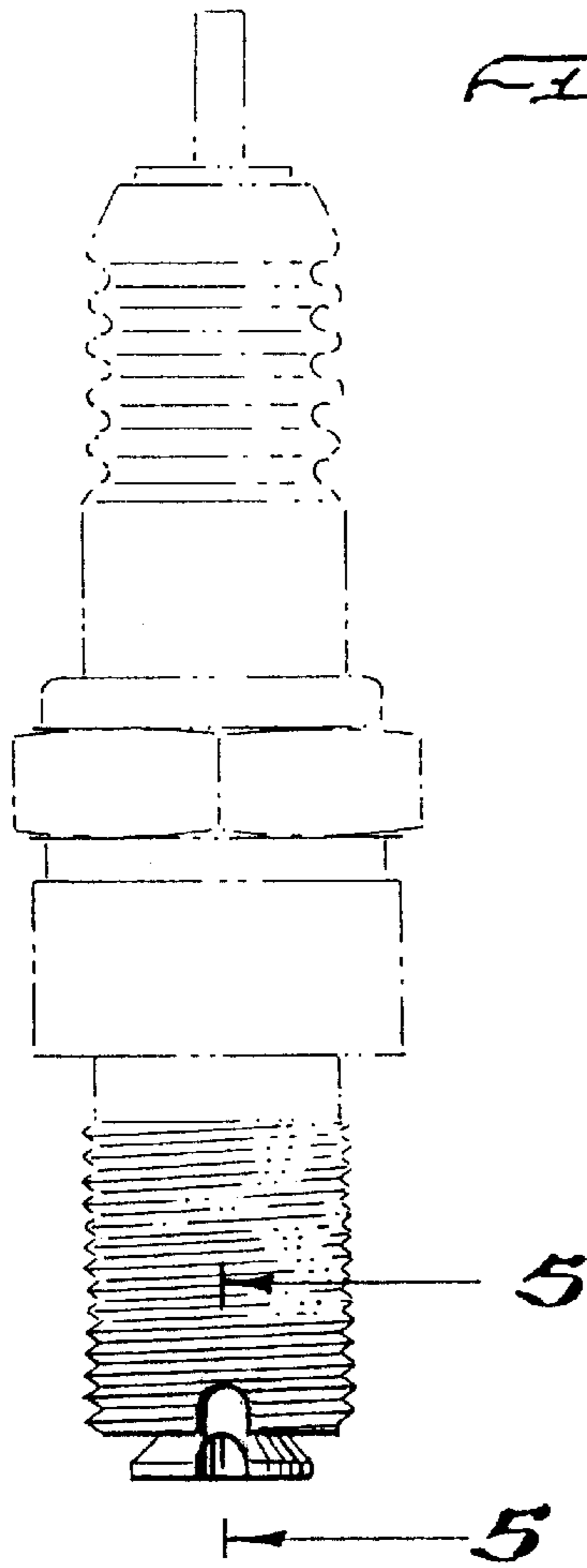


FIG. 2

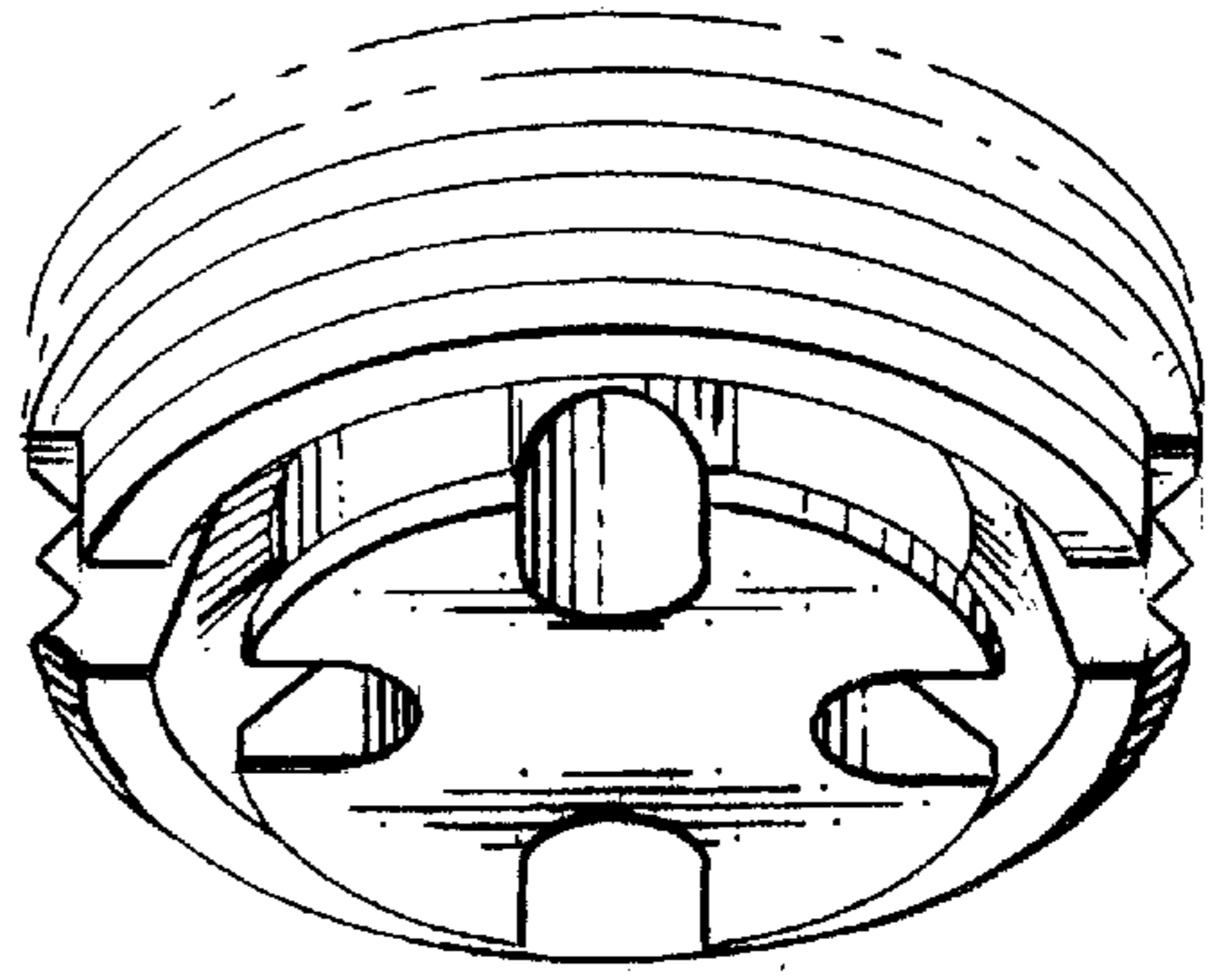


FIG. 4

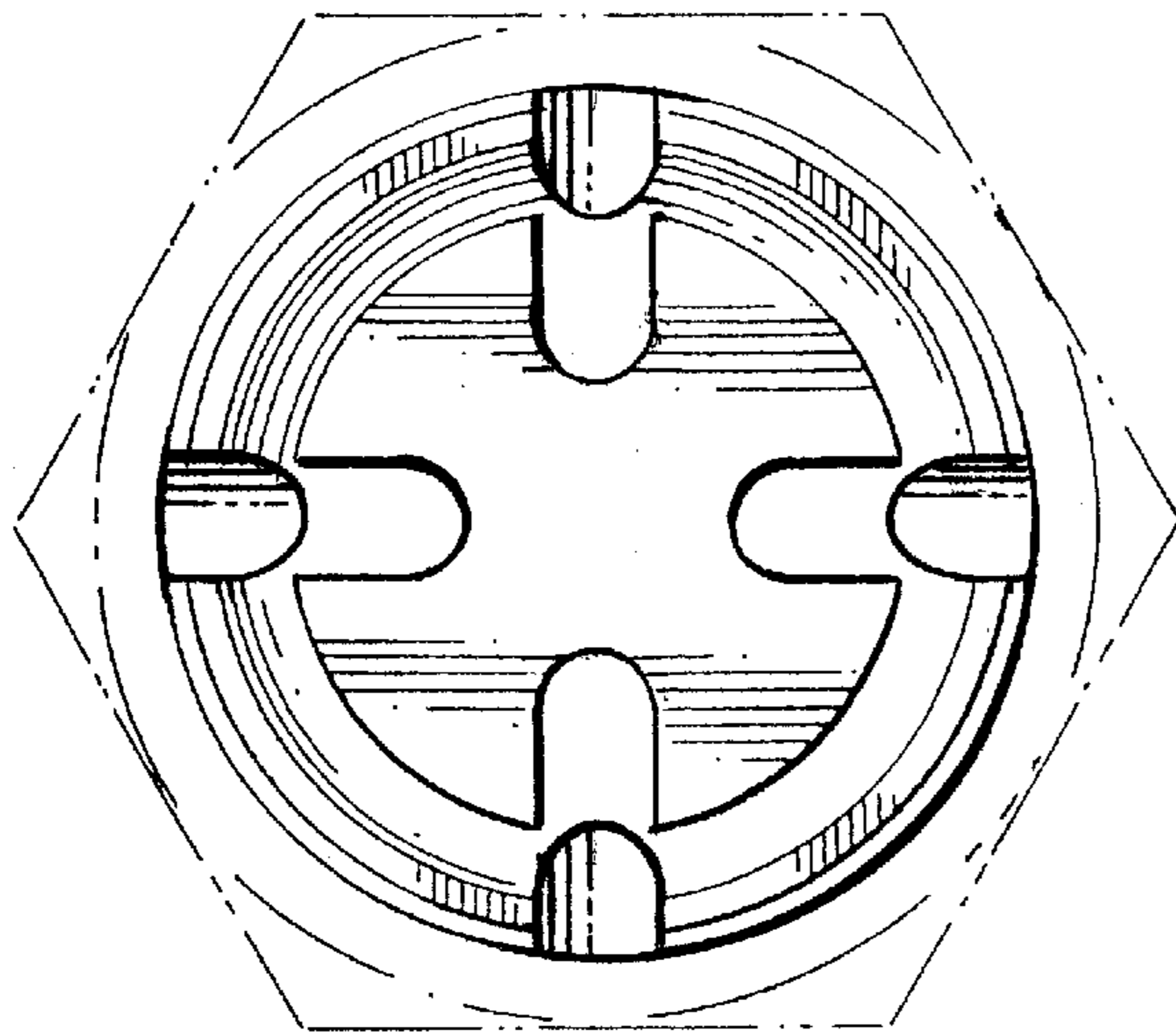
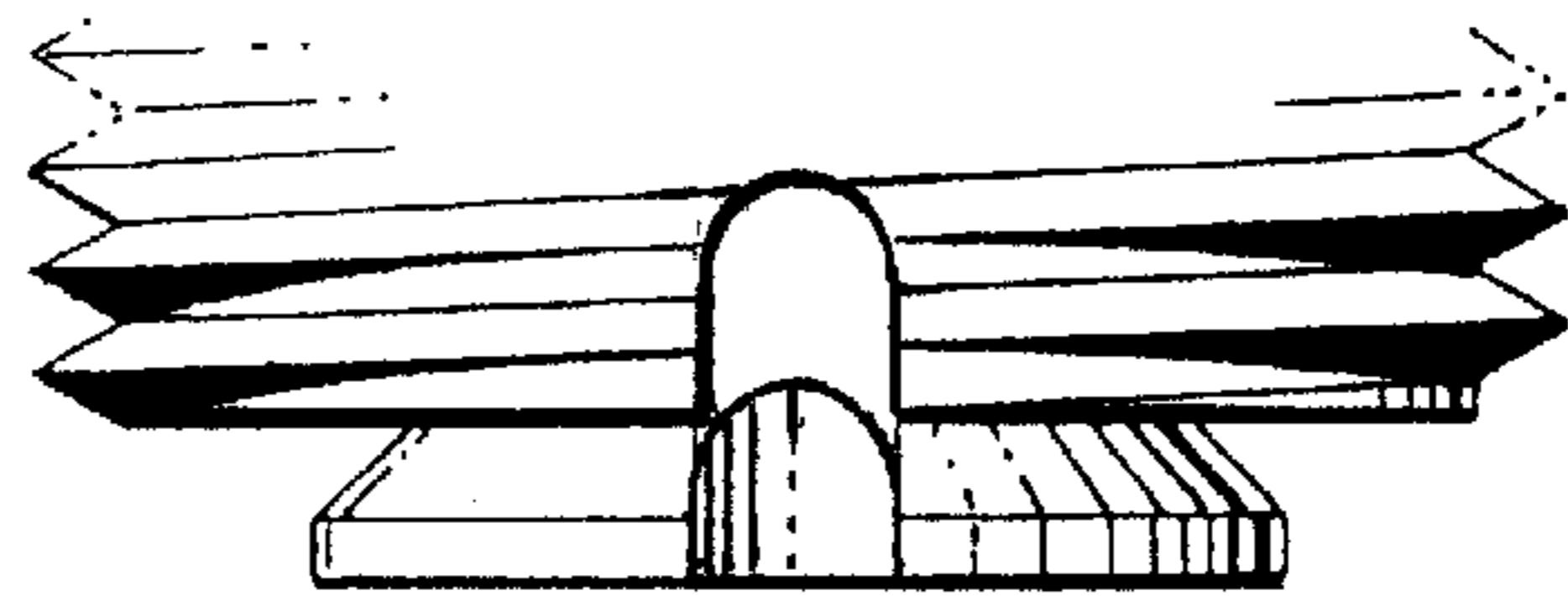


FIG. 5




FIG. 3