



US00D456767S

(12) **United States Design Patent** (10) **Patent No.:** **US D456,767 S**
Wallet et al. (45) **Date of Patent:** **** May 7, 2002**

(54) **TIRE TREAD**

(75) Inventors: **Bill J. Wallet**, Marshallville; **James G. Guspodin**, Akron, both of OH (US)

(73) Assignee: **Bridgestone/Firestone North American Tire, LLC**, Nashville, TN (US)

(**) Term: **14 Years**

(21) Appl. No.: **29/138,802**

(22) Filed: **Mar. 20, 2001**

(51) **LOC (7) Cl.** **12-15**

(52) **U.S. Cl.** **D12/582; D12/584**

(58) **Field of Search** D12/512, 513, D12/544, 545, 551, 552, 553, 555, 579, 580, 582, 583, 584, 586, 588, 590, 594, 595, 596, 597, 598, 600, 602; 152/209.1, 209.9, 209.12, 209.13, 209.18, 209.25

(56) **References Cited**

U.S. PATENT DOCUMENTS

D423,424 S	4/2000	Ikeda	D12/147
D424,987 S	5/2000	Vinasse	D12/147
D442,126 S	5/2001	Allison	D12/147
D444,429 S	7/2001	Vinasse	D12/147
D444,741 S	7/2001	Williams	D12/147

OTHER PUBLICATIONS

Federal Super Steel 731 Tire, 1999 Tread Design Guide, Jan. 1999, p. 30. 1/1.*
 Michelin MX4 Tire, 1999 Tread Design Guide, Jan. 1999, p. 50. 1/5.*

Yokohama Avid Touring Tire, 1999 Tread Design Guide, Jan. 1999, p. 78. 4/2.*

Sears Dunlop Touring LT Tire, 1999 Tread Design Guide, Jan 1999, p. 114. 4/2.*

Yokohama Avid Tire, Center Illustration, Modern Tire Dealer Magazine, Nov. 1999, p. 27.*

* cited by examiner

Primary Examiner—Robert M. Spear

(74) *Attorney, Agent, or Firm*—Thomas R. Kingsbury; Michael Sand; John H. Hornickel

(57) **CLAIM**

The ornamental design for a tire tread, as shown and described.

DESCRIPTION

FIG. 1 is a side perspective view of a tire tread showing our new design, it being understood that the tread pattern is repeated throughout the circumference of the tire tread, the opposite side being the same as that shown;

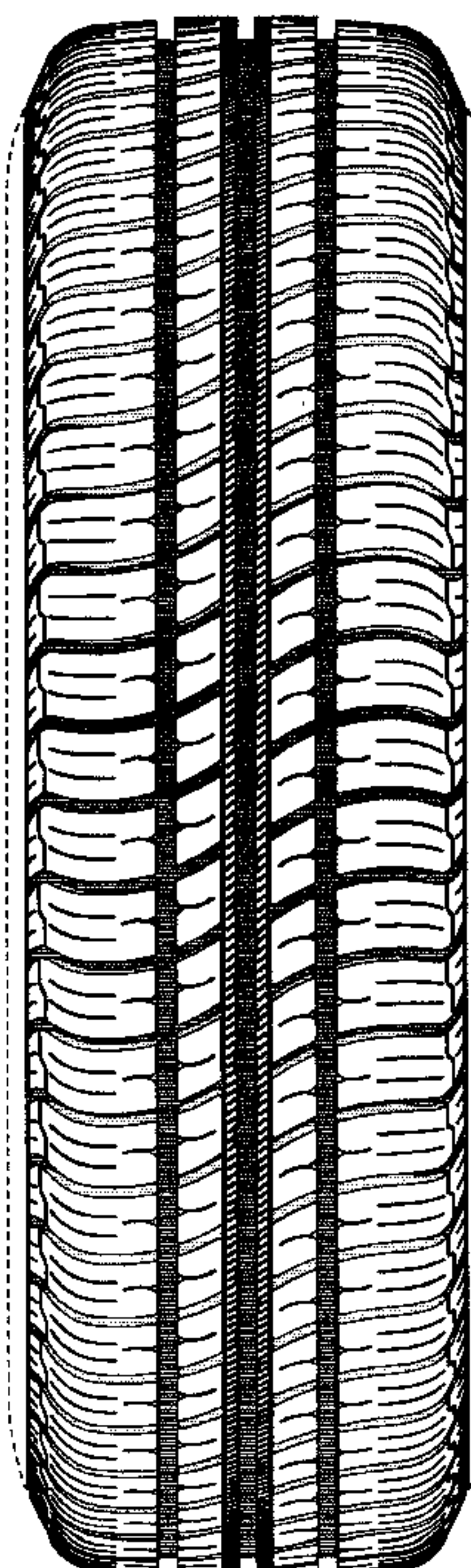
FIG. 2 is a front elevational view thereof;

FIG. 3 is a side elevational view of the right side thereof, the opposite side being identical thereto; and,

FIG. 4 is an enlarged fragmentary side perspective view thereof.

The broken lines defining the tire sidewall and inner bead are for illustrative purposes only and form no part of the claimed design.

1 Claim, 4 Drawing Sheets



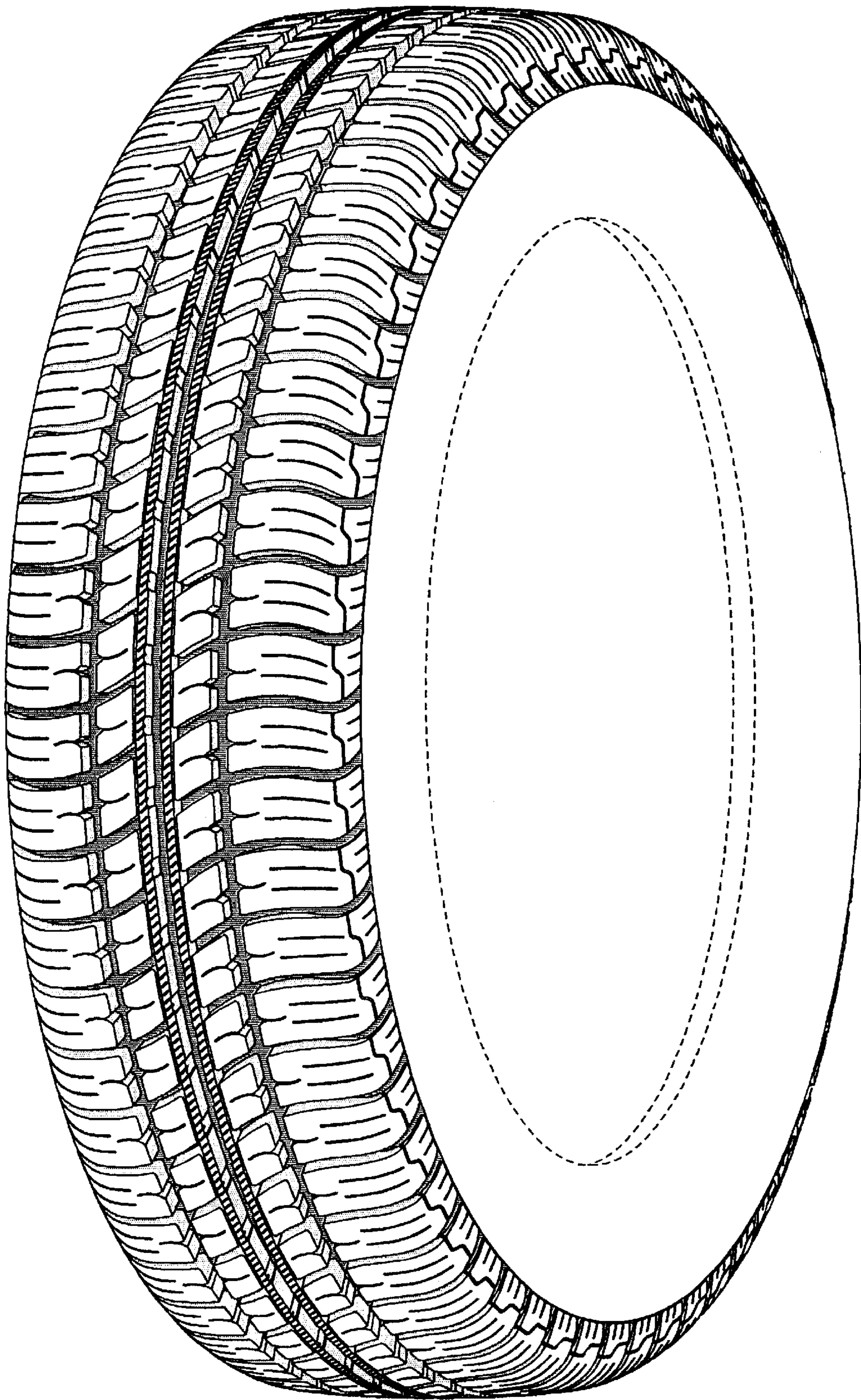


FIG-1

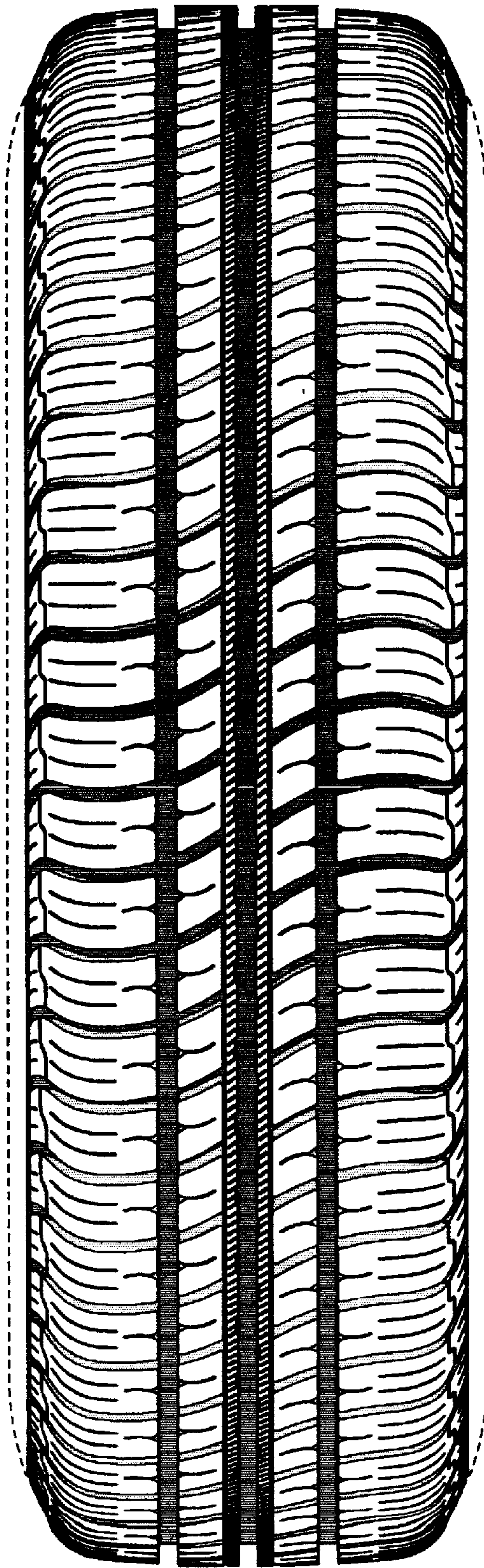


FIG-2

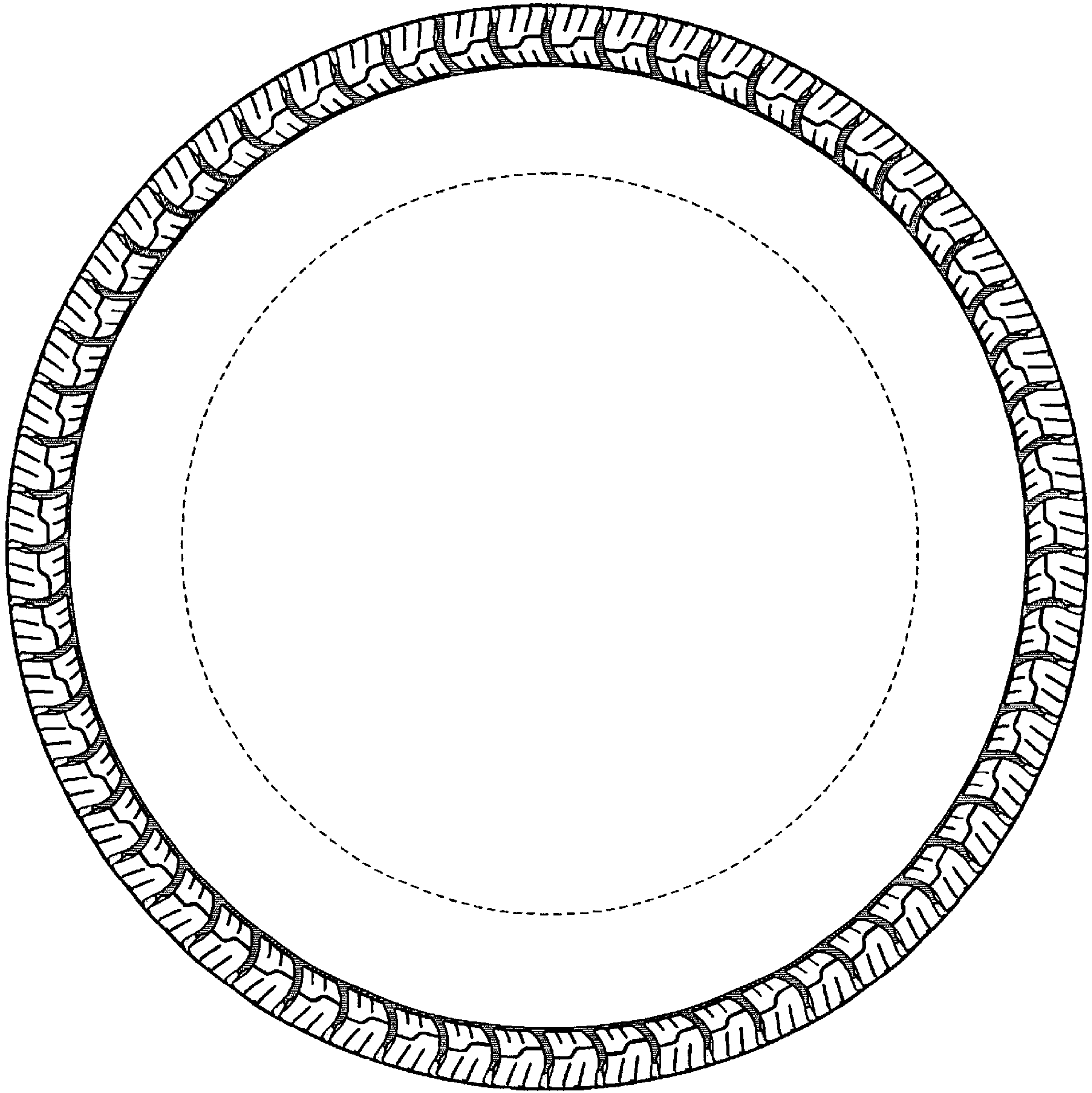


FIG-3

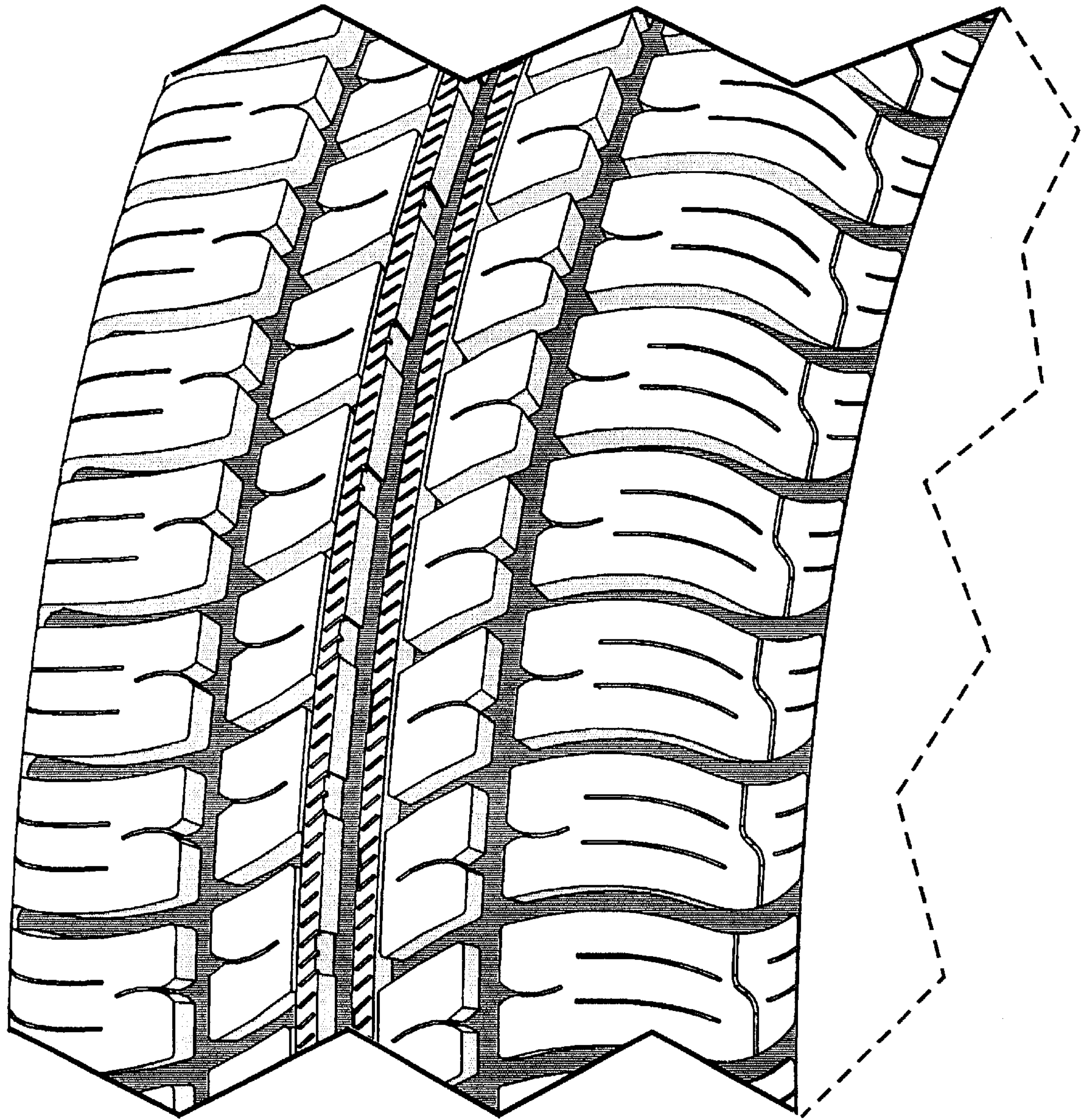


FIG-4