



US00D456756S

(12) **United States Design Patent**
Hodges et al.

(10) **Patent No.:** **US D456,756 S**

(45) **Date of Patent:** **** May 7, 2002**

(54) **WHEEL**

(75) **Inventors:** **Frank J. Hodges**, Yorba Linda; **Keith Kaucher**, Santa Monica, both of CA (US)

(73) **Assignee:** **Lexani Wheel Corporation**, Yorba Linda, CA (US)

(**) **Term:** **14 Years**

(21) **Appl. No.:** **29/115,152**

(22) **Filed:** **Dec. 8, 1999**

(51) **LOC (7) Cl.** **12-16**

(52) **U.S. Cl.** **D12/209**

(58) **Field of Search** D12/204-211;
301/37.1, 64.1, 65

(56) **References Cited**

U.S. PATENT DOCUMENTS

D410,614 S	*	6/1999	Fitzgerald	D12/209
D413,852 S	*	9/1999	Cullen	D12/209
D419,513 S	*	1/2000	Hartanto	D12/209
D431,517 S	*	10/2000	Donikoglu	D12/209
D432,069 S	*	10/2000	Chung	D12/209
D432,971 S	*	10/2000	Donikoglu	D12/209
D432,972 S	*	10/2000	Chung	D12/209

D433,375 S	*	11/2000	Fitzgerald	D12/209
D435,006 S	*	12/2000	Brown	D12/209
D436,070 S	*	1/2001	Lee	D12/209
D436,340 S	*	1/2001	Kaucher	D12/209
D436,907 S	*	1/2001	Ong	D12/209
D437,276 S	*	2/2001	Hodges	D12/209

OTHER PUBLICATIONS

Lowrider Magazine—Jan. 2000, p. 107.

* cited by examiner

Primary Examiner—Stacia Cadmus

(74) *Attorney, Agent, or Firm*—Knobbe, Martens, Olson & Bear LLP

(57) **CLAIM**

The ornamental design for a wheel, as shown and described.

DESCRIPTION

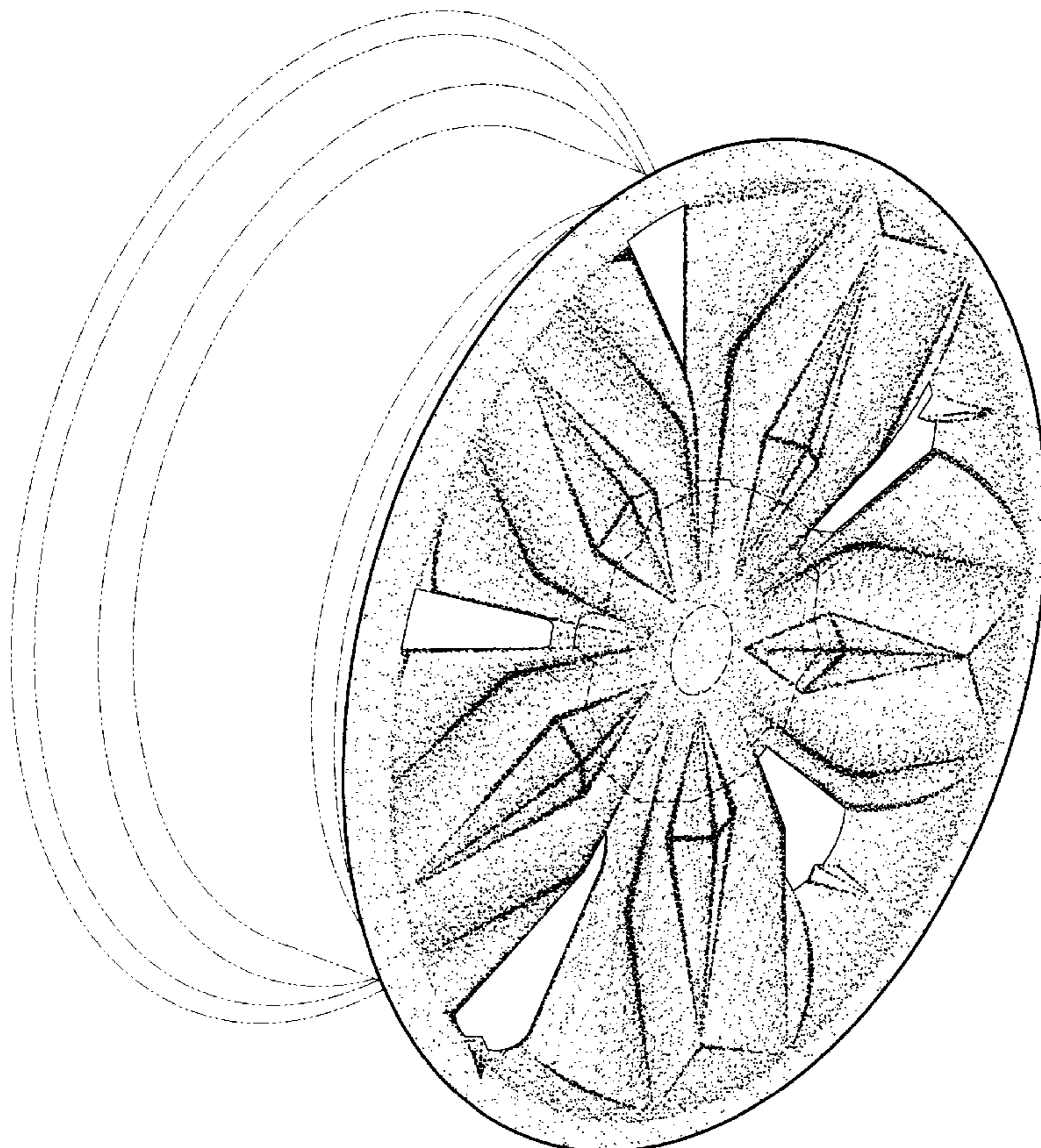
FIG. 1 is a front perspective view of the wheel of the present invention;

FIG. 2 is a front plan view thereof; and,

FIG. 3 is a left side elevational view thereof, the right side elevational view being a mirror image thereof.

The broken line showing of environment is for illustrative purposes only and forms no part of the claimed design.

1 Claim, 3 Drawing Sheets



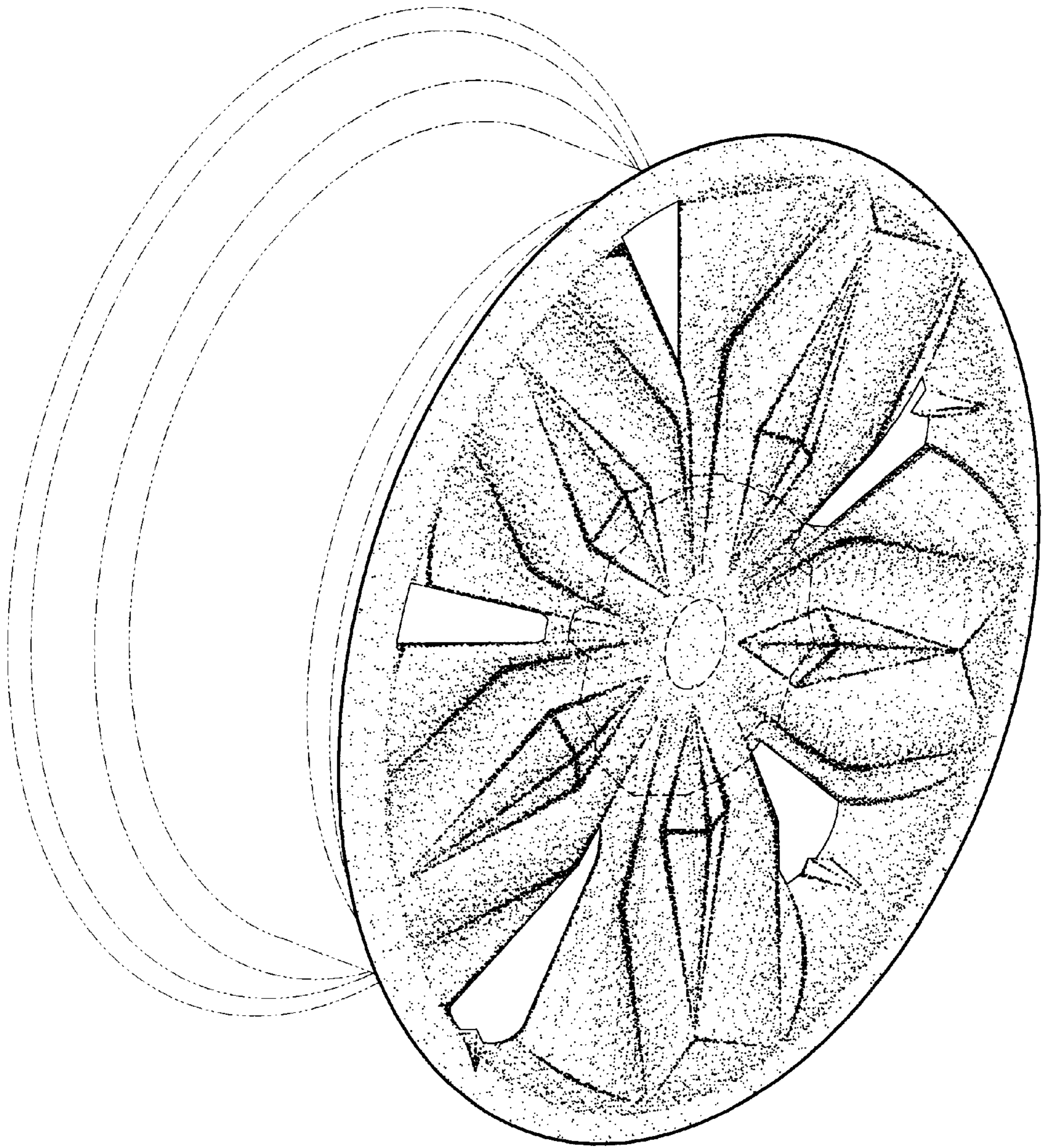


FIG. 1

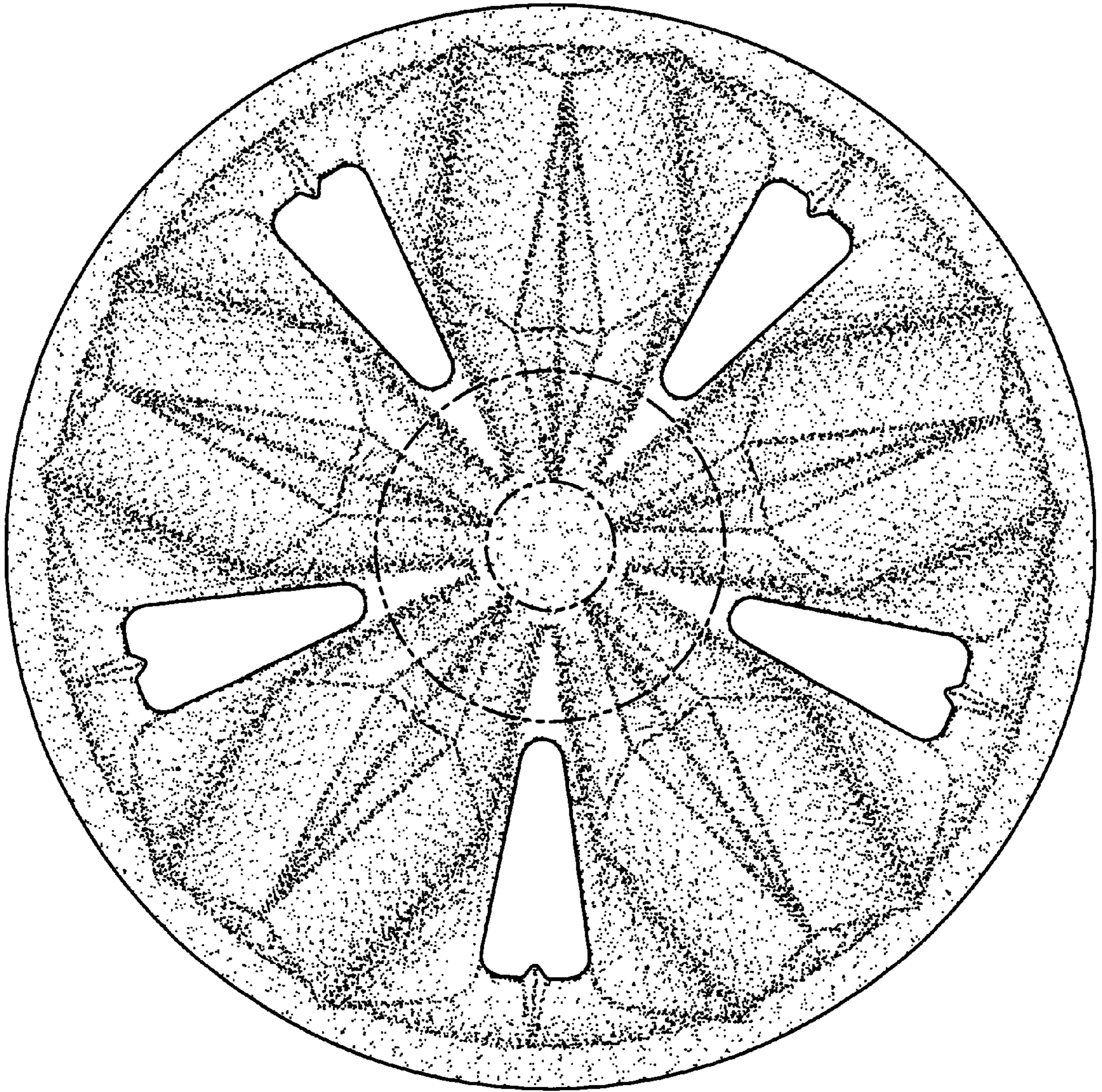


FIG. 2




FIG. 3