



US00D456753S

(12) **United States Design Patent** (10) **Patent No.:** **US D456,753 S**
Fife (45) **Date of Patent:** **** May 7, 2002**

(54) **RV AIR DAM**

(57) **CLAIM**

(76) Inventor: **Daniel A. Fife**, 2309 13th St., P.O. Box 876, Hempstead, TX (US) 77445

The ornamental design for a RV air dam, as shown and described.

(**) Term: **14 Years**

DESCRIPTION

(21) Appl. No.: **29/133,110**

FIG. 1 is a top view of the RV air dam according to the present invention.

(22) Filed: **Nov. 22, 2000**

FIG. 2 is a bottom view of the RV air dam according to the present invention.

(51) **LOC (7) Cl.** **12-16**

FIG. 3 is a rear elevational view of the RV air dam according to the present invention.

(52) **U.S. Cl.** **D12/181; D12/100**

FIG. 4 is a front elevational view of the RV air dam according to the present invention with reference to the R V in broken lines.

(58) **Field of Search** **D12/100, 181, D12/169, 97, 98, 196; 296/180.1, 180.2; 293/102, 113, 115, 120**

FIG. 5 is a right side elevational view of the RV air dam according to the present invention with reference to the R V in broken lines.

(56) **References Cited**

U.S. PATENT DOCUMENTS

D305,879 S	*	2/1990	Gantner	D12/181
D317,892 S	*	7/1991	Kusano	D12/181
D337,972 S	*	8/1993	Slayter	D12/100
D348,705 S	*	7/1994	Onopa	D12/181
D368,677 S	*	4/1996	Treadway et al.	D12/100
D398,264 S	*	9/1998	Fetz et al.	D12/97
D402,603 S	*	12/1998	Witkowski	D12/169

FIG. 6 is a left side elevational view of the RV air dam according to the present invention with reference to the R V in broken lines; and,

* cited by examiner


FIG. 7 is a perspective view of the RV air dam according to the present invention with reference to the location of placement on the R V which is in broken lines.

Primary Examiner—Melody N. Brown

The broken lines shown in FIGS. 4–7 of the drawing are for illustrative purposes only and form no part of the claimed design.

(74) *Attorney, Agent, or Firm*—Kenneth L. Nash

1 Claim, 4 Drawing Sheets






FIG. 1



FIG. 2




FIG. 3

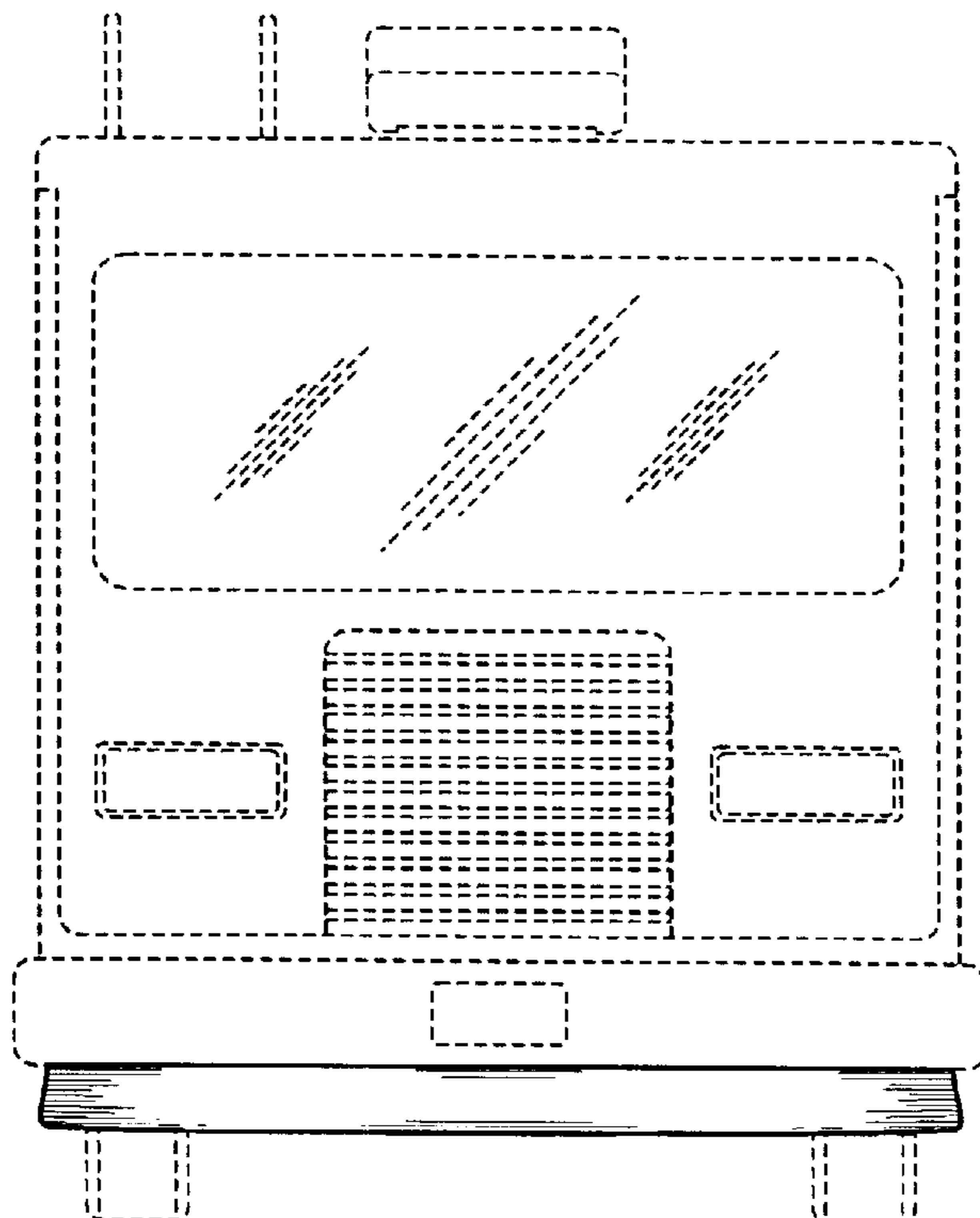


FIG. 4

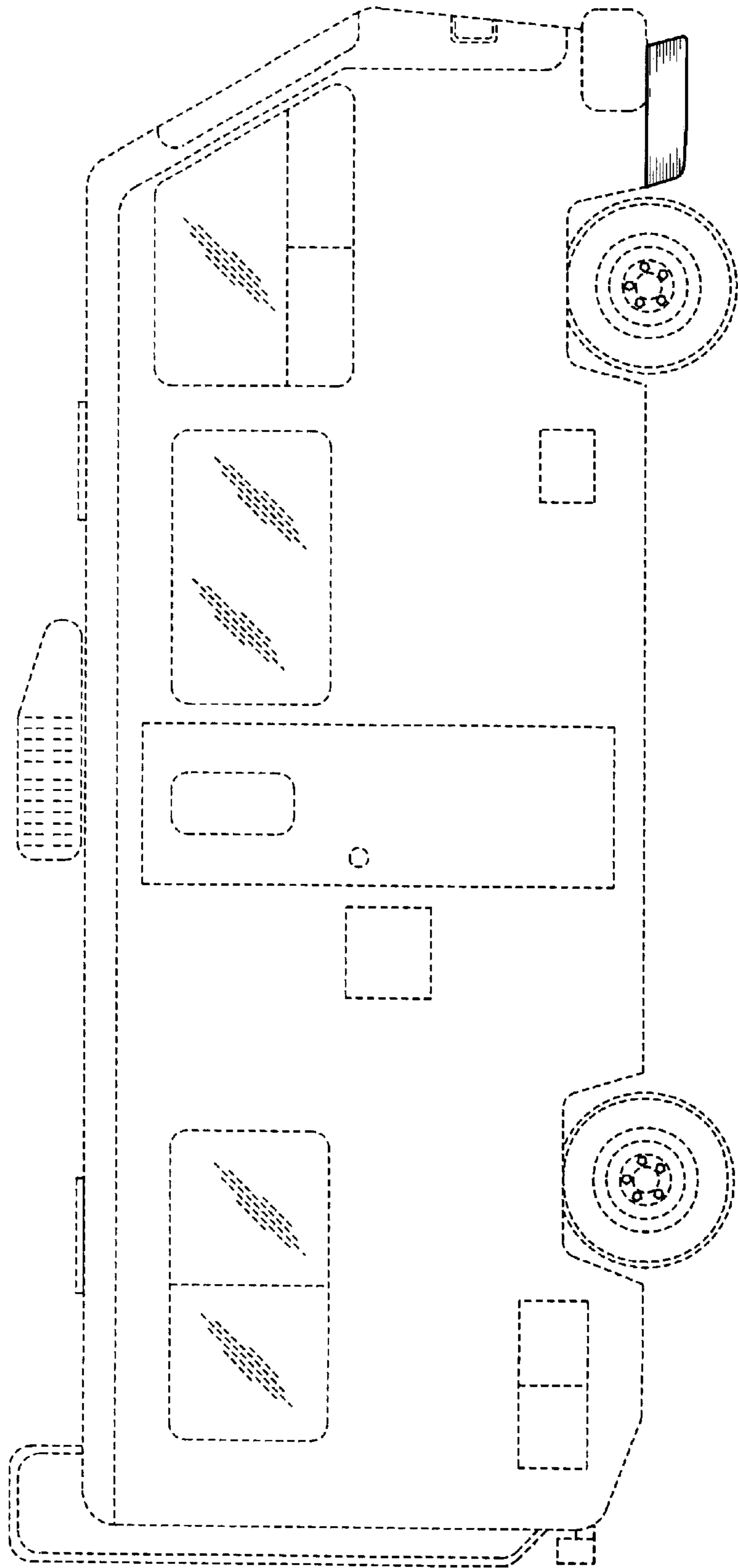


FIG. 5

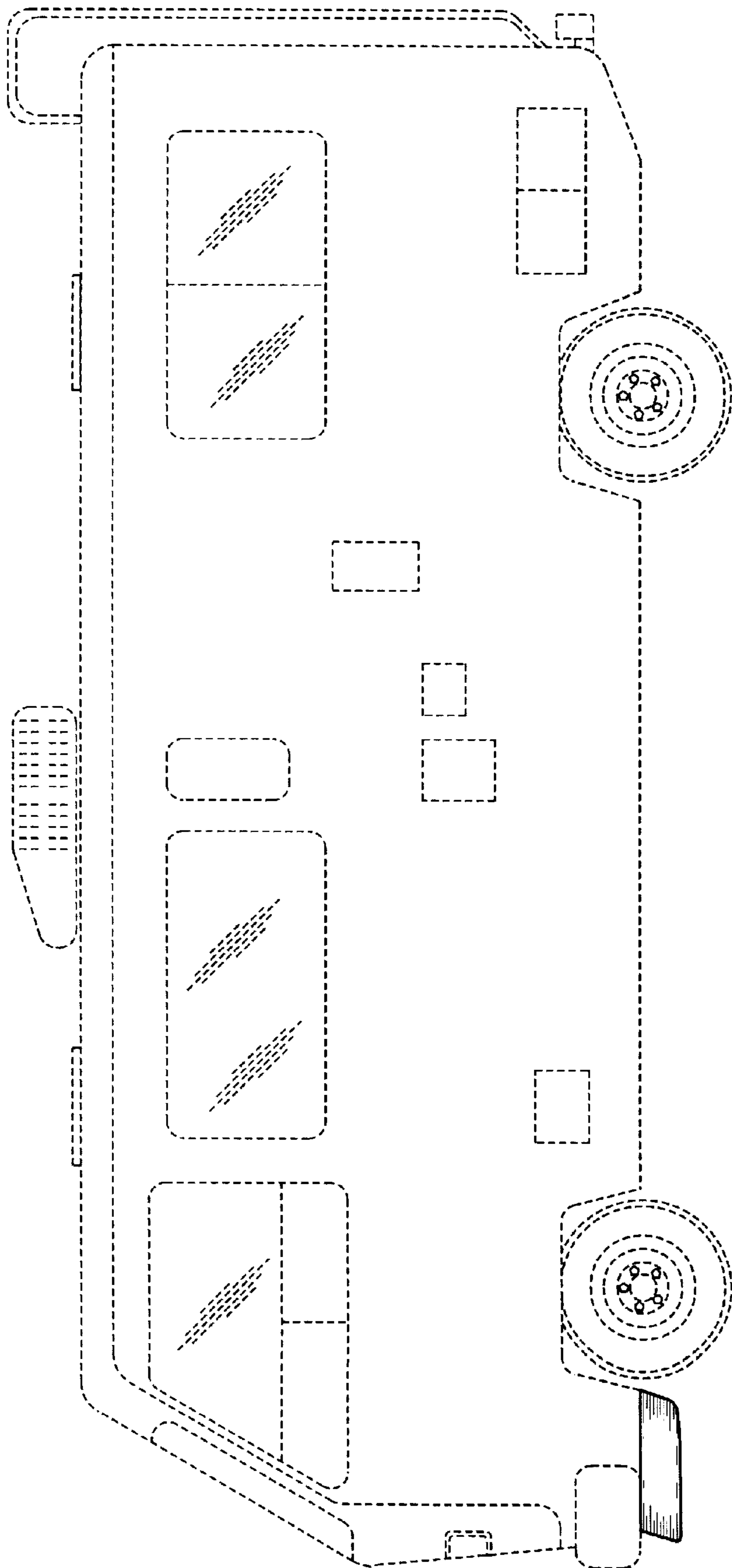


FIG. 6

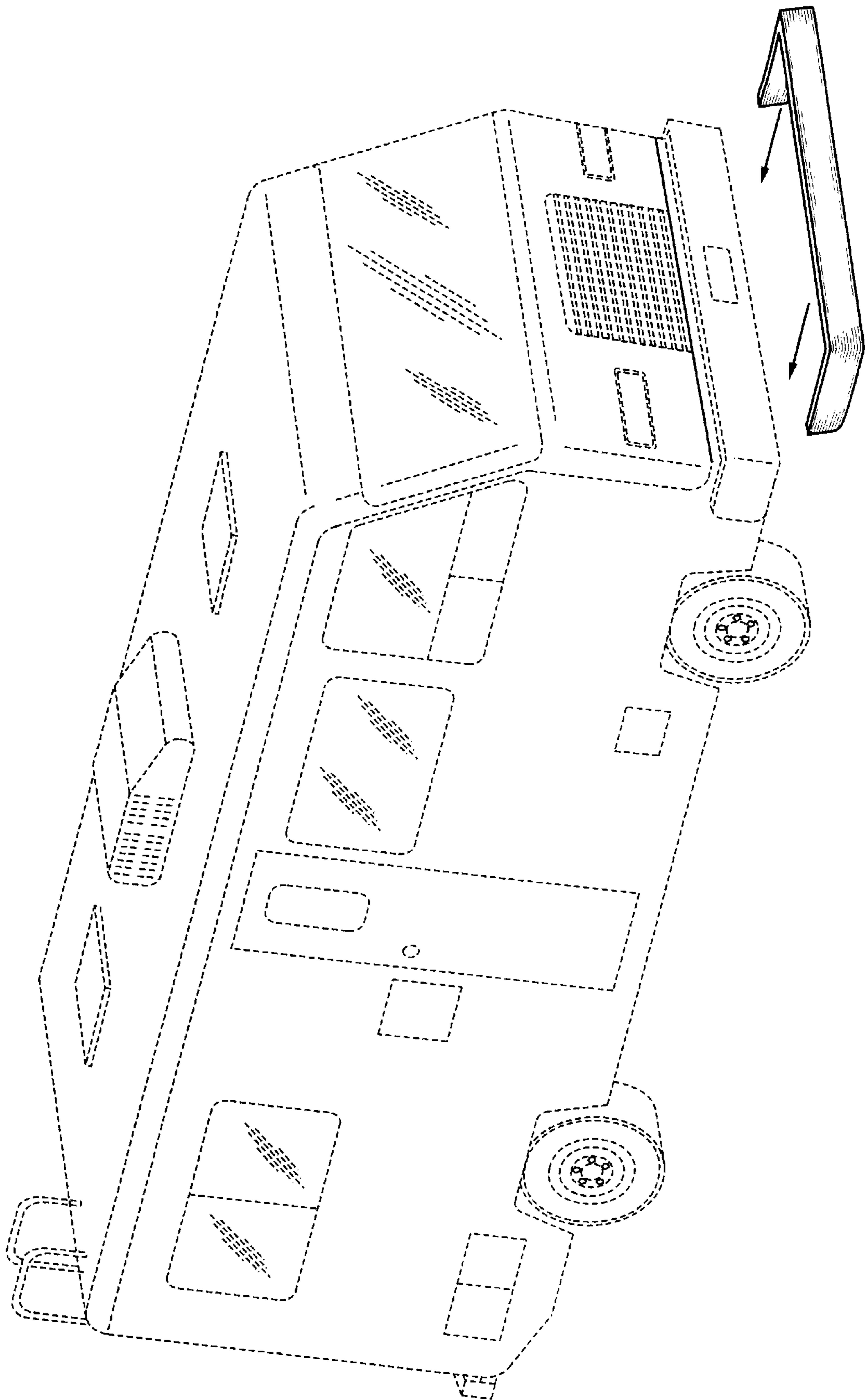


FIG. 7