



US00D456752S

(12) **United States Design Patent**  
**Leazenby**

(10) **Patent No.:** **US D456,752 S**

(45) **Date of Patent:** **\*\* May 7, 2002**

(54) **FRONT VEHICLE GRILLE**

(75) **Inventor:** **Craig Lynn Leazenby**, San Bernardino, CA (US)

(73) **Assignee:** **J & J Enterprises**, Ontario, CA (US)

(\*\*) **Term:** **14 Years**

(21) **Appl. No.:** **29/140,065**

(22) **Filed:** **Apr. 11, 2001**

(51) **LOC (7) Cl.** ..... **12-16**

(52) **U.S. Cl.** ..... **D12/163**

(58) **Field of Search** ..... D12/163, 90-92, D12/98, 96, 170, 171; 180/86.1, 86.6; 298/194

(56) **References Cited**

**U.S. PATENT DOCUMENTS**

D361,968 S	*	9/1995	Oyama	.....	D12/163
D406,551 S	*	3/1999	Nesbitt et al.	.....	D12/92
D419,164 S	*	1/2000	Heiler et al.	.....	D12/163
D423,988 S	*	5/2000	Luntz	.....	D12/92
D423,989 S	*	5/2000	Lawson	.....	D12/92
D424,993 S	*	5/2000	Farzam	.....	D12/163
D425,824 S	*	5/2000	Hsu et al.	.....	D12/92
D425,835 S	*	5/2000	Cook et al.	.....	D12/163
D430,821 S	*	9/2000	Carlson et al.	.....	D12/92
D433,656 S	*	11/2000	Hanagan et al.	.....	D12/163

D447,099 S \* 8/2001 Tirey et al. .... D12/163

\* cited by examiner

*Primary Examiner*—Melody N. Brown

(74) *Attorney, Agent, or Firm*—Price and Gess

(57) **CLAIM**

The ornamental design for a front vehicle grille, as shown and described.

**DESCRIPTION**

FIG. 1 is a front perspective view of the front vehicle grille of the present invention;

FIG. 2 is a front elevational view of the front vehicle grille of the present invention;

FIG. 3 is a top plan view of the front vehicle grille of the present invention;

FIG. 4 is a bottom plan view of the front vehicle grille of the present invention;


FIG. 5 is a rear elevational view of the front vehicle grille of the present invention;

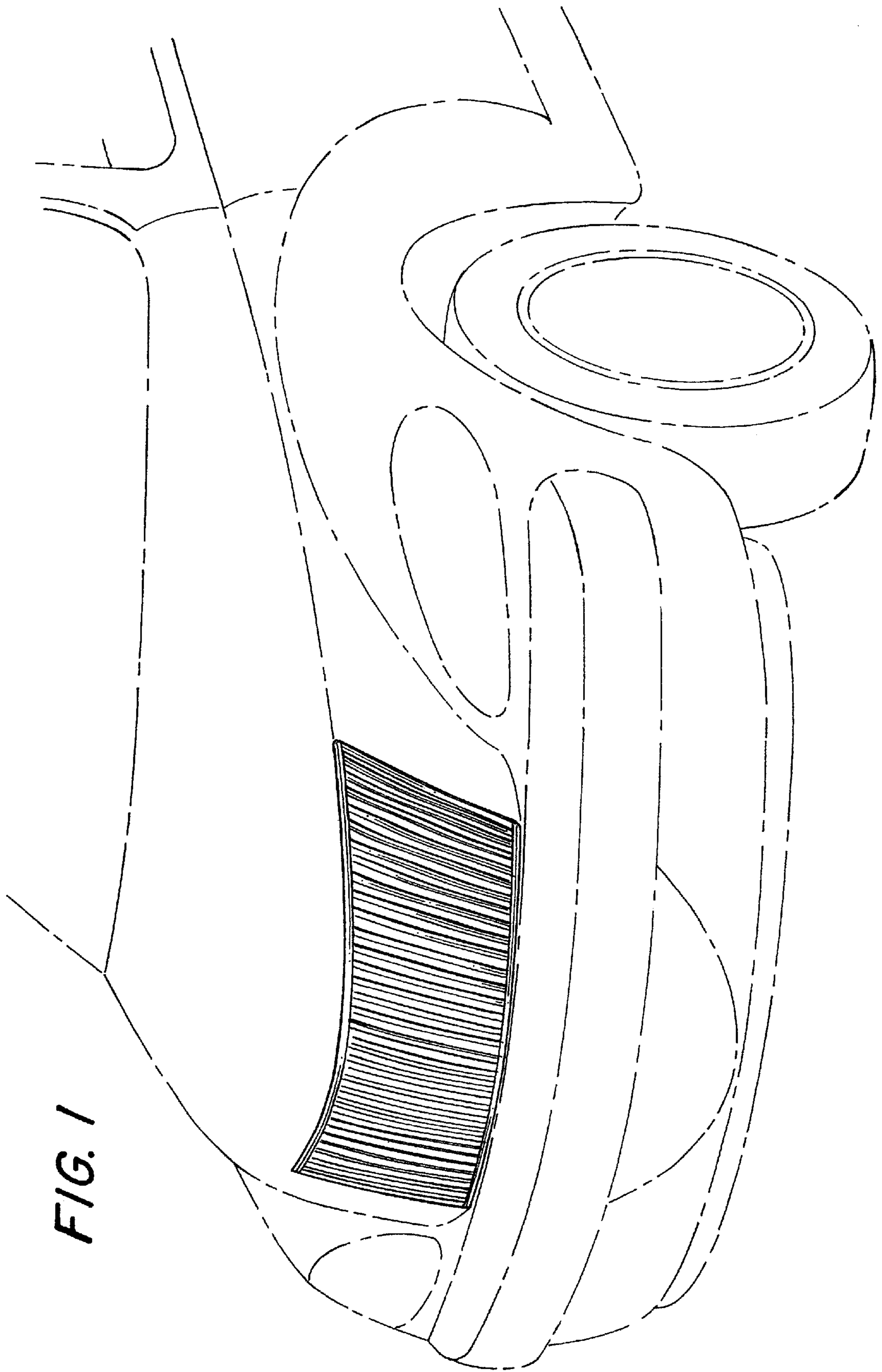
FIG. 6 is a right side elevational view of the front vehicle grille of the present invention; and,

FIG. 7 is a left side elevational view of the front vehicle grille of the present invention.

The vehicle portions shown in broken lines are for illustrative purposes only and form no part of the claimed design;

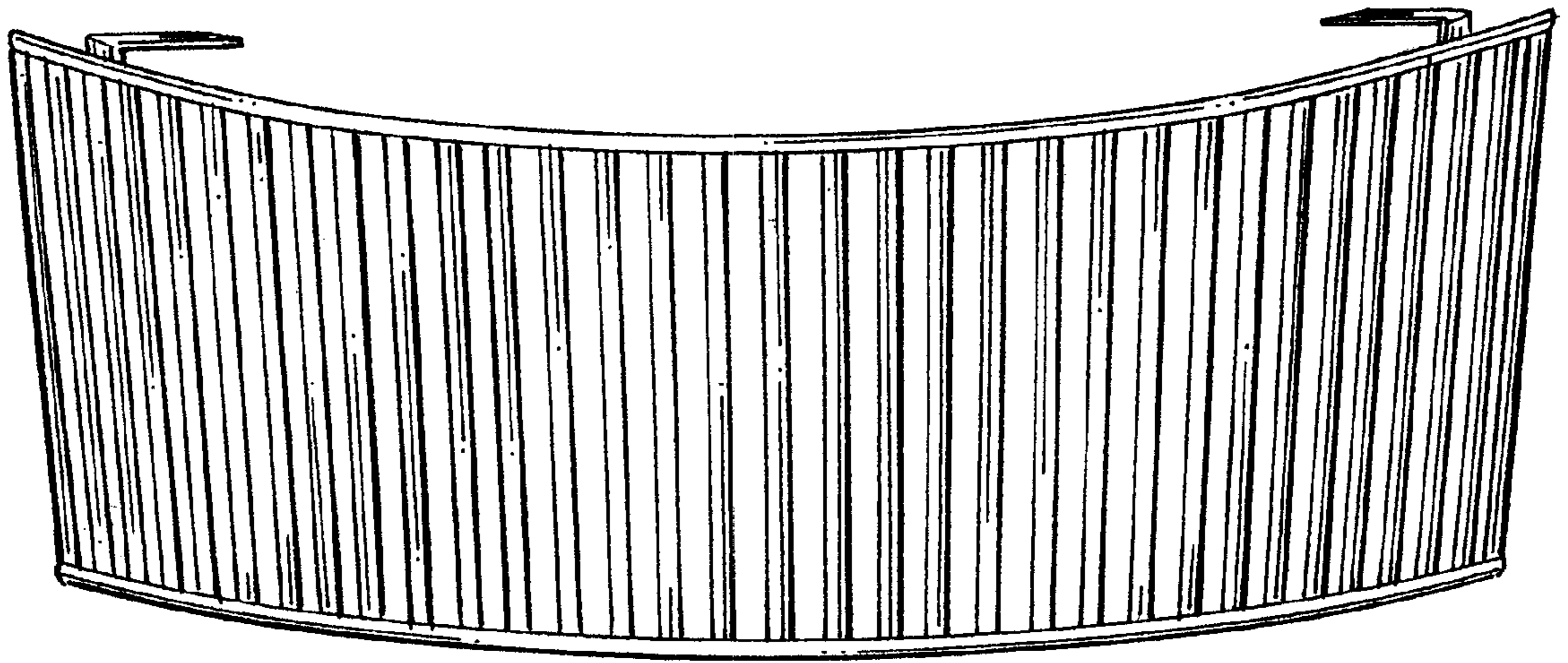
**1 Claim, 3 Drawing Sheets**



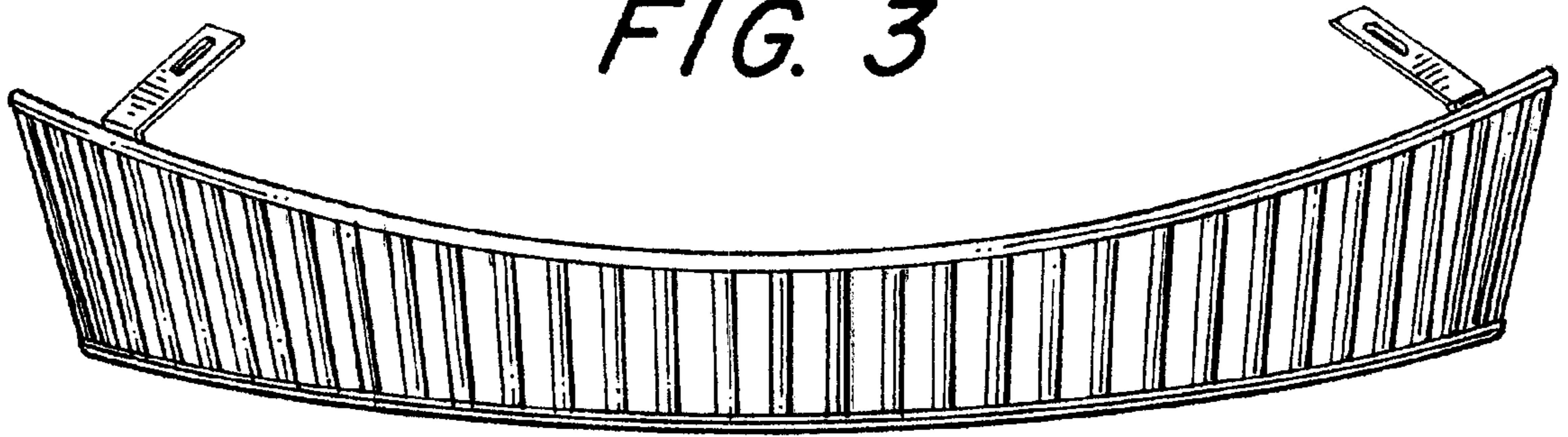


*FIG. 1*

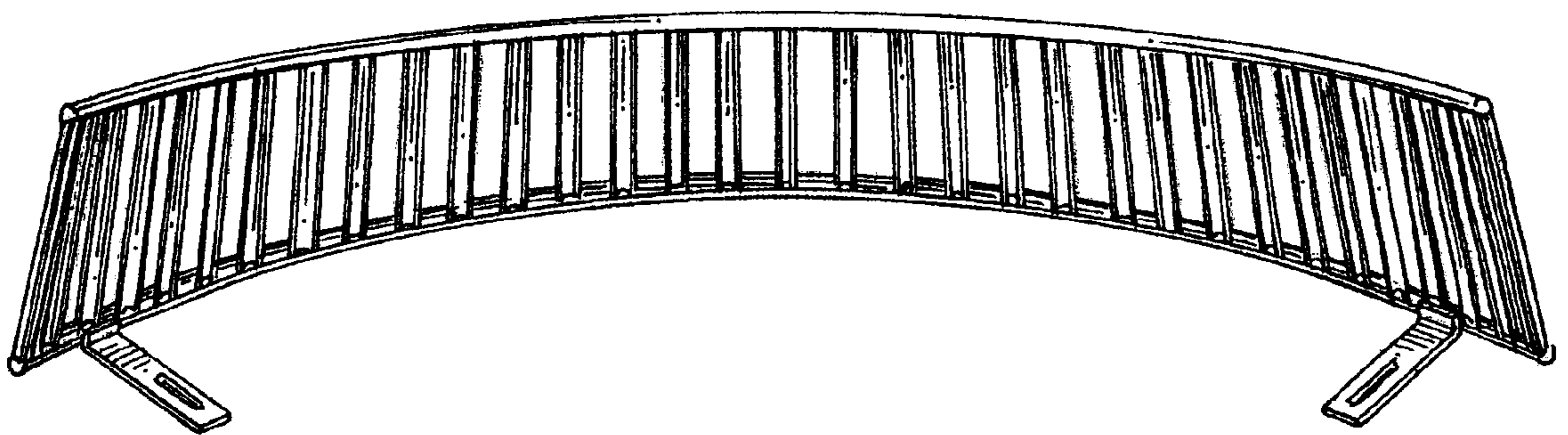
*FIG. 2*



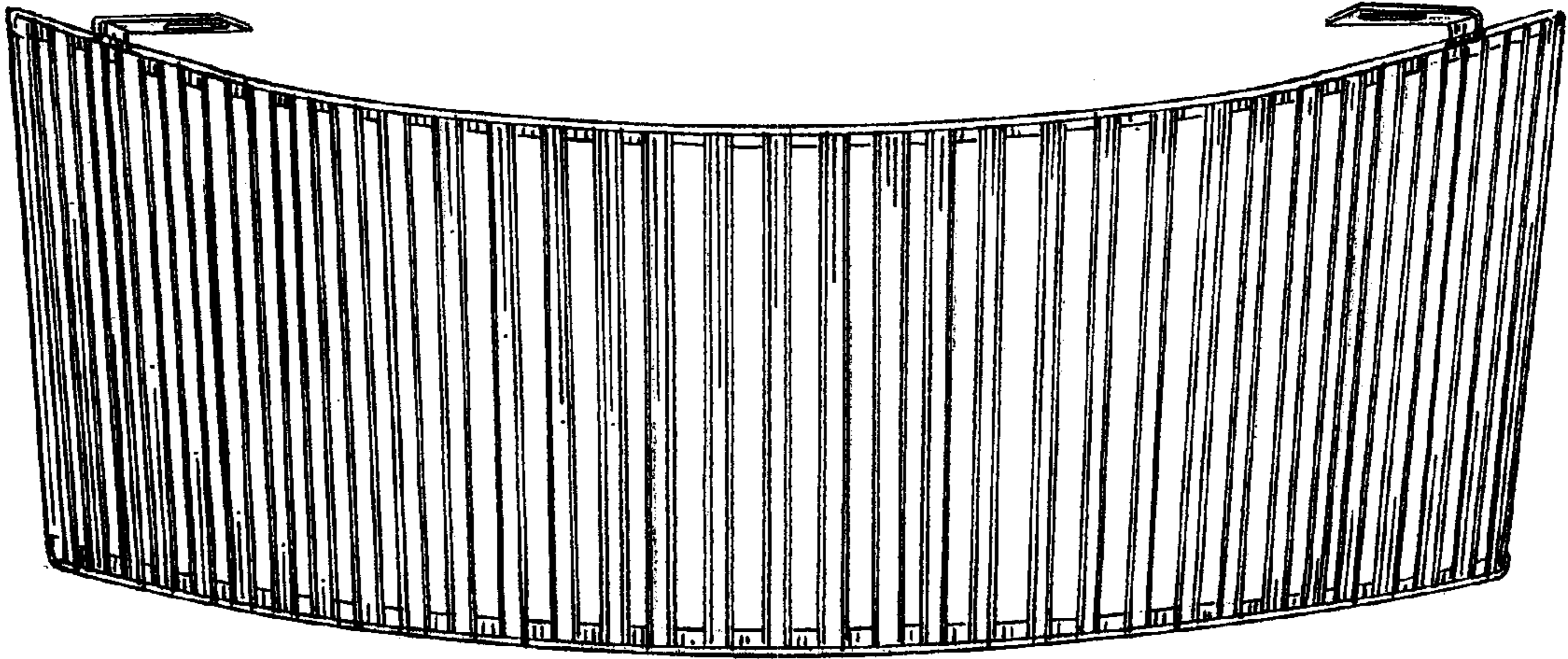
*FIG. 3*



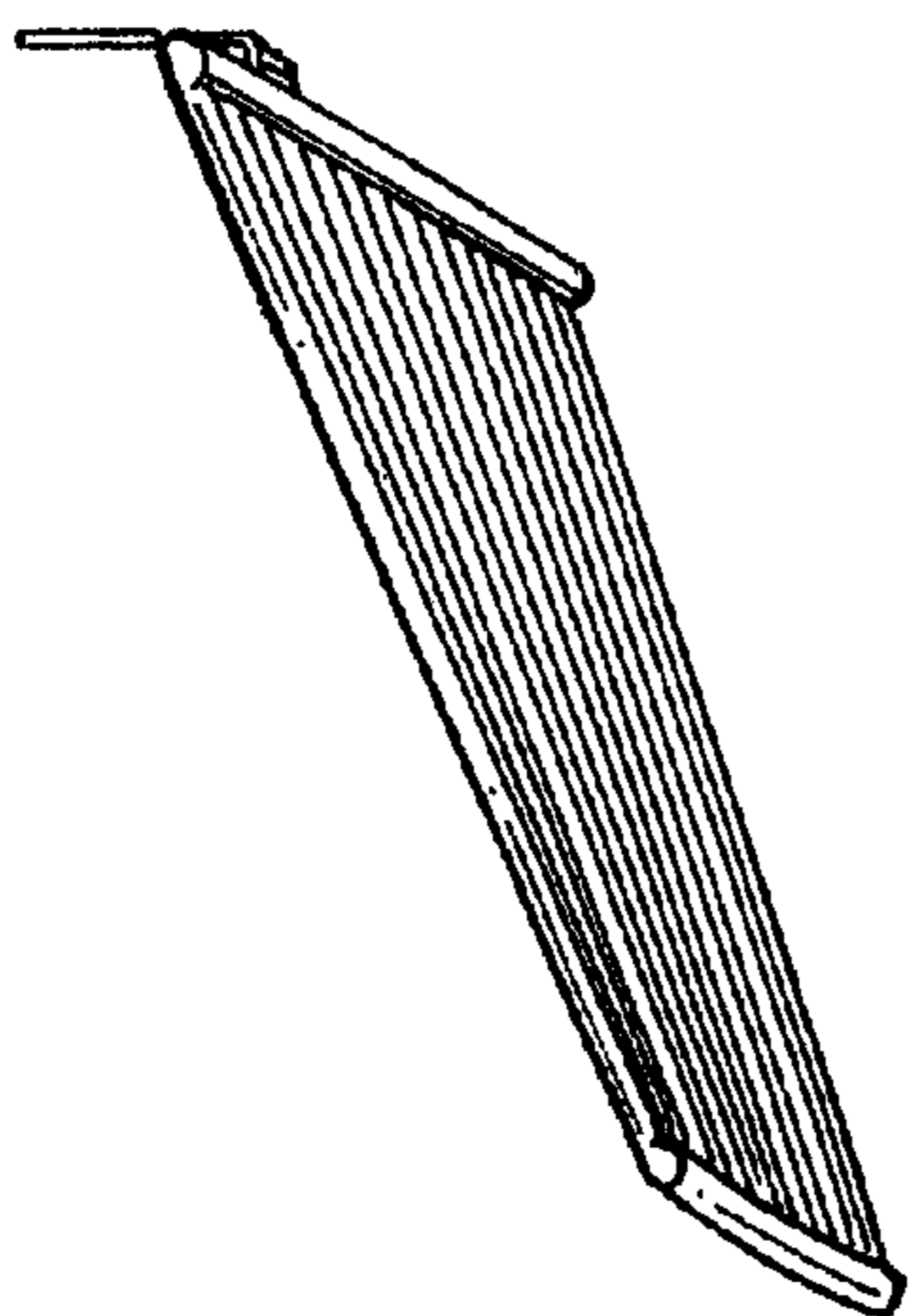
*FIG. 4*



*FIG. 5*



*FIG. 6*



*FIG. 7*

