



US00D456747S

(12) **United States Design Patent**  
**Louie**

(10) **Patent No.:** **US D456,747 S**

(45) **Date of Patent:** **\*\* May 7, 2002**

(54) **BOAT TRAILER STEP**

(76) Inventor: **Loren C Louie**, 1485 Astoria Dr.,  
Fairfield, CA (US) 94533

(\*\*) Term: **14 Years**

(21) Appl. No.: **29/138,600**

(22) Filed: **Mar. 16, 2001**

(51) **LOC (7) Cl.** ..... **12-10**

(52) **U.S. Cl.** ..... **D12/106; D12/203**

(58) **Field of Search** ..... **D12/106, 203,**  
**D12/101; 280/847, 414.1-414.3, 164.1,**  
**164.2, 163**

(56) **References Cited**

**U.S. PATENT DOCUMENTS**

1,883,994 A	10/1932	Lee	
4,056,270 A	11/1977	Greenfield	
4,943,076 A	7/1990	Tripke	
D314,735 S	* 2/1991	Godbersen	..... D12/101
D356,058 S	* 3/1995	Newton	..... D12/106

D371,336 S	7/1996	Wilson	
5,799,961 A	9/1998	Schmeets	
5,896,946 A	4/1999	Brackett	
D410,612 S	* 6/1999	Payne	..... D12/203
D448,335 S	* 9/2001	Ehnes	..... D12/203

\* cited by examiner

*Primary Examiner*—Melody N. Brown

(57) **CLAIM**

The ornamental design for a boat trailer step, as shown and described.

**DESCRIPTION**

FIG. 1 is a front elevational view of the boat trailer step of the present invention;  
FIG. 2 is a rear elevational view of the boat trailer step of FIG. 1;  
FIG. 3 is a right side elevational view of the boat trailer step of FIG. 1, the left view being a mirror image thereof; and,  
FIG. 4 is a top plan view of the boat trailer step of FIG. 1, the bottom view being a mirror image thereof.

**1 Claim, 2 Drawing Sheets**

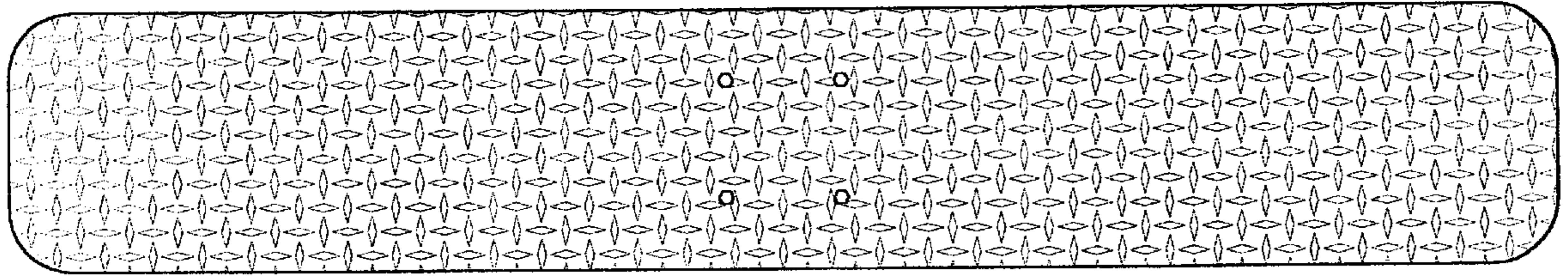


FIG. 1


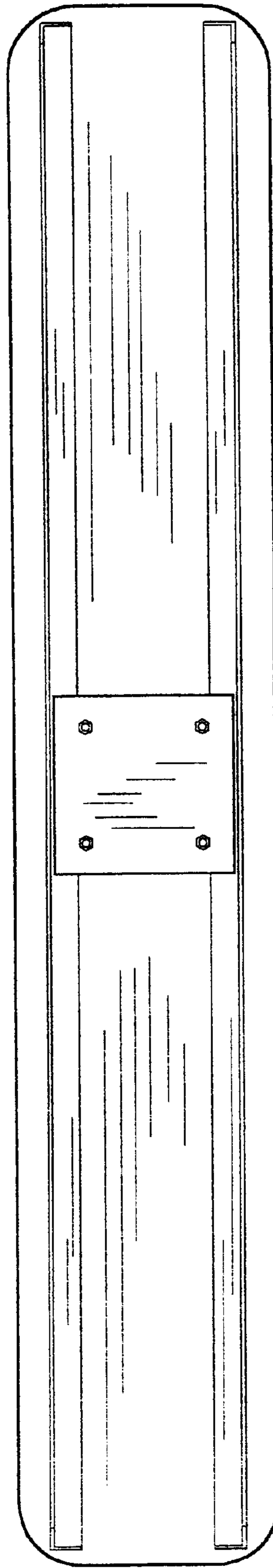


FIG. 2






FIG. 3



FIG. 4