



US00D456739S

(12) **United States Design Patent**
Hopkins

(10) **Patent No.:** **US D456,739 S**

(45) **Date of Patent:** **** May 7, 2002**

(54) **CONTAINER**

(76) **Inventor:** **Craig S. Hopkins**, 356 State Rte. 408E,
Hickory, KY (US) 42051

(**) **Term:** **14 Years**

(21) **Appl. No.:** **29/131,854**

(22) **Filed:** **Oct. 27, 2000**

(51) **LOC (7) Cl.** **11-02**

(52) **U.S. Cl.** **D11/149; D11/153; D11/154**

(58) **Field of Search** **D11/133, 143,**
D11/144, 148, 149, 152, 153, 154, 164;
47/41.01, 65.5, 65.7, 66.6, 67, 68, 71, 78;
D6/556, 557; D21/355; D27/102, 106; D34/1,
4; 273/317.3; 434/248

(56) **References Cited**

U.S. PATENT DOCUMENTS

D268,059 S	*	2/1983	Kracke	D34/4
D285,032 S	*	8/1986	Alonzo	D34/1
D304,272 S	*	10/1989	Brown	D6/557
5,025,590 A	*	6/1991	Smith	47/78

D339,890 S	*	9/1993	Montgomery	D34/4
5,495,692 A	*	3/1996	LoJacono, Jr.	47/78
5,709,385 A	*	1/1998	Fitpatrick et al.	273/317.3
6,085,461 A	*	7/2000	Brisson et al.	47/78

* cited by examiner

Primary Examiner—Doris V. Coles

Assistant Examiner—Mimosa De

(74) *Attorney, Agent, or Firm*—James C. Eaves, Jr.;
Greenebaum Doll & McDonald PLLC

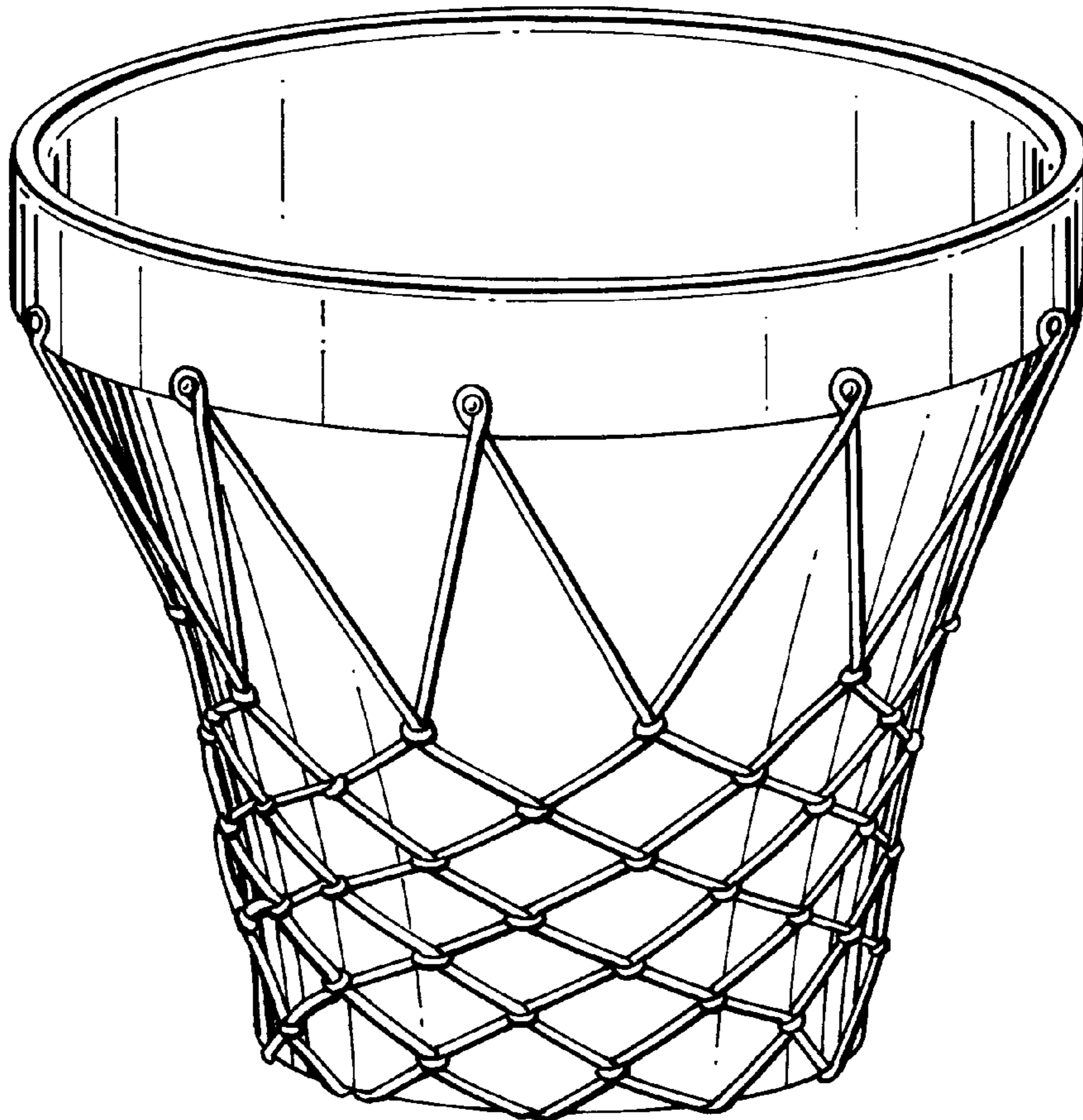
(57) **CLAIM**

The ornamental design for a container, as shown and described.

DESCRIPTION

FIG. 1 is a top perspective view of a container made in accordance with the present invention;
FIG. 2 is a top view of the container of FIG. 1;
FIG. 3 is a bottom view of the container of FIG. 1; and,
FIG. 4 is a side view of the container of FIG. 1, the front, rear and additional side views being identical.

1 Claim, 4 Drawing Sheets



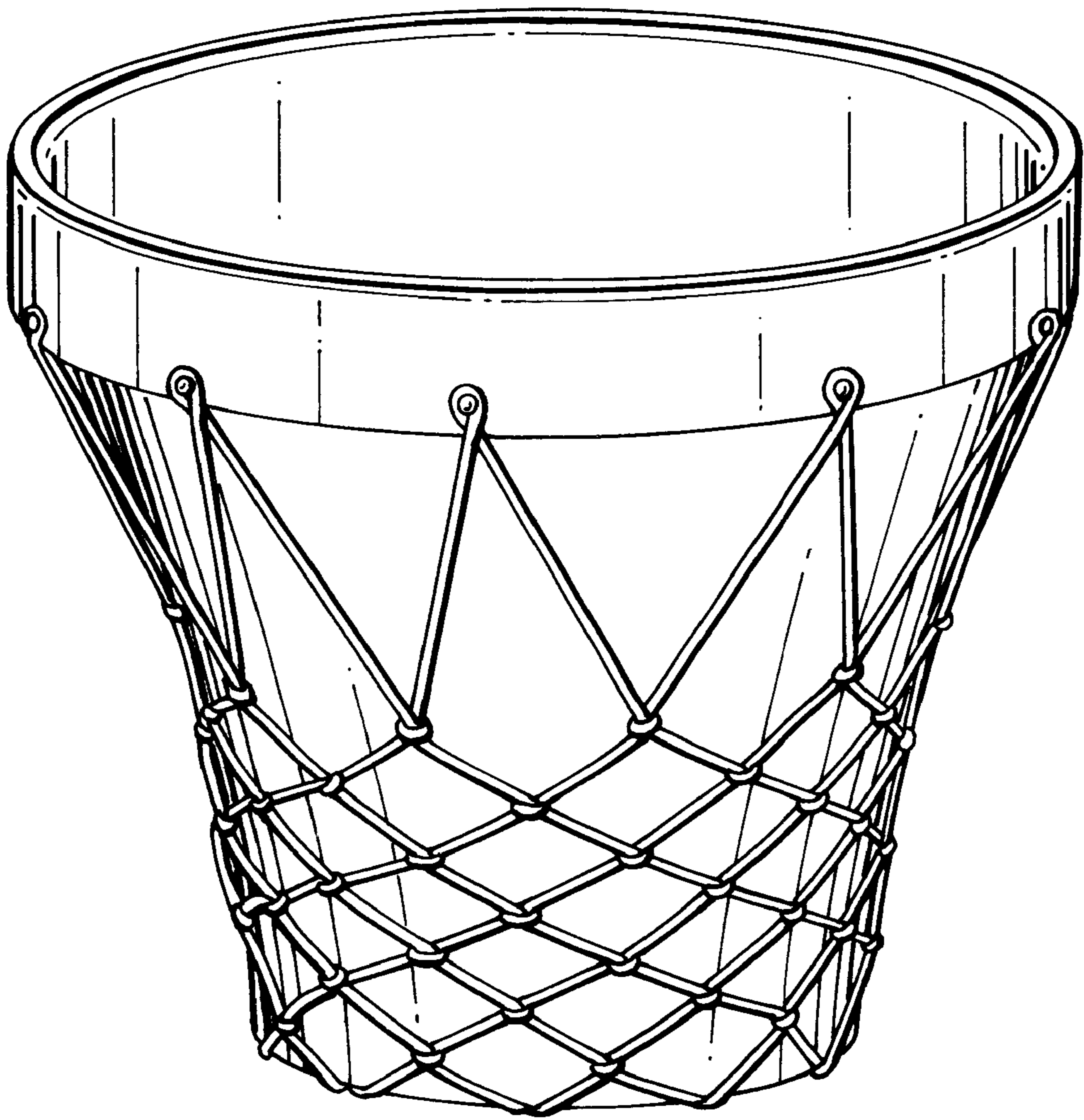


FIG. 1

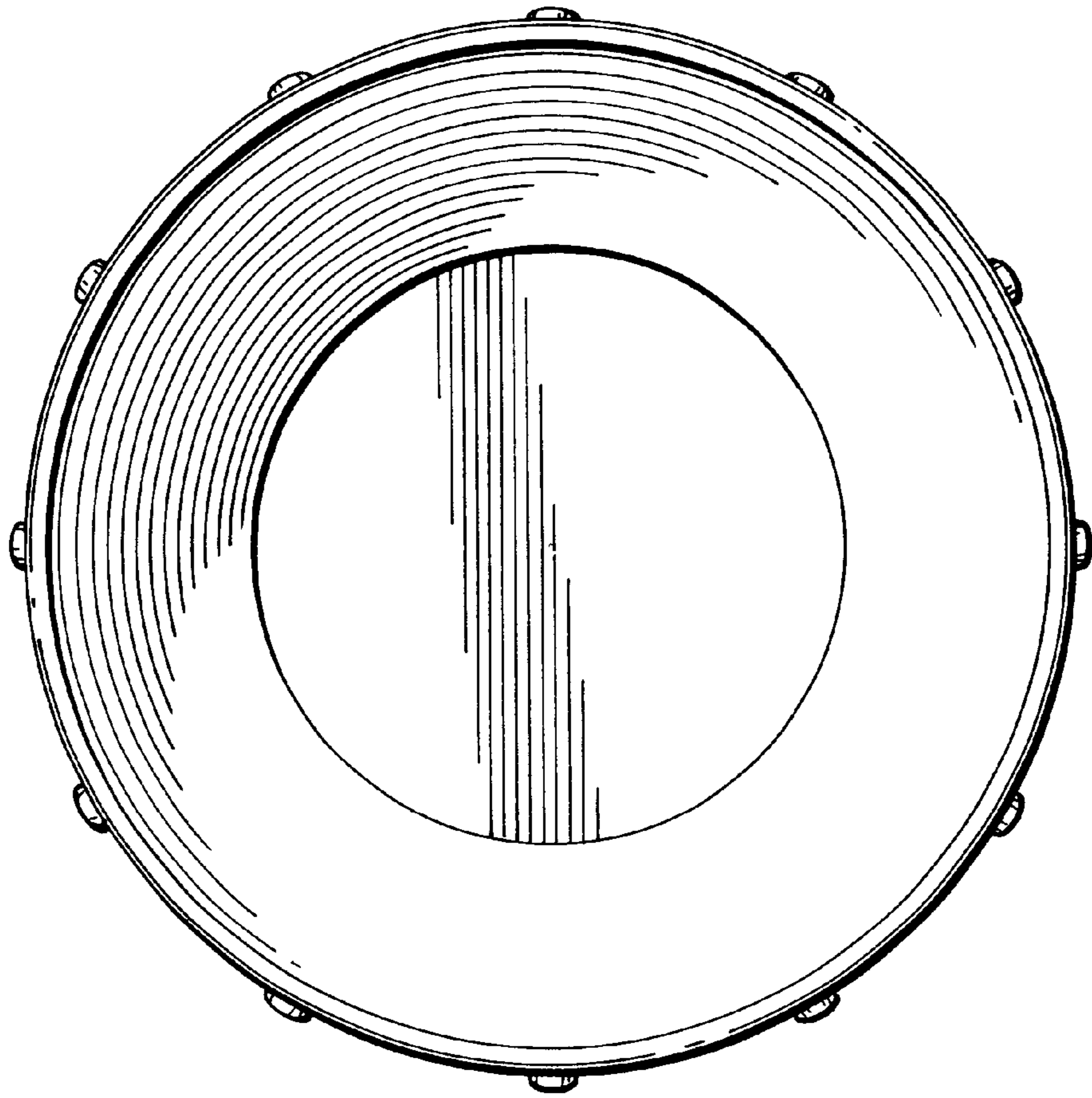


FIG. 2




FIG. 3

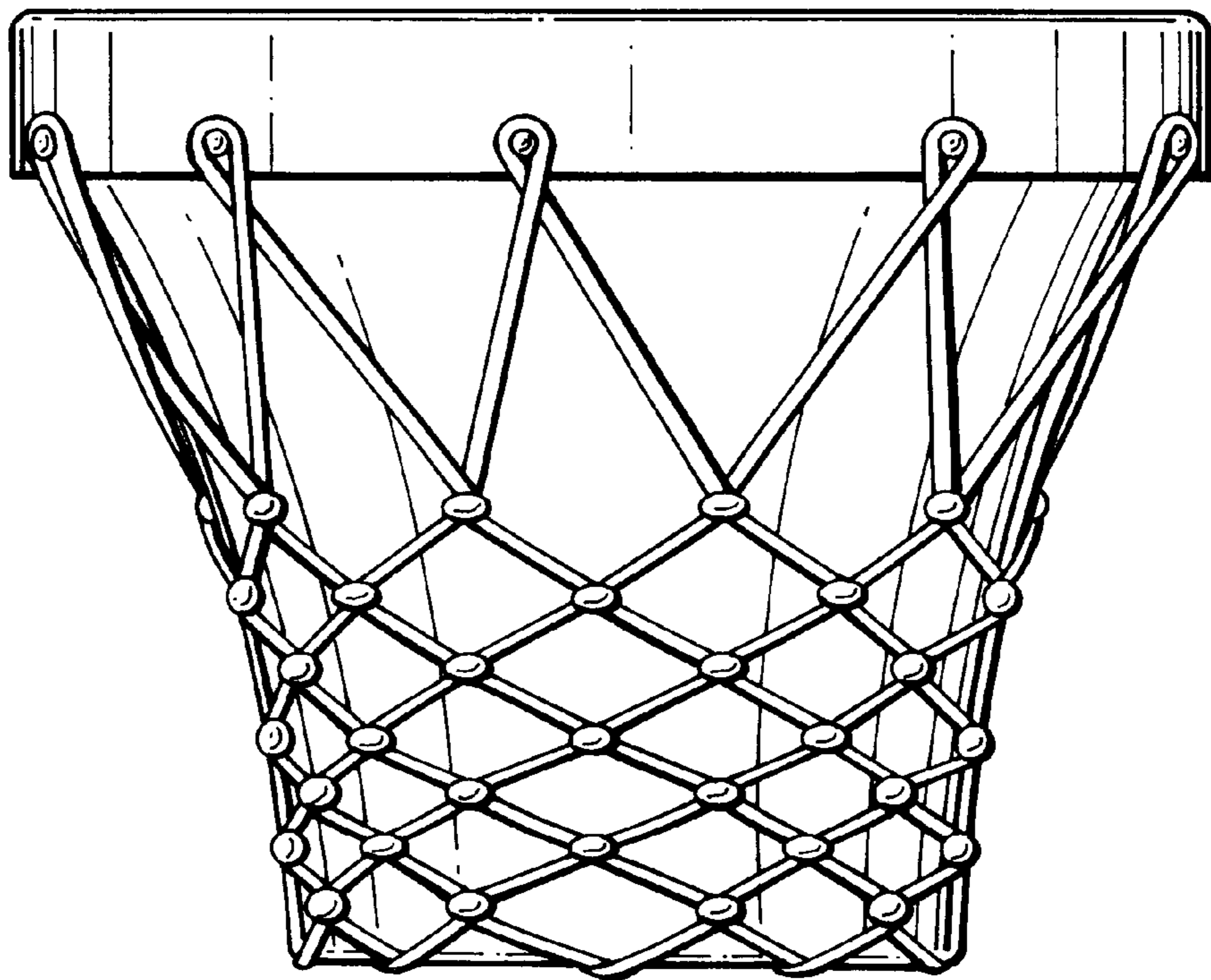


FIG. 4