



US00D456734S

(12) **United States Design Patent**
Stewart

(10) **Patent No.:** **US D456,734 S**

(45) **Date of Patent:** **** May 7, 2002**

(54) **SOLITAIRE RING**

(76) **Inventor:** **Erik Stewart**, 3230 N. Longfellow Ave., Tucson, AZ (US) 85712

(**) **Term:** **14 Years**

(21) **Appl. No.:** **29/143,479**

(22) **Filed:** **Jun. 14, 2001**

(51) **LOC (7) Cl.** **11-01**

(52) **U.S. Cl.** **D11/27**

(58) **Field of Search** D11/26-39, 3,
D11/56; 63/15, 15.1, 15.2, 15.3, 15.4, 15.45,
15.5, 15.6, 15.65, 15.7, 15.8, 15.9, 26-28,
3

(56) **References Cited**

U.S. PATENT DOCUMENTS

D113,692 S	*	3/1939	Wittmayer	D11/26
D176,522 S	*	1/1956	Katz	D11/28
D229,086 S	*	11/1973	Bellamy	D11/28
D332,236 S	*	1/1993	Jakeway	D11/65
D379,600 S	*	6/1997	Gardner	D11/27
D438,137 S	*	2/2001	Grisoni	D11/26
D445,057 S	*	7/2001	Chanaratsopon et al.	D11/27
D451,423 S	*	12/2001	Ambar	D11/34

OTHER PUBLICATIONS

Platinum Guild International USA; Platinum Edition VI catalog; p. 121; rings center of page.*
Platinum Guild International USA; Platinum Edition VI catalog; p. 146; ring center of page.*

Platinum Guild International USA; Platinum Edition VII catalog; p. 23; ring, top center on page.*

Platinum Guild International USA; Platinum Edition VII catalog; p. 29; ring, center left on page.*

Platinum Guild International USA; Platinum Edition VII catalog; p. 70; ring, center left on page.*

Platinum Guild International USA; Platinum Edition VII catalog; p. 102; ring, lower right corner.*

* cited by examiner

Primary Examiner—Cathy Anne MacCormac
(74) *Attorney, Agent, or Firm*—David B. Waller

(57) **CLAIM**

The ornamental design for a solitaire ring, as shown in the figures.

DESCRIPTION

FIG. 1 is a right side elevational view of a solitaire ring showing my new design;


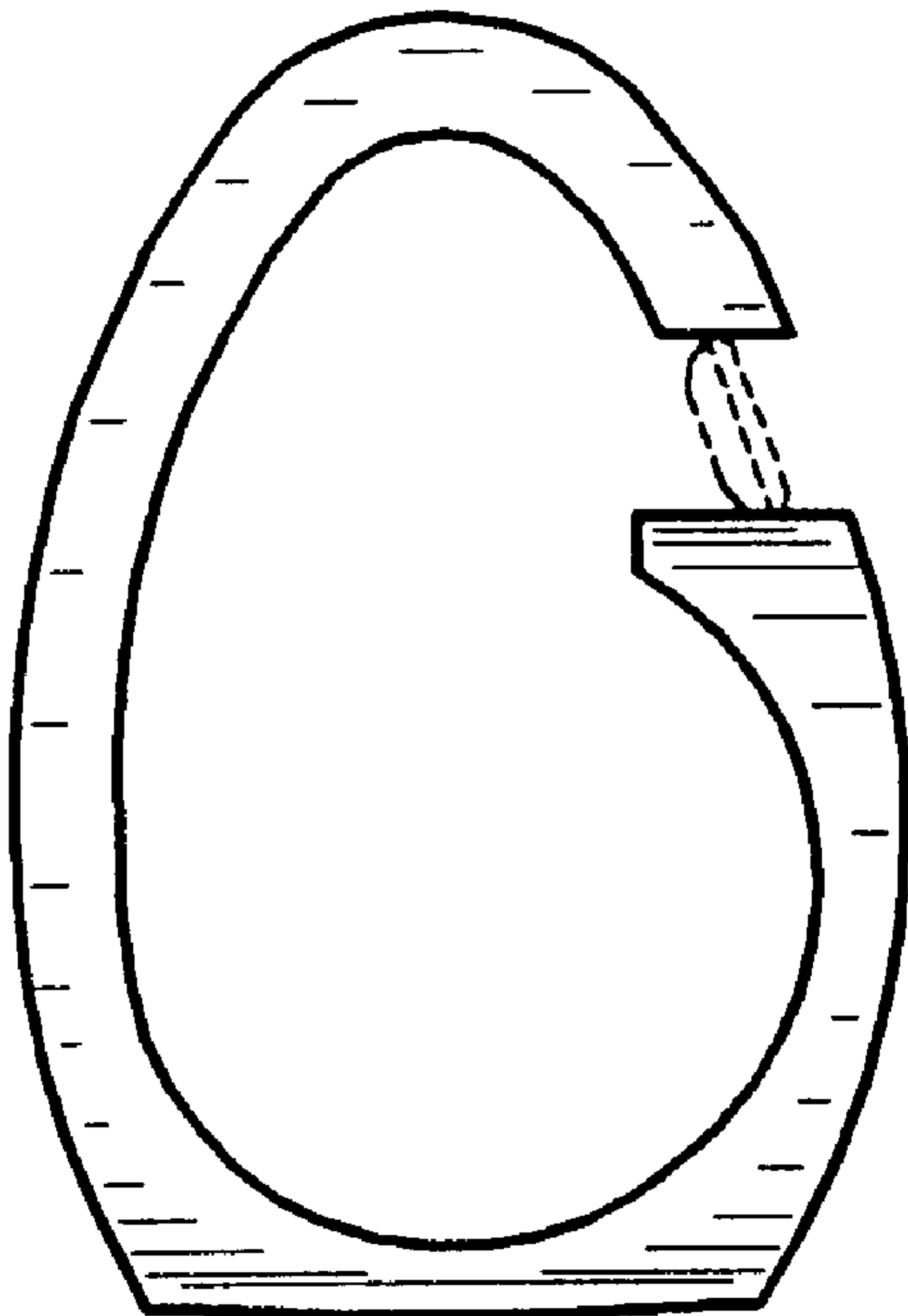
FIG. 2 is a front elevational view of the solitaire ring of FIG. 1;

FIG. 3 is a top plan view of the solitaire ring of FIG. 1;

FIG. 4 is a rear elevational view of the solitaire ring of FIG. 1; and,

FIG. 5 is a bottom plan view of the solitaire ring of FIG. 1. The broken lines in FIGS. 1 and 2 are for illustrative purposes only and form no part of the claimed design.

1 Claim, 1 Drawing Sheet



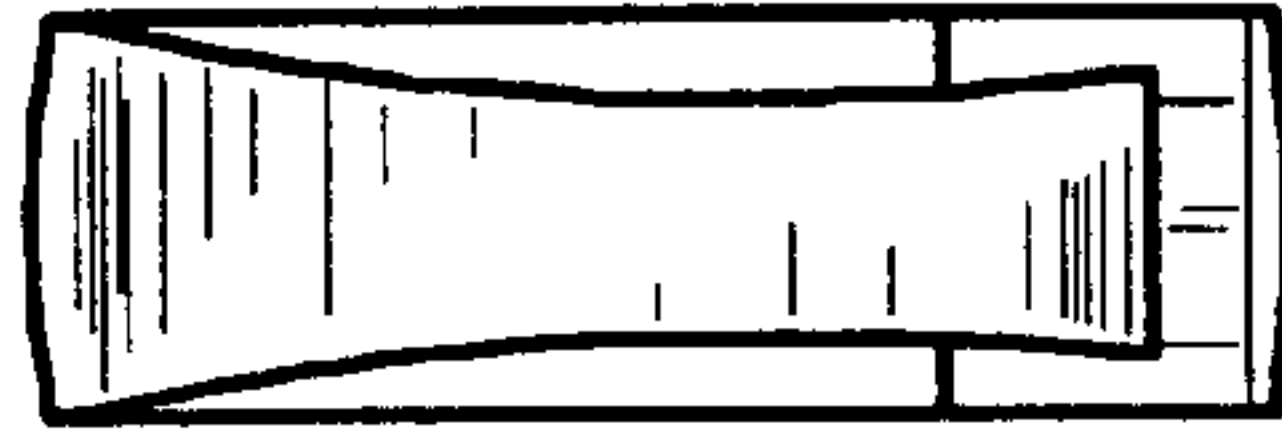


FIG. 3

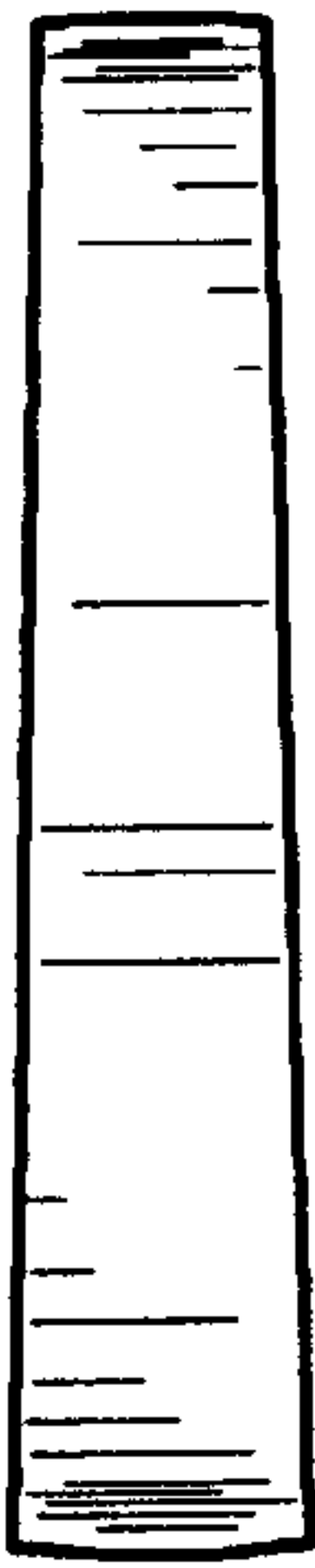


FIG. 4

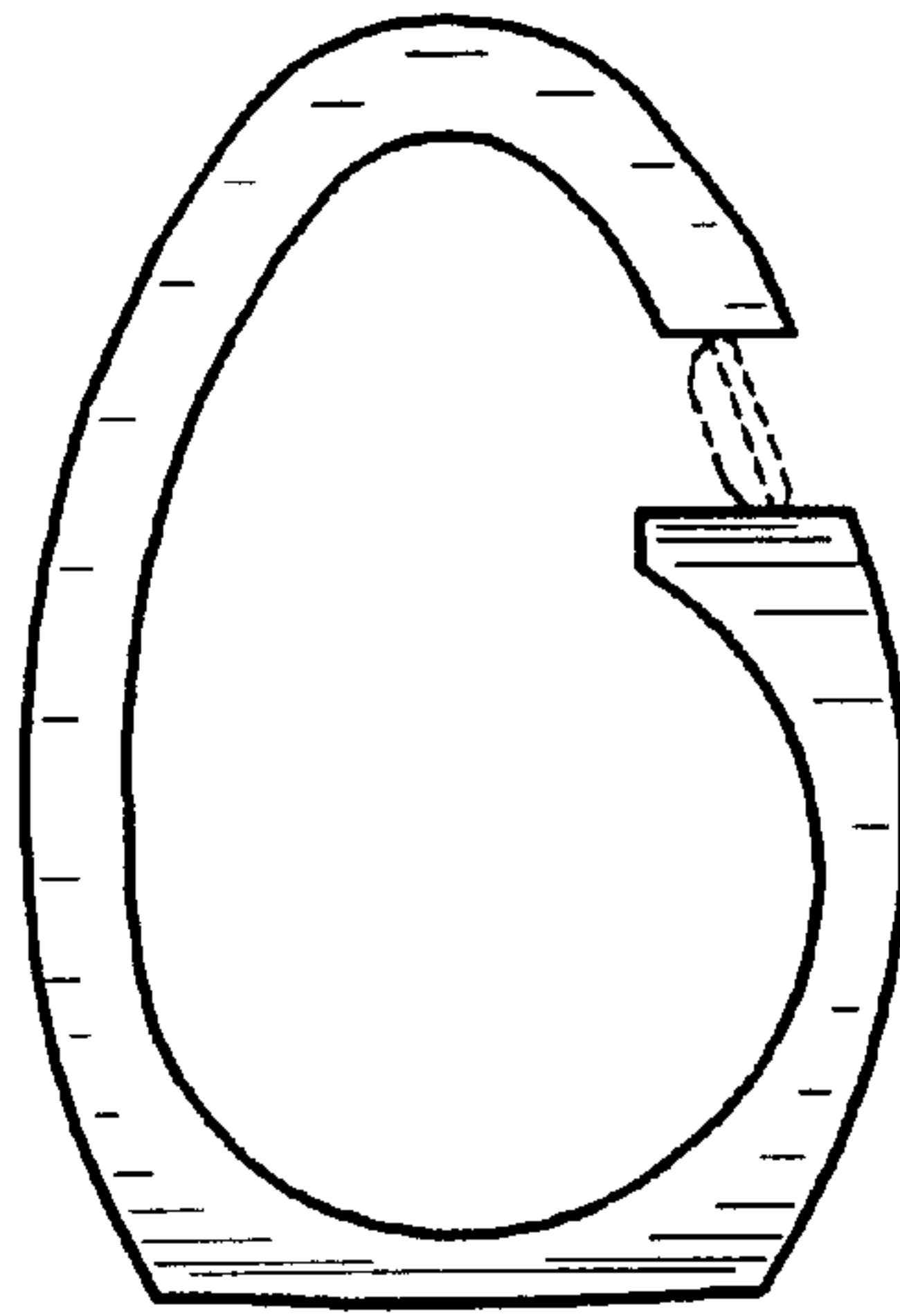


FIG. 1

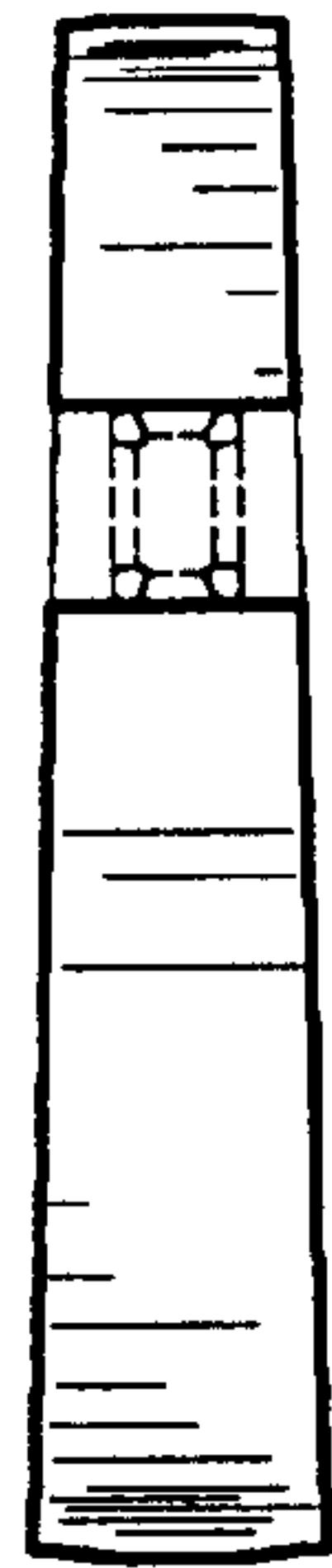


FIG. 2




FIG. 5