



US00D456726S

(12) **United States Design Patent**  
**Finazzi**

(10) **Patent No.:** **US D456,726 S**

(45) **Date of Patent:** **\*\* May 7, 2002**

(54) **WATCH**

(75) **Inventor:** **Pierre-André Finazzi, La**  
**Chaux-de-Fonds (CH)**

(73) **Assignee:** **Waltham International SA, Marin**  
**(CH)**

(\*\*) **Term:** **14 Years**

(21) **Appl. No.:** **29/142,196**

(22) **Filed:** **May 22, 2001**

(30) **Foreign Application Priority Data**

Nov. 30, 2000 (XH) ..... DMA/005103

(51) **LOC (7) Cl.** ..... **10-02**

(52) **U.S. Cl.** ..... **D10/39**

(58) **Field of Search** ..... D10/30-39, 122-132;  
368/281-282, 276-277, 285

(56) **References Cited**

**U.S. PATENT DOCUMENTS**

D250,750 S \* 1/1979 Perrin ..... D10/39  
D267,237 S \* 12/1982 Kanoui ..... D10/39

D400,445 S \* 11/1998 Voegeli ..... D10/32  
D410,199 S \* 5/1999 Calvani ..... D10/39  
D413,070 S \* 8/1999 Charriol ..... D10/30

**OTHER PUBLICATIONS**

Timepieces—Oct. 1989—p. 16—Watch at top.\*

\* cited by examiner

*Primary Examiner*—Nelson C. Holtje

(74) *Attorney, Agent, or Firm*—Sughrue Mion, PLLC

(57) **CLAIM**

The ornamental design for a watch, as shown.

**DESCRIPTION**

FIG. 1 is a perspective view of the front and one side of a watch showing my new design.

FIG. 2 is a front view thereof;

FIG. 3 is a rear view thereof;

FIG. 4 is a side view of said one side thereof;

FIG. 5 is a side view of the opposite side thereof;

FIG. 6 is an end view of one end thereof; and,

FIG. 7 is an end view of the opposite end thereof.

**1 Claim, 2 Drawing Sheets**



FIG. 1




FIG. 2



FIG. 3




FIG. 4




FIG. 6




FIG. 5




FIG. 7

