



US00D456711S

(12) **United States Design Patent**
Kusumi

(10) **Patent No.:** **US D456,711 S**

(45) **Date of Patent:** **** May 7, 2002**

(54) **PACKAGE FOR A MEDICAL PATCH**

(75) **Inventor:** **Shigeo Kusumi**, Tokyo (JP)

(73) **Assignee:** **Hisamitsu Pharmaceutical Co., Inc.**,
Tosu (JP)

(**) **Term:** **14 Years**

(21) **Appl. No.:** **29/127,091**

(22) **Filed:** **Aug. 1, 2000**

(30) **Foreign Application Priority Data**

Apr. 11, 2000 (JP) 2000-009425

(51) **LOC (7) Cl.** **09-03**

(52) **U.S. Cl.** **D9/432**

(58) **Field of Search** D9/307, 337, 346,
D9/430, 432, 433, 499, 314; 206/363, 438,
440, 570, 575; 229/100, 124, 126, 128

(56) **References Cited**

U.S. PATENT DOCUMENTS

D126,826 S * 4/1941 Lane
D205,815 S * 9/1966 Binstead D80/5

D343,353 S * 1/1994 Campbell D9/337
D364,805 S * 12/1995 Hata D9/432
D394,000 S * 5/1998 Rowe et al. D9/337
D396,806 S * 8/1998 Burke et al. D9/434

* cited by examiner

Primary Examiner—Ted Shooman

Assistant Examiner—Daniel Bui

(74) *Attorney, Agent, or Firm*—Leydig, Voit, & Mayer, Ltd.

(57) **CLAIM**

The ornamental design for a package for a medical patch, as shown and described.

DESCRIPTION

FIG. 1 is a perspective view of a package for a medical patch;
FIG. 2 is a front view of the package;
FIG. 3 is rear view of the package;
FIG. 4 is a top view of the package;
FIG. 5 is a bottom view of the package;
FIG. 6 is a left side view of the package; and,
FIG. 7 is a right side view of the package.

1 Claim, 7 Drawing Sheets

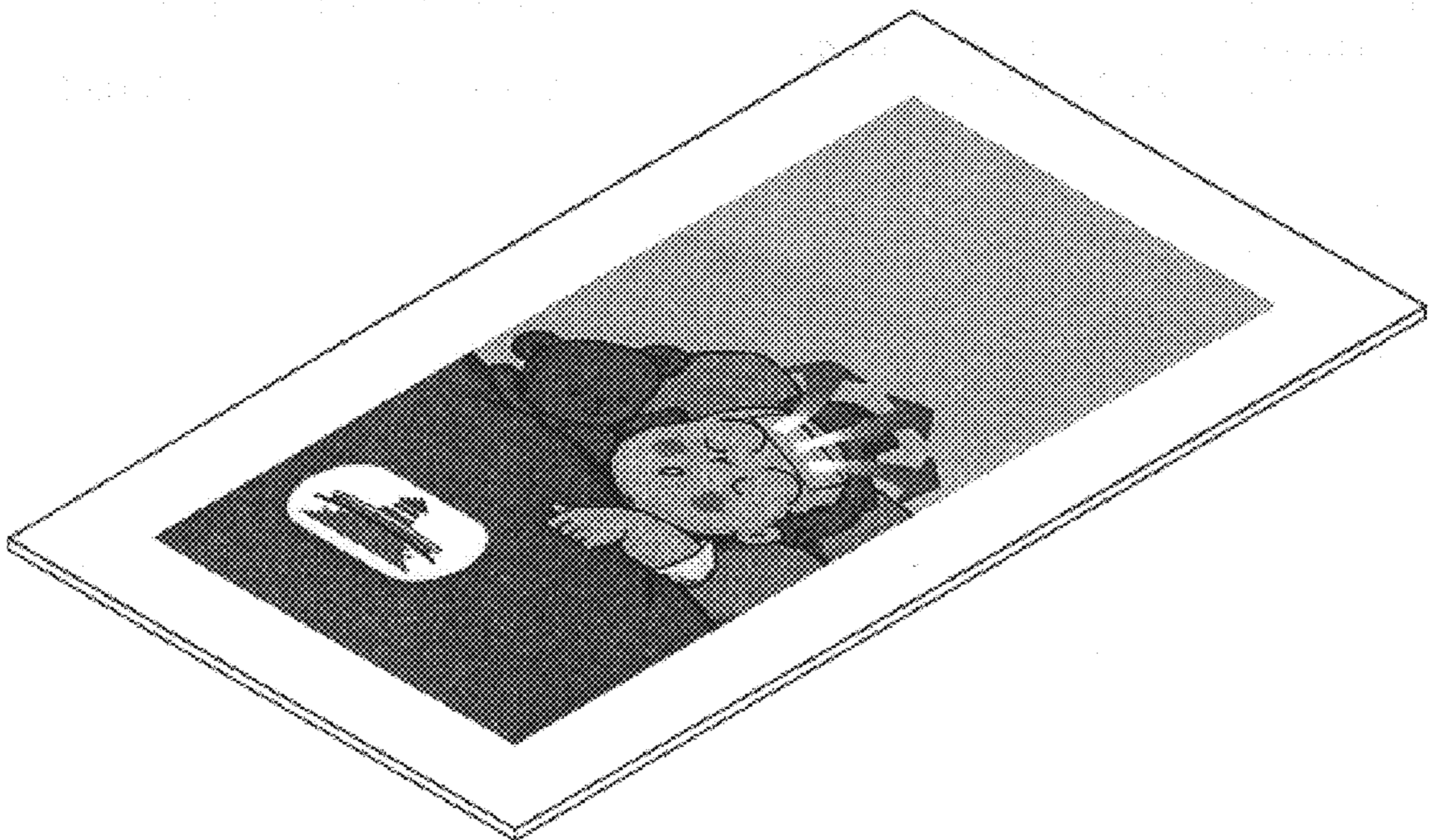


Fig. 1




Fig. 2

FIG. 2 is a perspective view of the toy piggy bank of the present invention, showing the piggy bank in a closed position. The piggy bank is a pig-shaped container with a coin slot on its side and a coin opening on its back. The piggy bank is shown in a closed position, with the coin opening covered by a lid. The piggy bank is shown in a perspective view, with the coin slot on the left and the coin opening on the right. The piggy bank is shown in a closed position, with the coin opening covered by a lid. The piggy bank is shown in a perspective view, with the coin slot on the left and the coin opening on the right.

FIG. 2 is a perspective view of the toy piggy bank of the present invention, showing the piggy bank in a closed position. The piggy bank is a pig-shaped container with a coin slot on its side and a coin opening on its back. The piggy bank is shown in a closed position, with the coin opening covered by a lid. The piggy bank is shown in a perspective view, with the coin slot on the left and the coin opening on the right. The piggy bank is shown in a closed position, with the coin opening covered by a lid. The piggy bank is shown in a perspective view, with the coin slot on the left and the coin opening on the right.




Fig.3

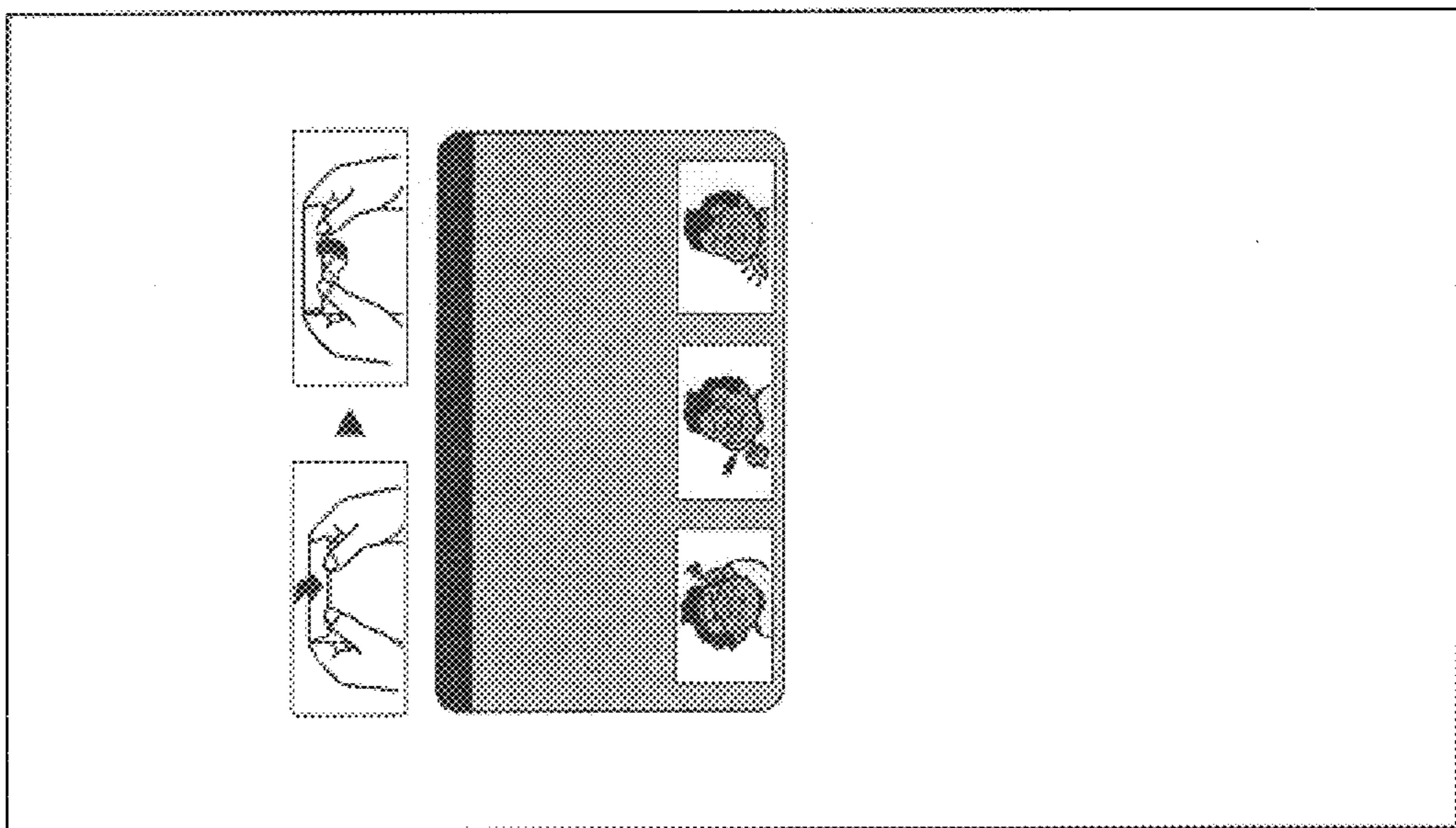


Fig.4




Fig.5




Fig. 6



Fig. 7

