



US00D456703S

(12) **United States Design Patent**
Sornsriwichai

(10) **Patent No.:** **US D456,703 S**

(45) **Date of Patent:** **** May 7, 2002**

(54) **COMBINED DOOR STOP AND DOOR HUNG SIGN**

(75) Inventor: **Kunlanath Sornsriwichai**, Chiang Mai Province (TH)

(73) Assignee: **Propagandist Co., Ltd.**, Bangkok (TH)

(**) Term: **14 Years**

(21) Appl. No.: **29/130,591**

(22) Filed: **Oct. 4, 2000**

(30) **Foreign Application Priority Data**

Jun. 19, 2000 (TH) 058408

(51) **LOC (7) Cl.** **08-09**

(52) **U.S. Cl.** **D8/402; D20/42**

(58) **Field of Search** D8/402; D20/19, D20/42, 43; 40/331, 599; 292/342, 343, DIG. 15; 16/82, 85, 86 A, 86 R, DIG. 17

(56) **References Cited**

U.S. PATENT DOCUMENTS

4,422,852 A * 12/1983 Mathias 40/331 X
D316,877 S * 5/1991 Mitchell D20/43
D429,286 S * 8/2000 Luciani et al. D20/42

* cited by examiner

Primary Examiner—Jennifer Rivard
(74) *Attorney, Agent, or Firm*—Knobbe, Martens, Olson & Bear, LLP

(57) **CLAIM**

The ornamental design for a combined door stop and door hung sign, as shown and described.

DESCRIPTION

FIG. 1 is a front elevational view of a combined door stop and door hung sign of the present invention;

FIG. 2 is a rear elevational view of the combined door stop and door hung sign of FIG. 1;

FIG. 3 is a right side elevational view of the combined door stop and door hung sign of FIG. 1;


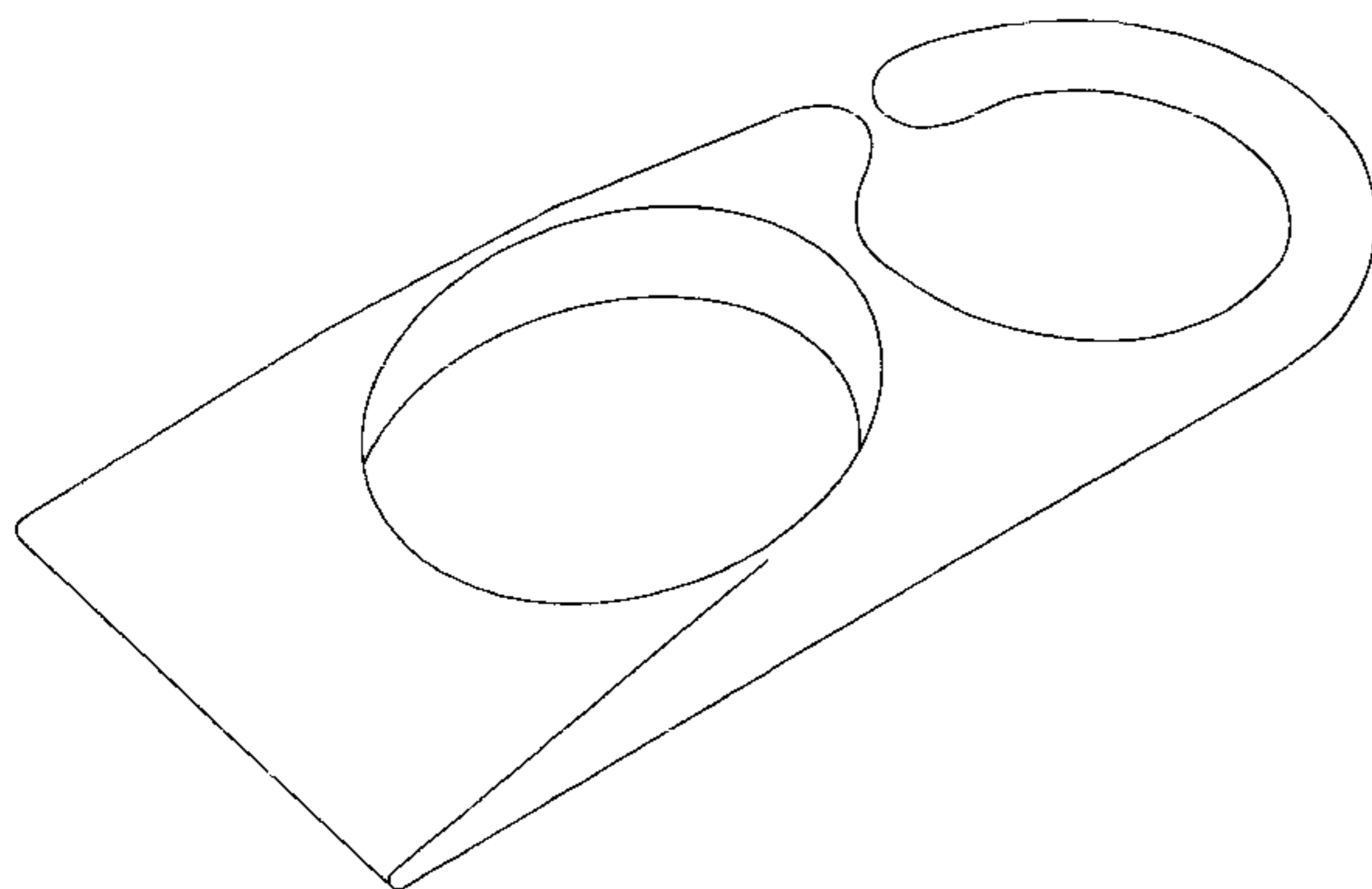
FIG. 4 is a top plan view of the combined door stop and door hung sign of FIG. 1;

FIG. 5 is a bottom plan view of the combined door stop and door hung sign of FIG. 1;

FIG. 6 is a front perspective view of the combined door stop and door hung sign of FIG. 1; and,

FIG. 7 is a rear perspective view of the combined door stop and door hung sign of FIG. 1.

1 Claim, 6 Drawing Sheets



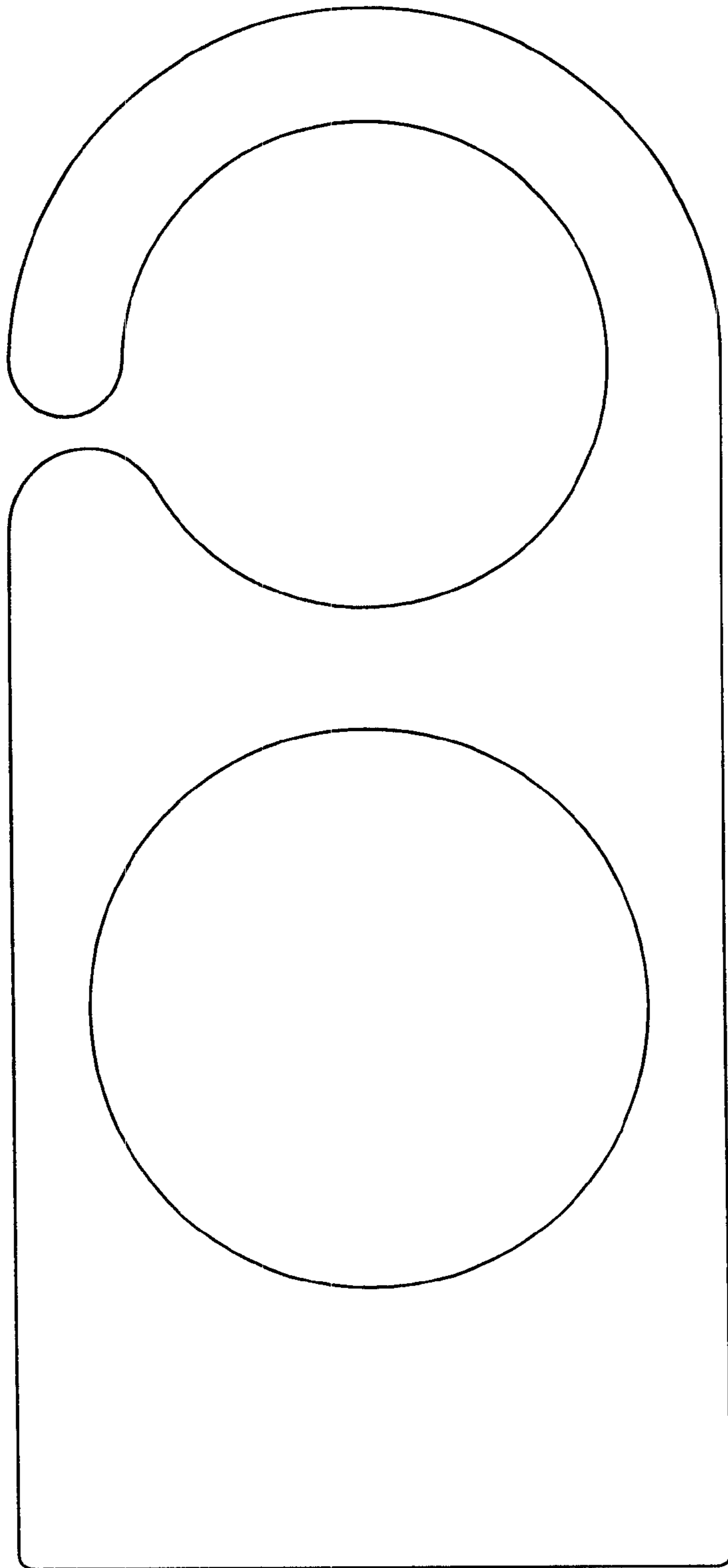


FIG. 1




FIG. 2

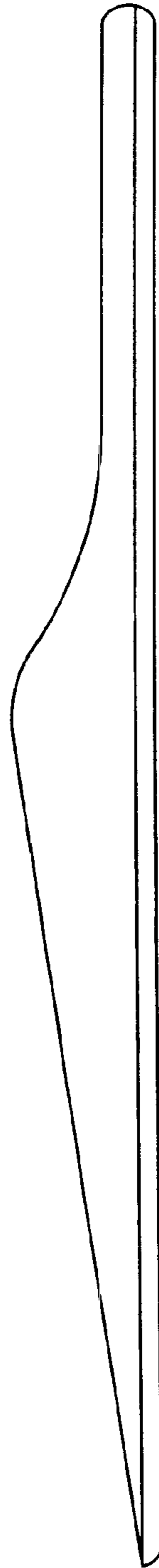


FIG. 3



FIG. 4




FIG. 5

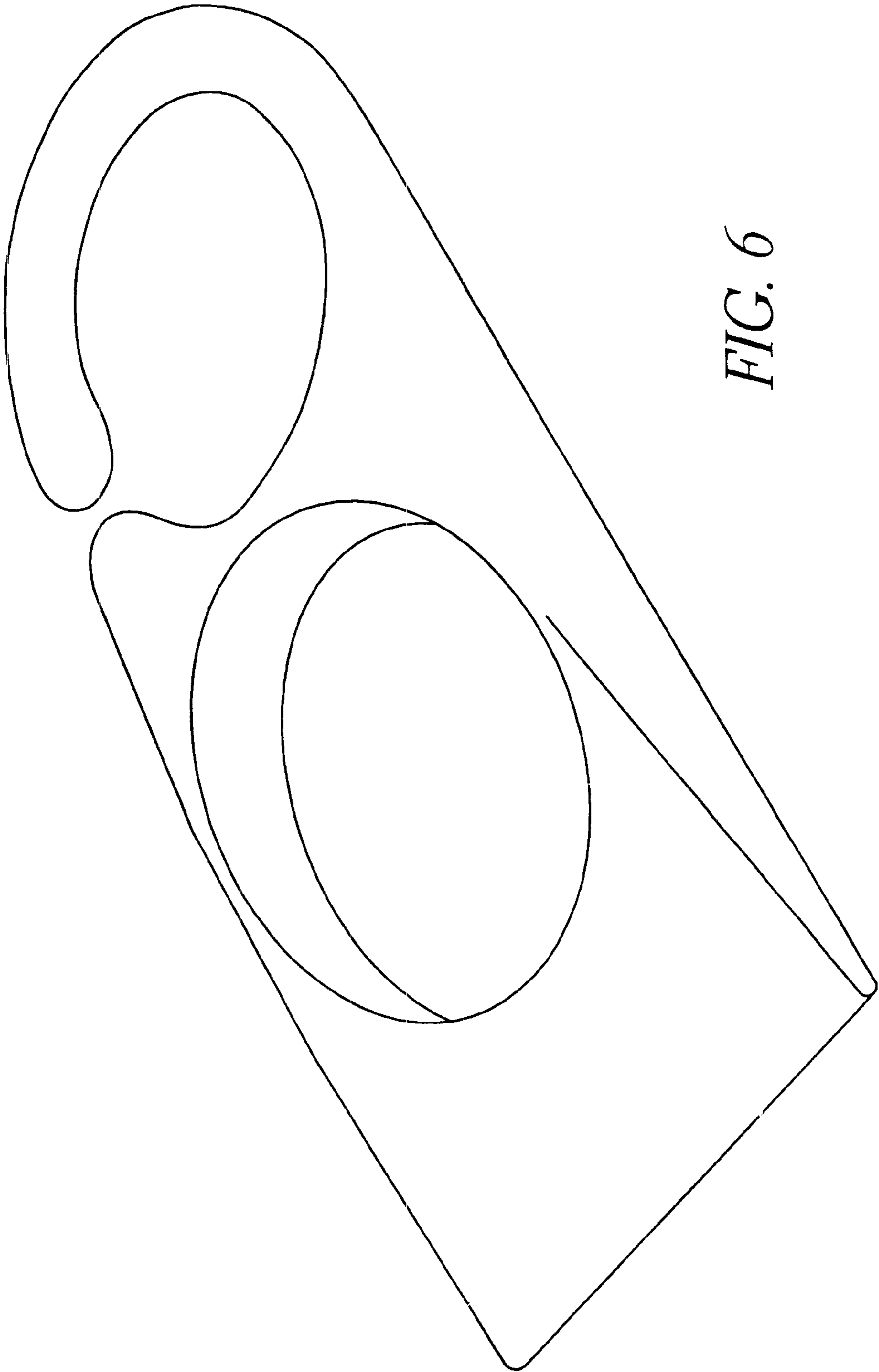


FIG. 6




FIG. 7