



US00D456696S

(12) **United States Design Patent**  
**Samelson**

(10) **Patent No.:** **US D456,696 S**

(45) **Date of Patent:** **\*\* May 7, 2002**

(54) **ROLLER SHOWER CURTAIN HOOK**

(76) Inventor: **David Samelson**, 3 Fairfield Dr.,  
Morristown, NJ (US) 07960

(\*\*) Term: **14 Years**

(21) Appl. No.: **29/146,122**

(22) Filed: **Aug. 6, 2001**

(51) **LOC (7) Cl.** ..... **08-05**

(52) **U.S. Cl.** ..... **D8/367**

(58) **Field of Search** ..... D8/367, 369, 370,  
D8/371, 372, 352; D6/323, 324, 320, 566,  
567, 547; 248/301, 304, 339, 215; 160/349.1,  
349.2, 348, 388

(56) **References Cited**

**U.S. PATENT DOCUMENTS**

D211,971 S	*	8/1968	Lasko	.....	D8/372
D244,883 S	*	6/1977	Rohrmuller	.....	D8/370
D350,279 S		9/1994	Tate		
D404,639 S		1/1999	Samelson		
D441,276 S	*	5/2001	Ho	.....	D8/367

\* cited by examiner

*Primary Examiner*—Pamela Burgess  
*(74) Attorney, Agent, or Firm*—James & Franklin, LLP;  
Robert L. Epstein; Harold James

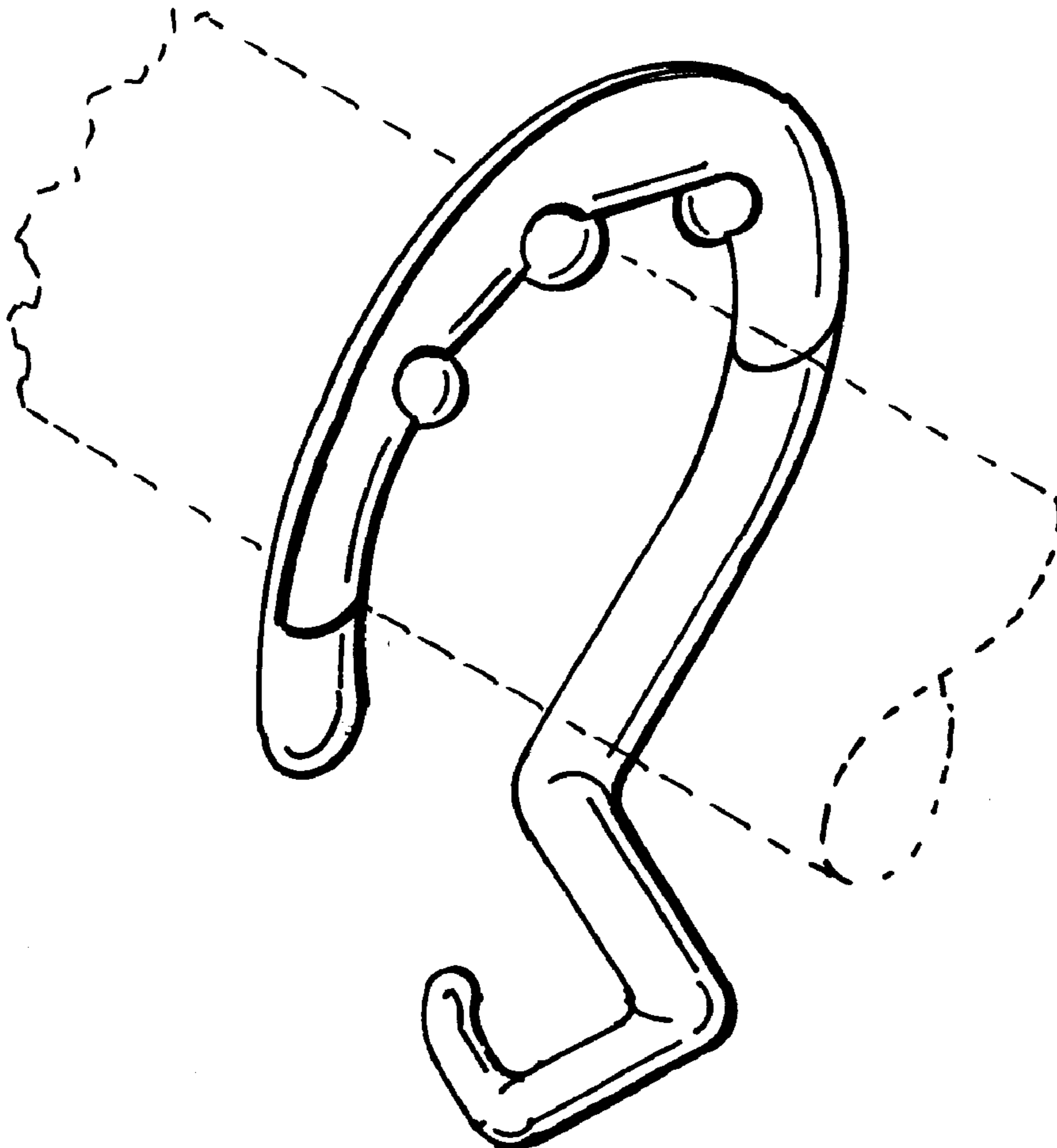
(57) **CLAIM**

The ornamental design for a roller shower curtain hook, as shown and described.

**DESCRIPTION**

FIG. 1 is an isometric view of a roller shower curtain hook showing my new design;  
FIG. 2 is a side elevational view thereof;  
FIG. 3 is a top plan view thereof;  
FIG. 4 is a side elevational view thereof, showing the opposite side of FIG. 2;  
FIG. 5 is a bottom plan view thereof;  
FIG. 6 is front elevational view thereof; and,  
FIG. 7 is a rear elevational view thereof.  
The broken lines showing a rod in FIGS. 1, 2 and 4 are for illustrative purposes only and form no part of the claimed design.

**1 Claim, 4 Drawing Sheets**



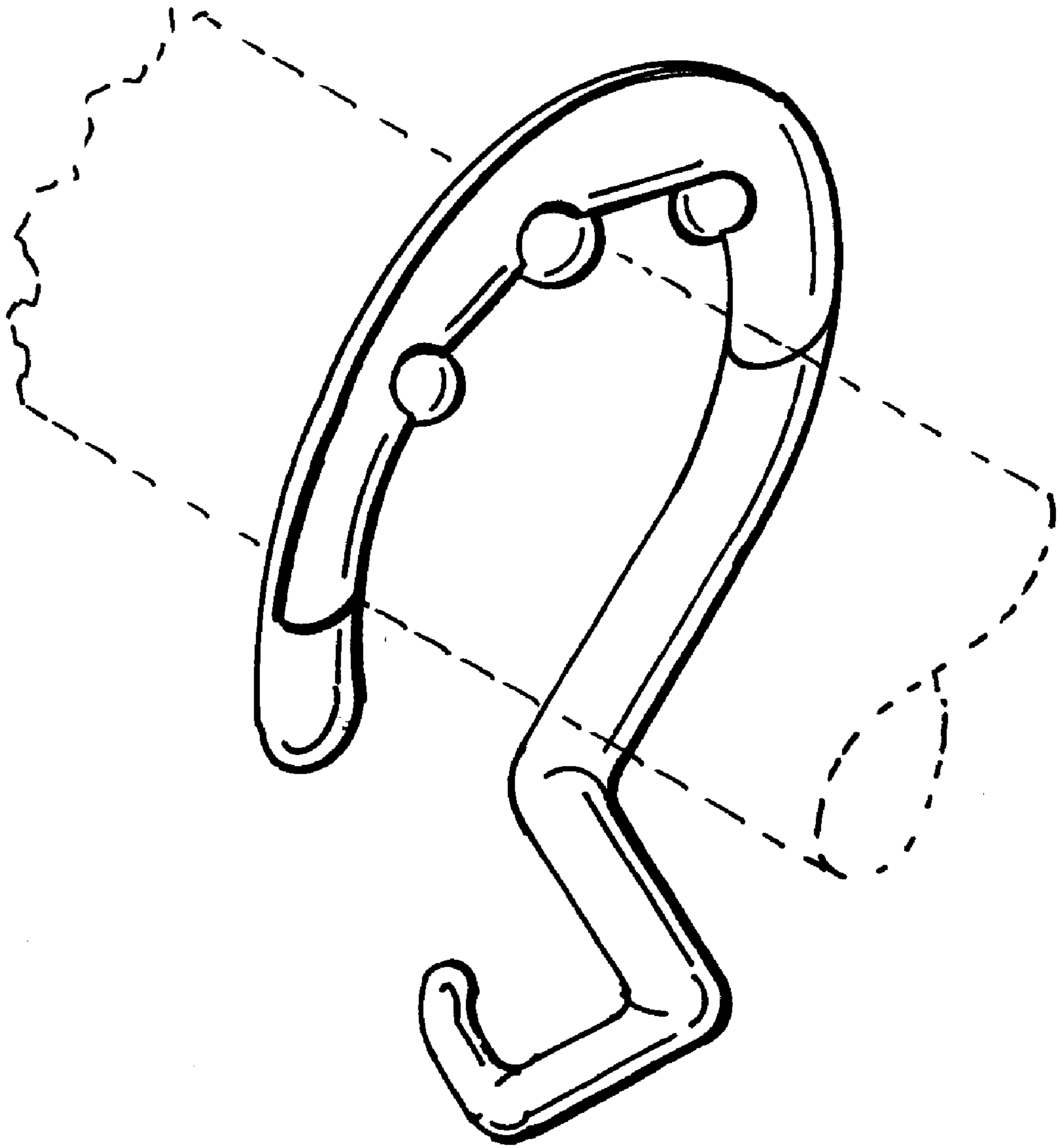


FIG. 1

FIG. 2


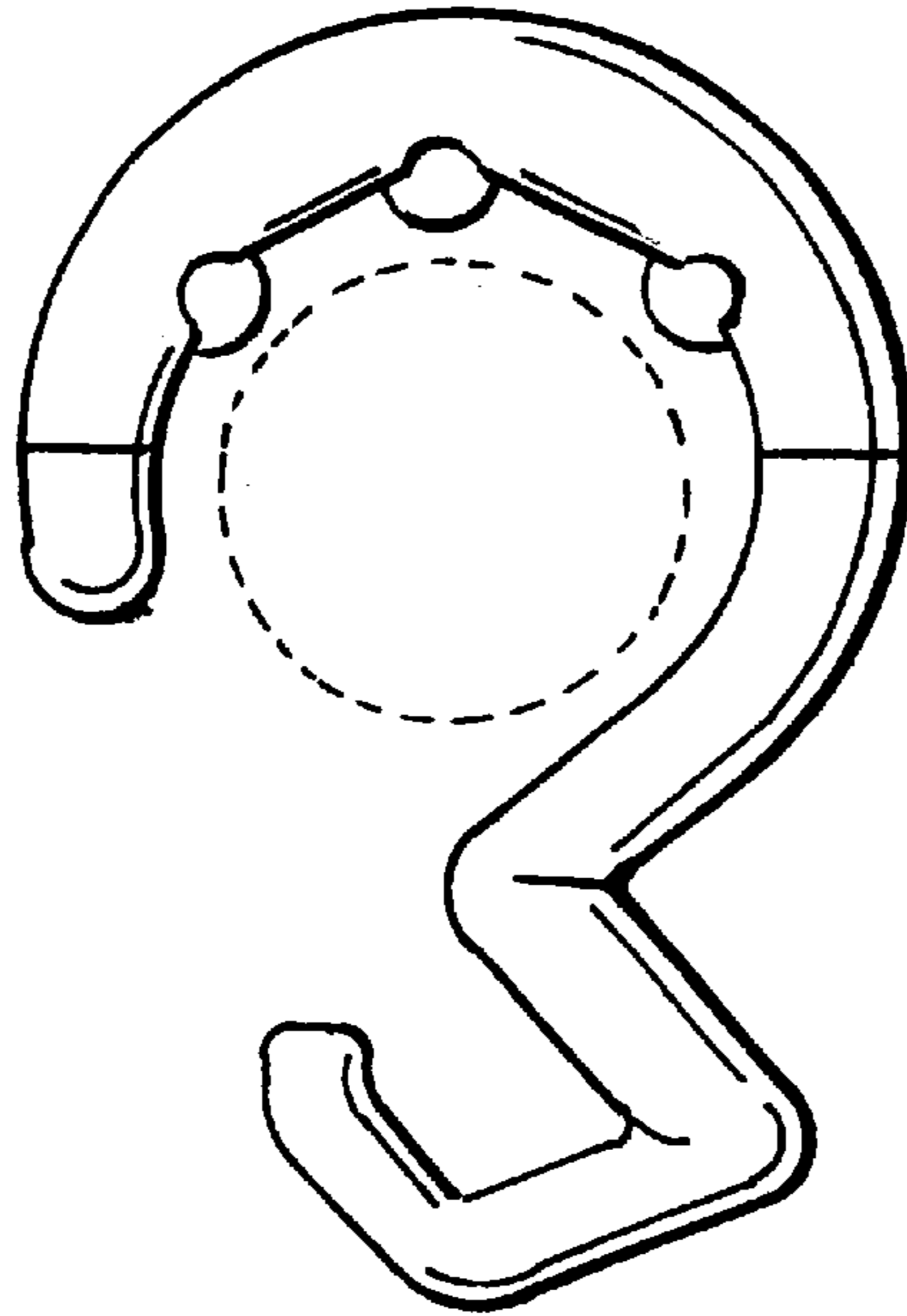


FIG. 3

FIG. 4

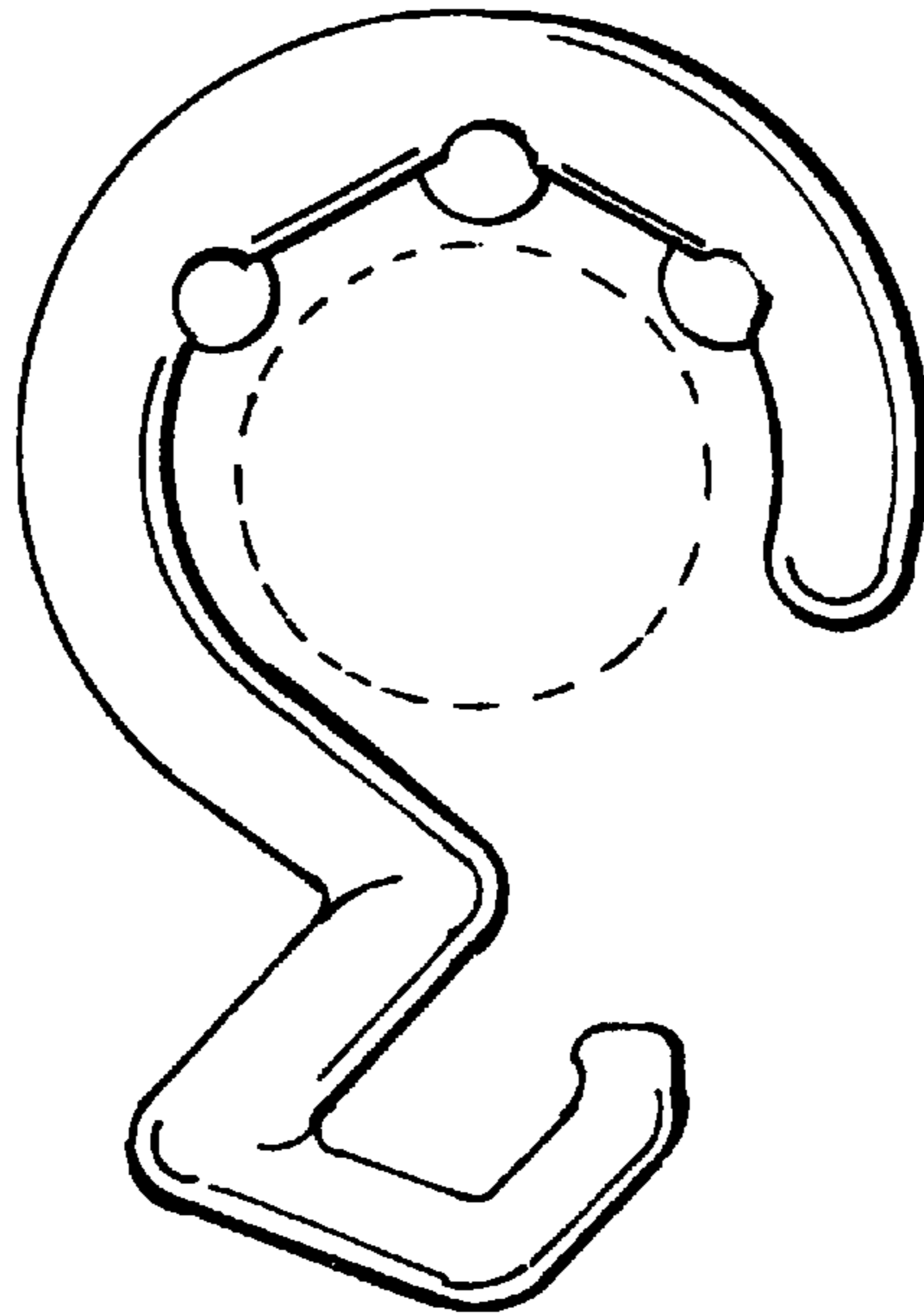


FIG. 5

FIG. 6



FIG. 7

