



US00D456692S

(12) **United States Design Patent**  
**Epstein**

(10) **Patent No.:** **US D456,692 S**

(45) **Date of Patent:** **\*\* May 7, 2002**

(54) **CORD HOLDER**

(75) Inventor: **Monique Epstein**, Glen Ellen, CA (US)

(73) Assignee: **Oh!Zone, Inc.**, Novato, CA (US)

(\*\*) Term: **14 Years**

(21) Appl. No.: **29/131,608**

(22) Filed: **Sep. 29, 2000**

(51) **LOC (7) Cl.** ..... **08-05**

(52) **U.S. Cl.** ..... **D8/356**

(58) **Field of Search** ..... D8/358, 356, 349,  
D8/360.1; 206/409; 191/12.4, 12.2 R; 242/395,  
405.3, 403.1, 608.1, 405.1, 398, 377, 379.2,  
399, 397.1, 388.1

(56) **References Cited**

**U.S. PATENT DOCUMENTS**

3,782,654 A	1/1974	Kasa	242/100.1
4,150,798 A *	4/1979	Aragon	242/388.1
4,489,902 A	12/1984	Chaconas et al.	242/100.1
4,581,498 A	4/1986	Gibson	191/12.2
4,713,497 A	12/1987	Smith	191/12.2
4,802,638 A *	2/1989	Burger et al.	242/388.1
4,844,359 A	7/1989	Kato	242/54
4,872,622 A	10/1989	Mansfield	242/85.1
D313,166 S	12/1990	Kovacik et al.	D8/358
D313,167 S	12/1990	Kovacik et al.	D8/358

5,255,768 A	10/1993	Kasper et al.	191/12.2
5,671,833 A	9/1997	Edwards et al.	191/12.2
5,732,898 A	3/1998	Odessky et al.	242/377
D399,126 S	10/1998	Edwards et al.	D8/359
5,915,640 A	6/1999	Wagter et al.	242/388.1
5,992,787 A	11/1999	Burke	242/388.1
6,035,983 A	3/2000	Benner	191/12.2
6,059,081 A *	5/2000	Patterson et al.	191/12.2 R
D427,034 S *	6/2000	Cyrell	D8/356

\* cited by examiner

*Primary Examiner*—Pamela Burgess

(74) *Attorney, Agent, or Firm*—Dergosits & Noah LLP

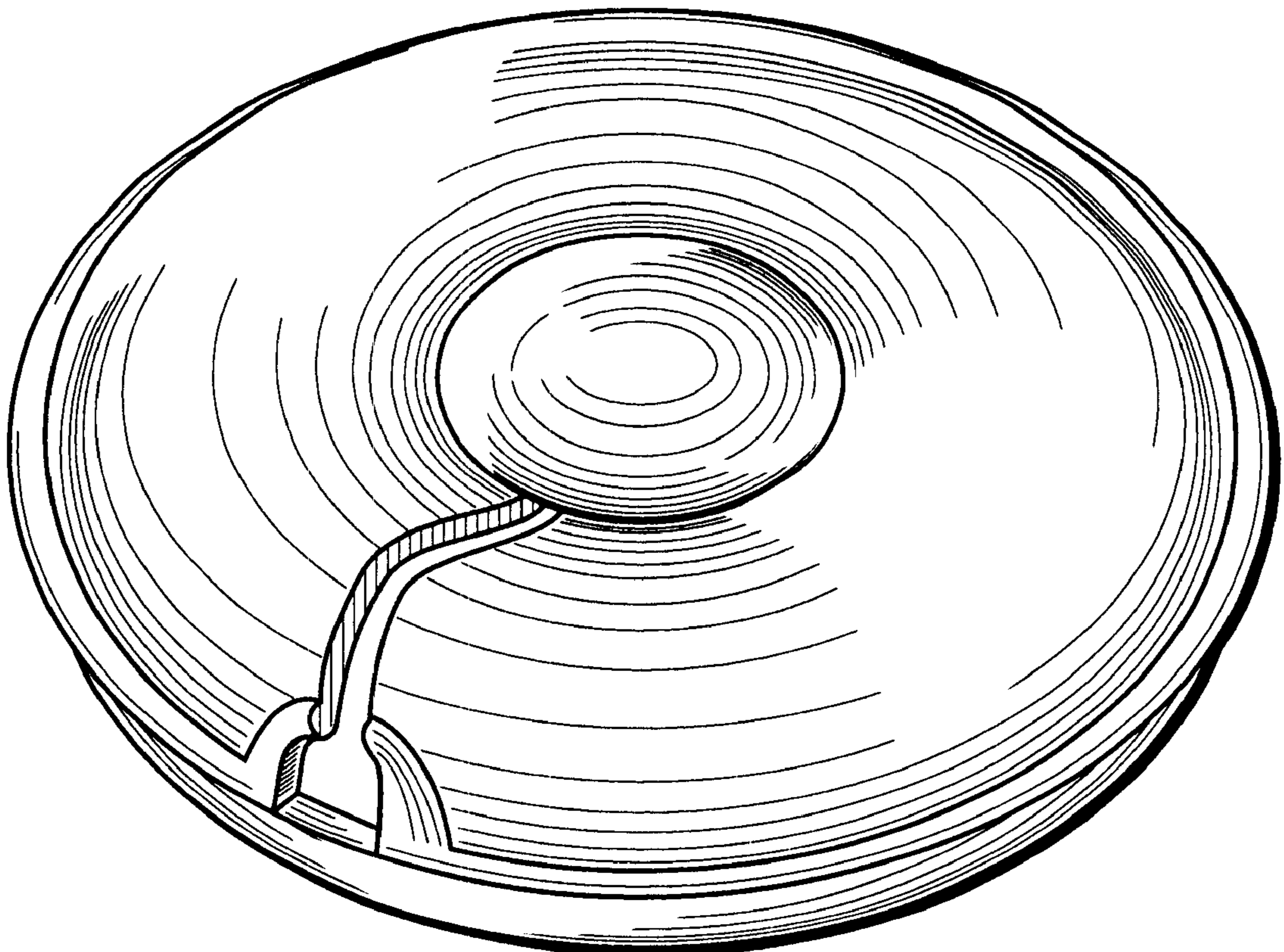
(57) **CLAIM**

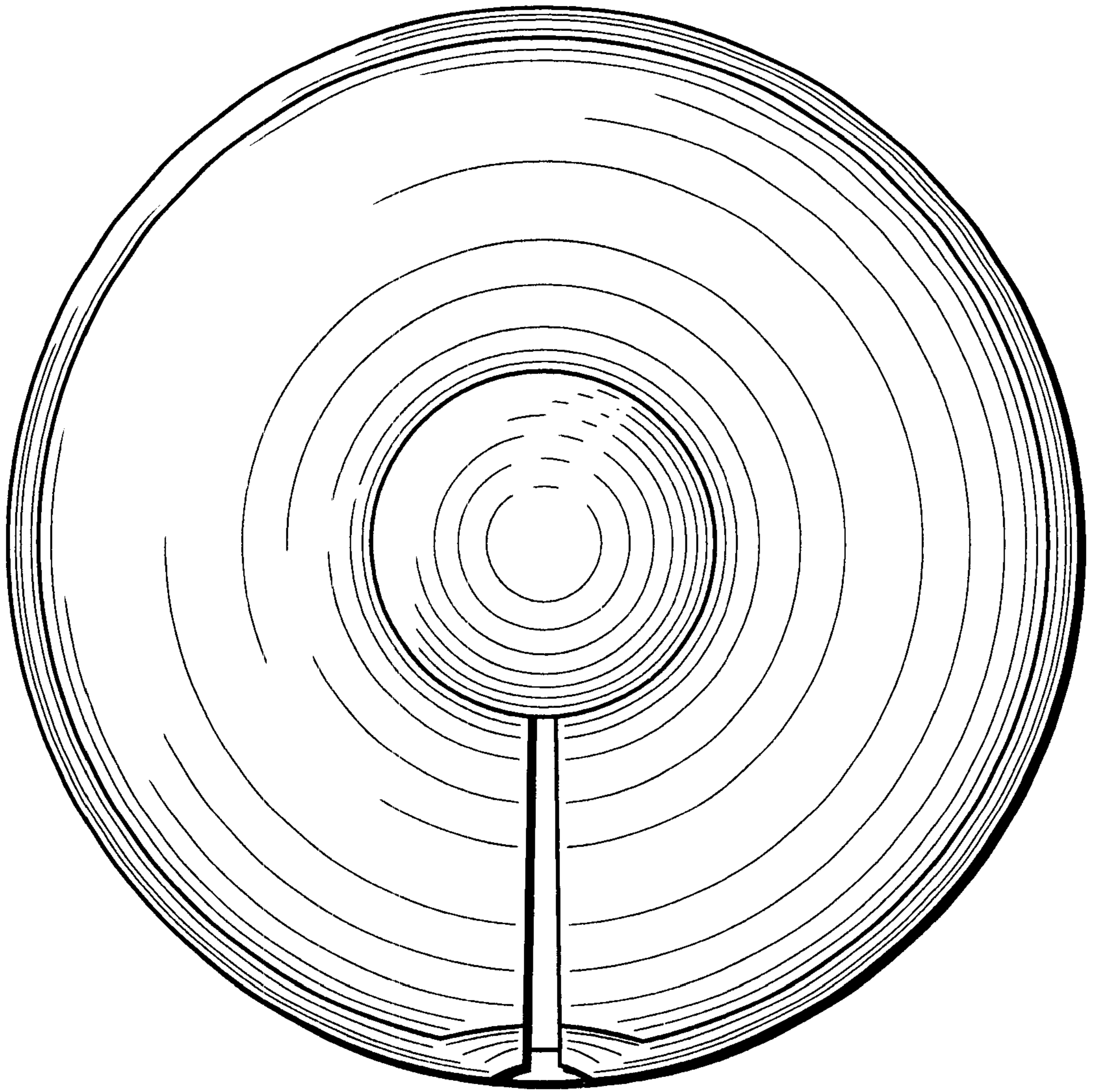
The ornamental design for a cord holder, as shown and described.

**DESCRIPTION**

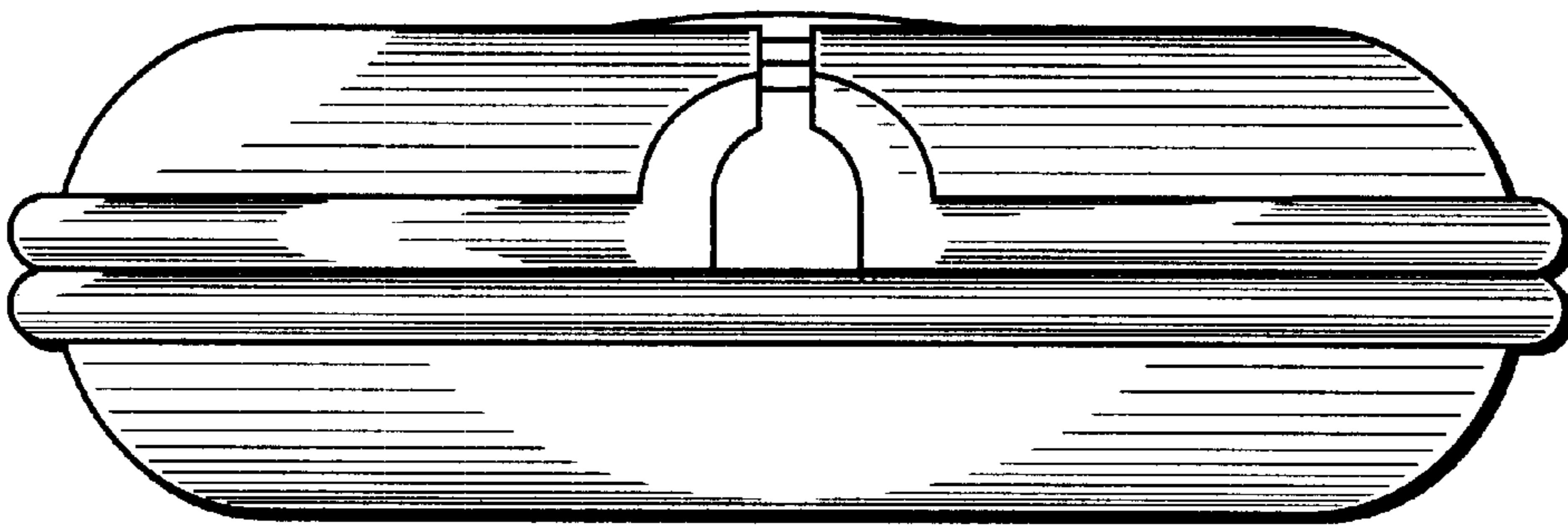
FIG. 1 is a top plan view of a cord holder showing my new design;  
FIG. 2 is a front elevational view thereof;  
FIG. 3 is front top perspective view thereof;  
FIG. 4 is a front top perspective view of a second embodiment of a cord holder thereof;  
FIG. 5 is a front top perspective view of a third embodiment of a cord holder thereof; and,  
FIG. 6 is a front top perspective view of a fourth embodiment of a cord holder thereof.

**1 Claim, 6 Drawing Sheets**

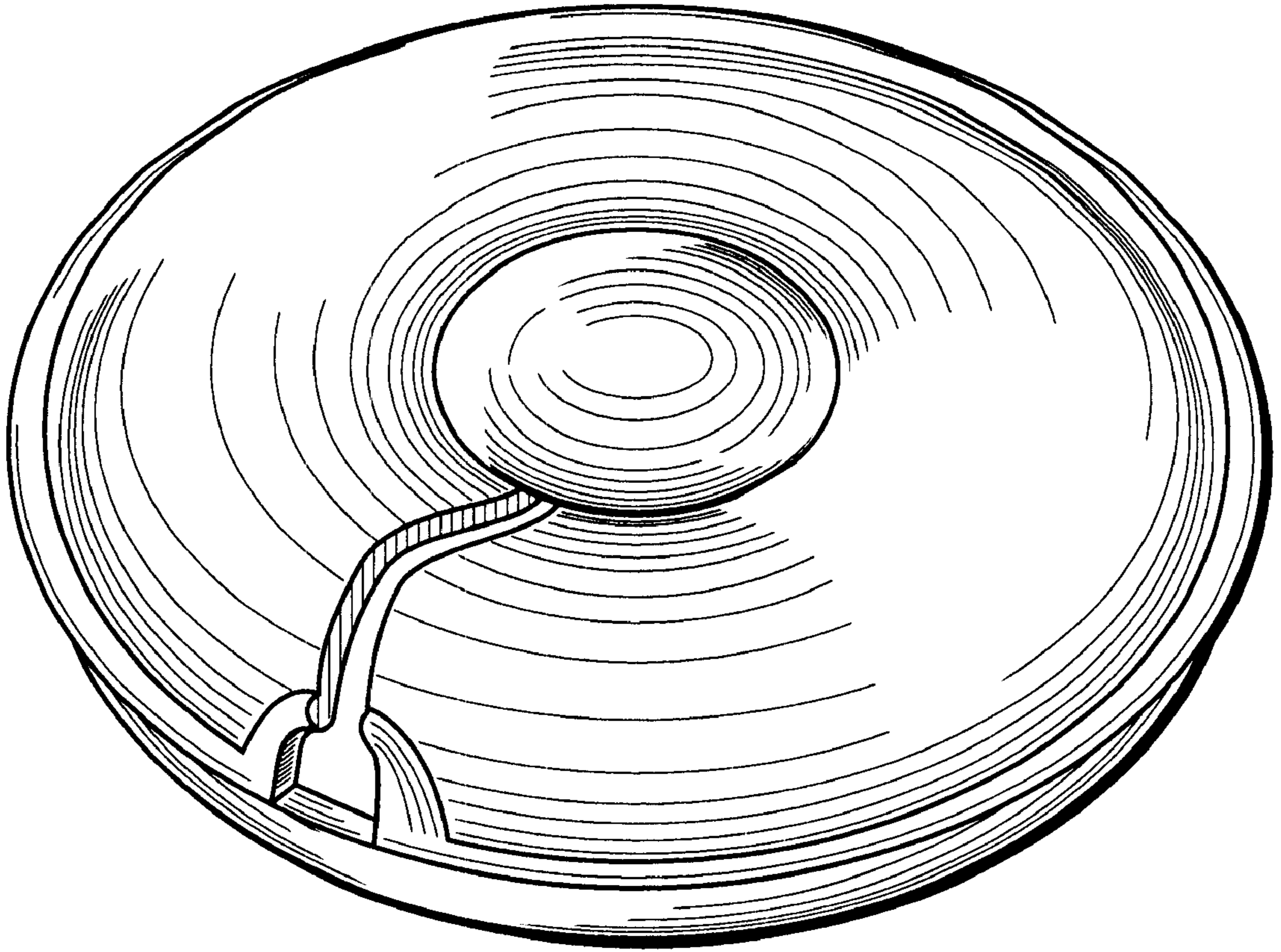




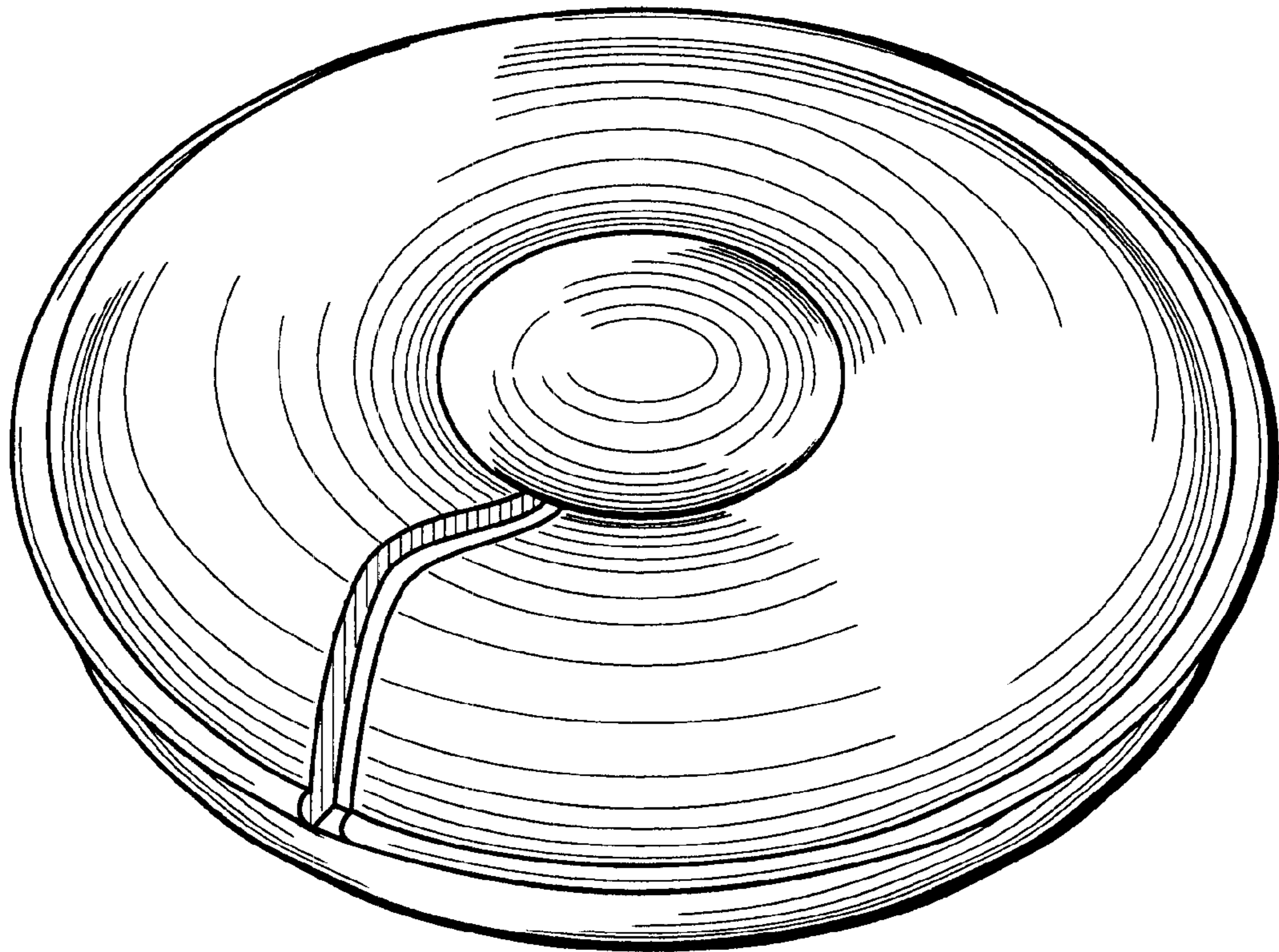
**FIG. 1**



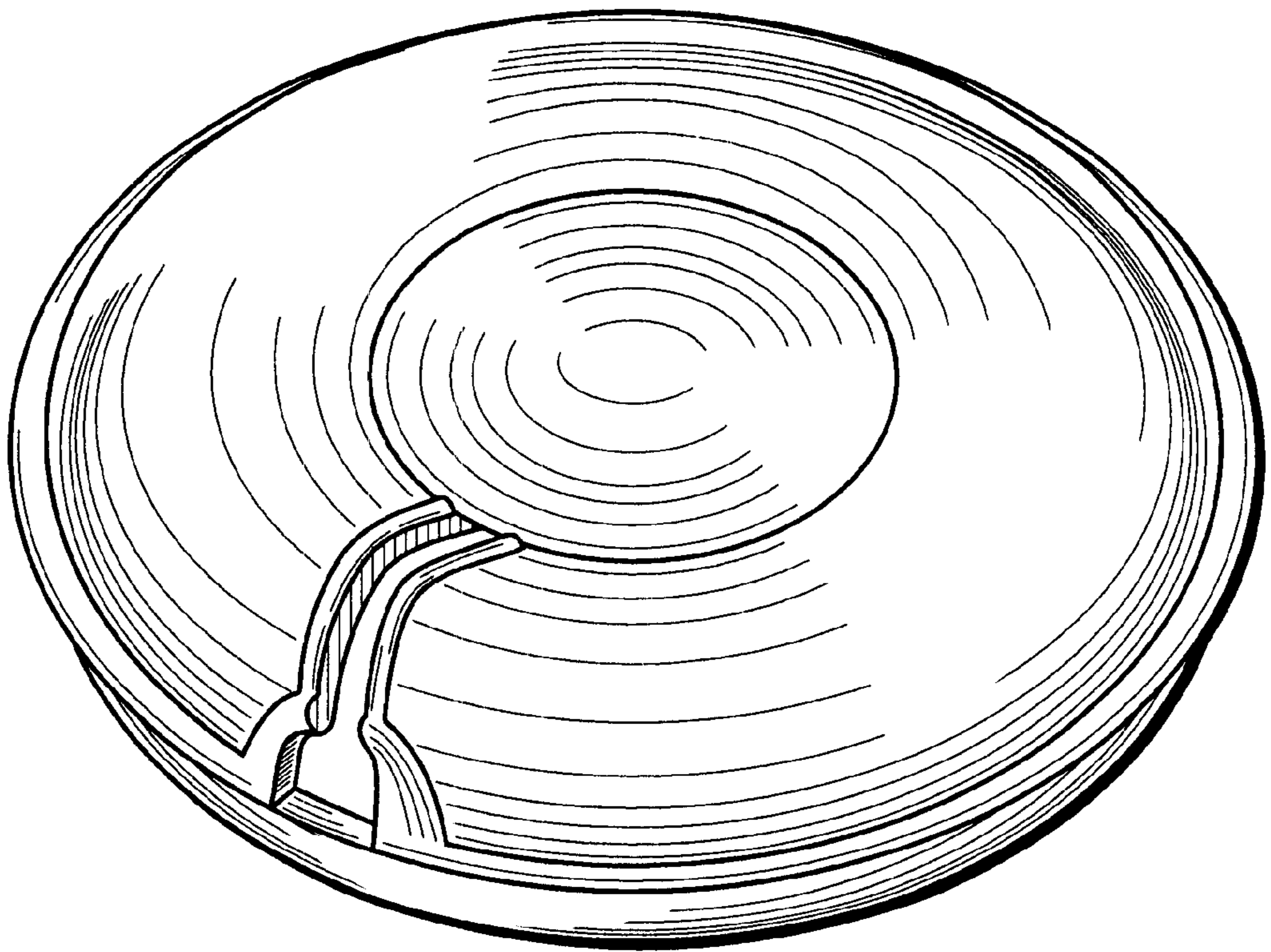
**FIG.2**




**FIG.3**



**FIG.4**



**FIG.5**



**FIG.6**