



US00D456674S

(12) **United States Design Patent**
Lancaster

(10) **Patent No.:** **US D456,674 S**

(45) **Date of Patent:** **** May 7, 2002**

(54) **EROSION CONTROL BLANKET**

(74) *Attorney, Agent, or Firm*—Krieg DeVault Lundy, LLP

(75) **Inventor:** **Timothy L. Lancaster**, Evansville, IN (US)

(57) **CLAIM**

The ornamental design for an erosion control blanket, as shown and described.

(73) **Assignee:** **North American Green, Inc.**, Evansville, IN (US)

DESCRIPTION

(**) **Term:** **14 Years**

FIG. 1 is a fragmentary top planar view of the new, original and ornamental design of the erosion control blanket of the invention in which the dots are cross-hatched to indicate the color red showing my new design;

(21) **Appl. No.:** **29/102,319**

FIG. 2 is a fragmentary top planar view of a modified version of the new, original and ornamental design of the erosion control blanket of the invention in which the dots are cross-hatched to indicate the color green showing my new design;

(22) **Filed:** **Mar. 22, 1999**

(51) **LOC (7) Cl.** **08-01**

(52) **U.S. Cl.** **D8/1**

(58) **Field of Search** D8/1, 2; 47/1.01 R, 47/56; 405/15, 16; D5/58

FIG. 3 is a fragmentary top planar view of another modified version of the new, original and ornamental design of the erosion control blanket of the invention in which the dots are cross-hatched to indicate the color blue showing my new design;

(56) **References Cited**

U.S. PATENT DOCUMENTS

3,315,408	A	*	4/1967	Fisher	405/15
3,704,544	A	*	12/1972	Spanel et al.	47/56
5,199,215	A	*	4/1993	Lopez	47/56
5,358,356	A	*	10/1994	Romanek et al.	405/16
5,421,123	A	*	6/1995	Sakate et al.	47/56
5,911,632	A	*	6/1999	Ko	47/56

FIG. 4 is a side view of all three versions;

FIG. 5 is an end view of all three versions; and,

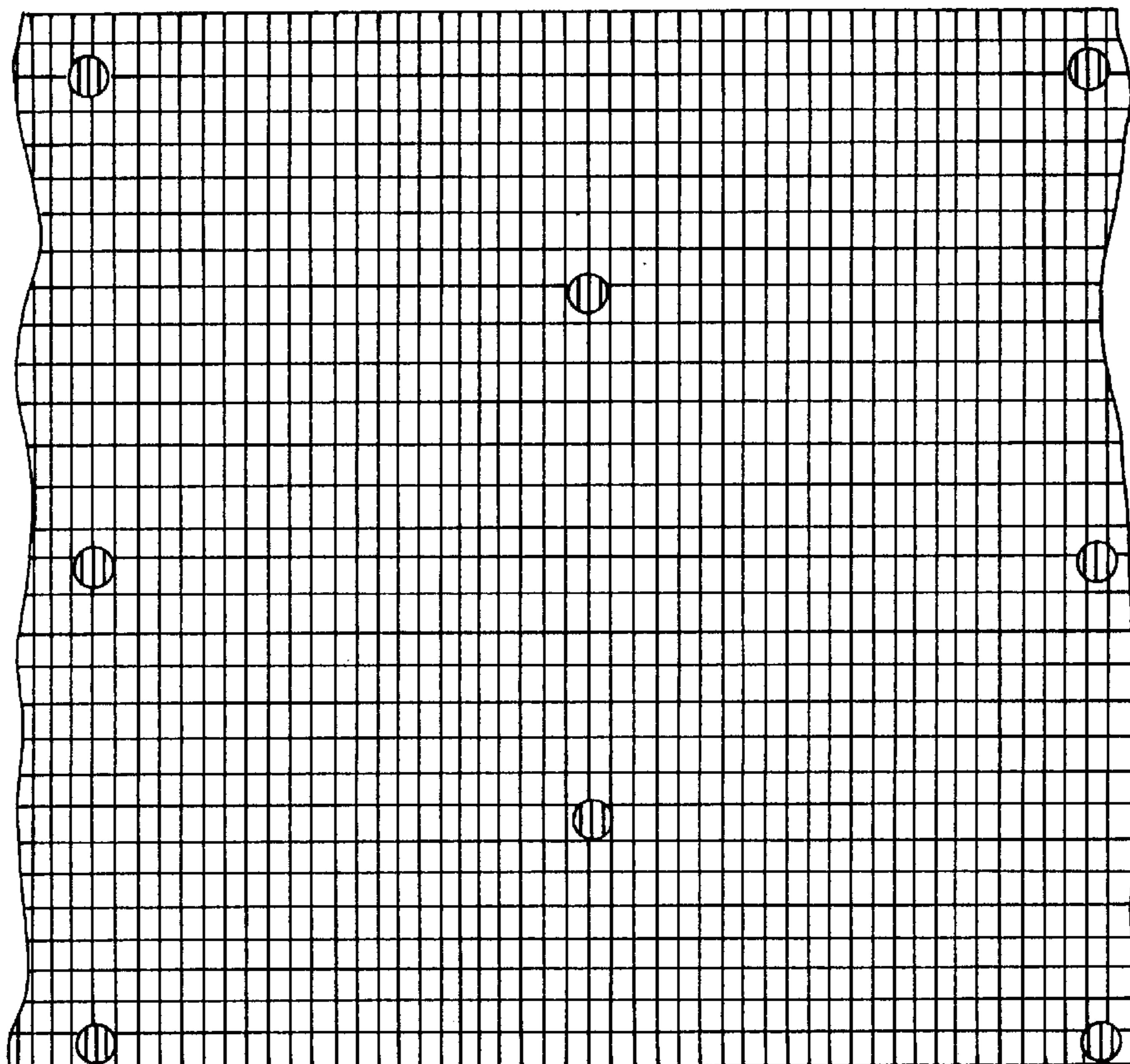
FIG. 6 is a bottom view of all three versions.

The blankets are shown fragmented to indicate indeterminate length.

* cited by examiner

Primary Examiner—Robin V. Taylor

1 Claim, 4 Drawing Sheets



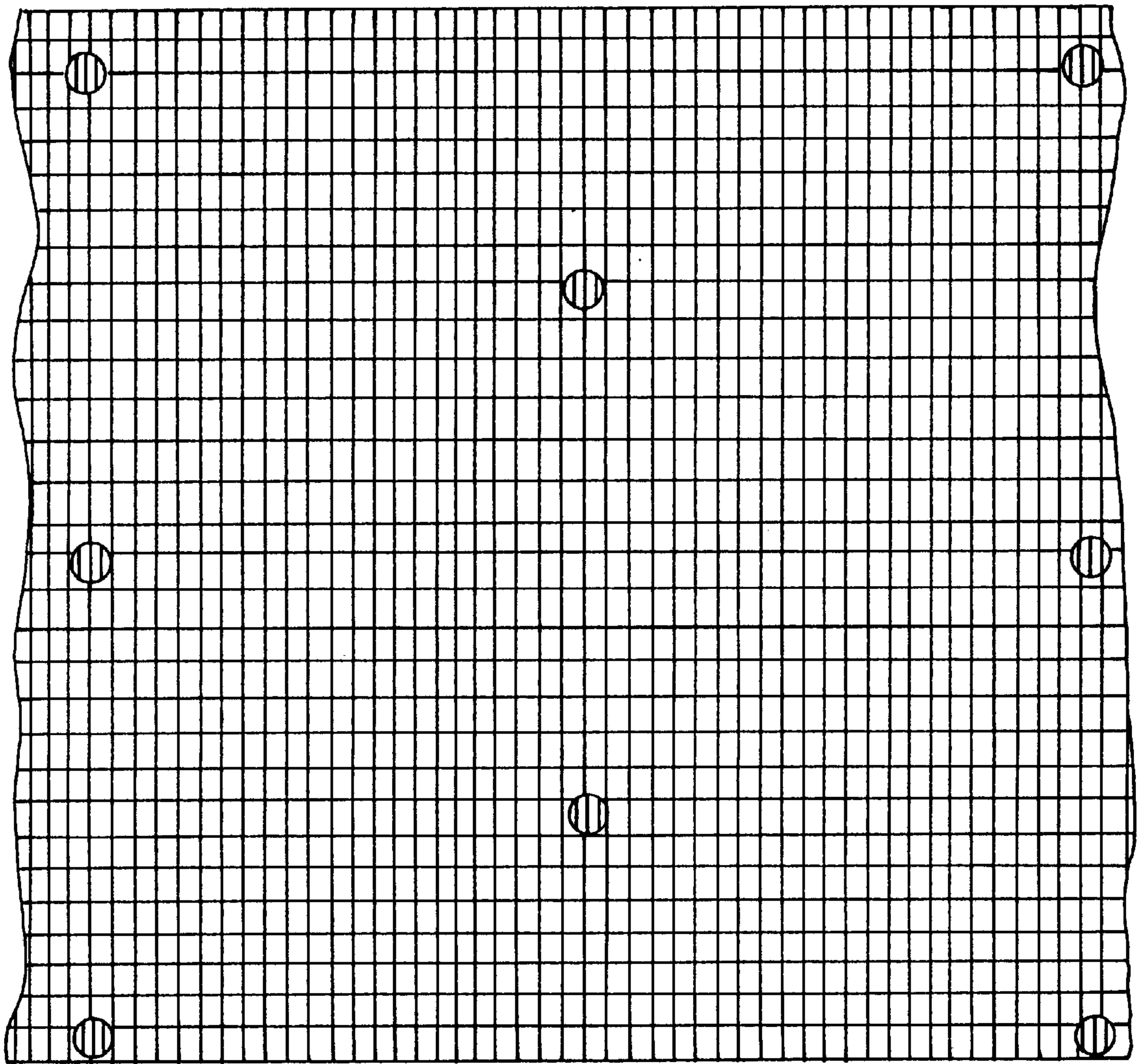


FIG.1

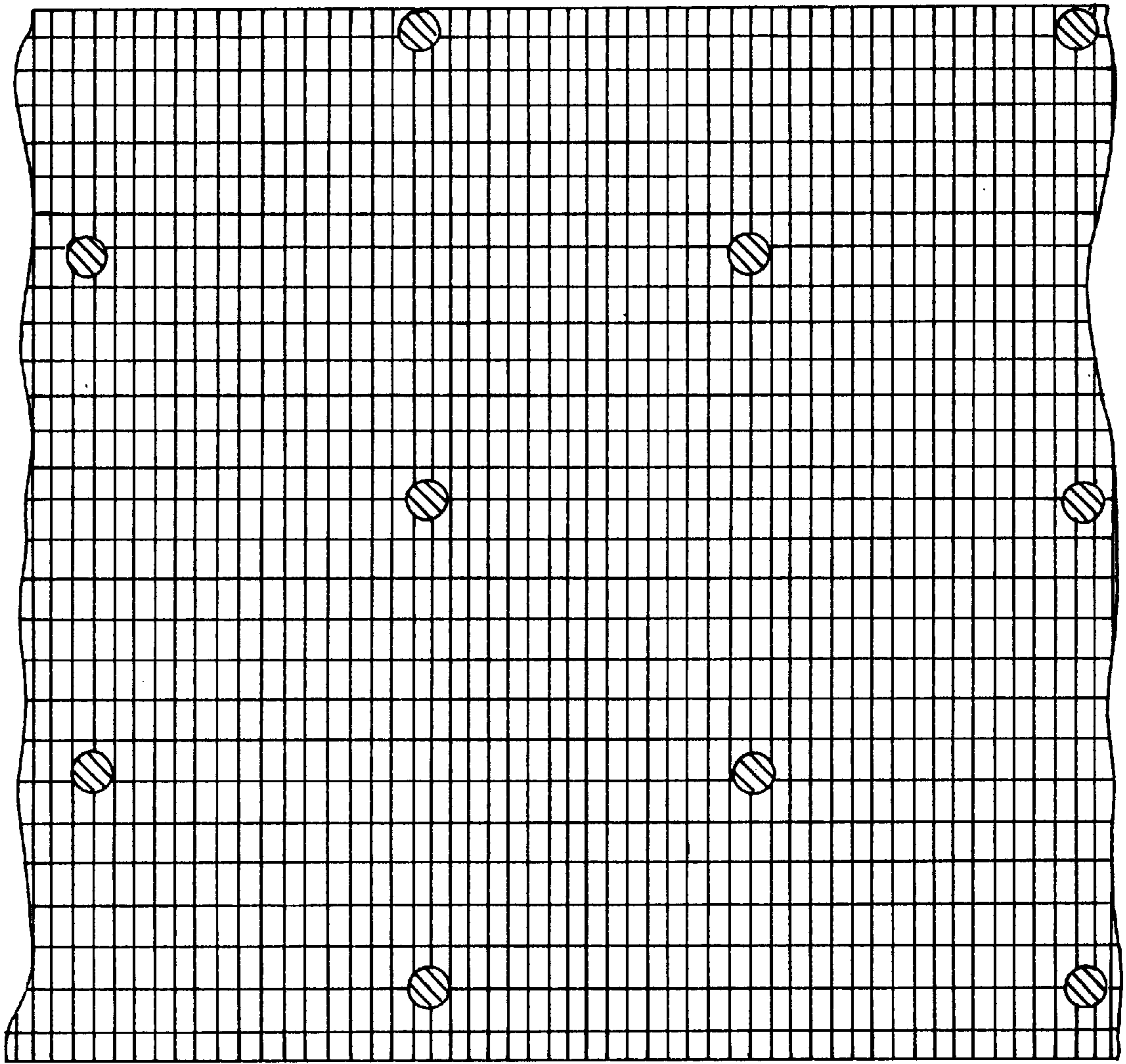


FIG. 2

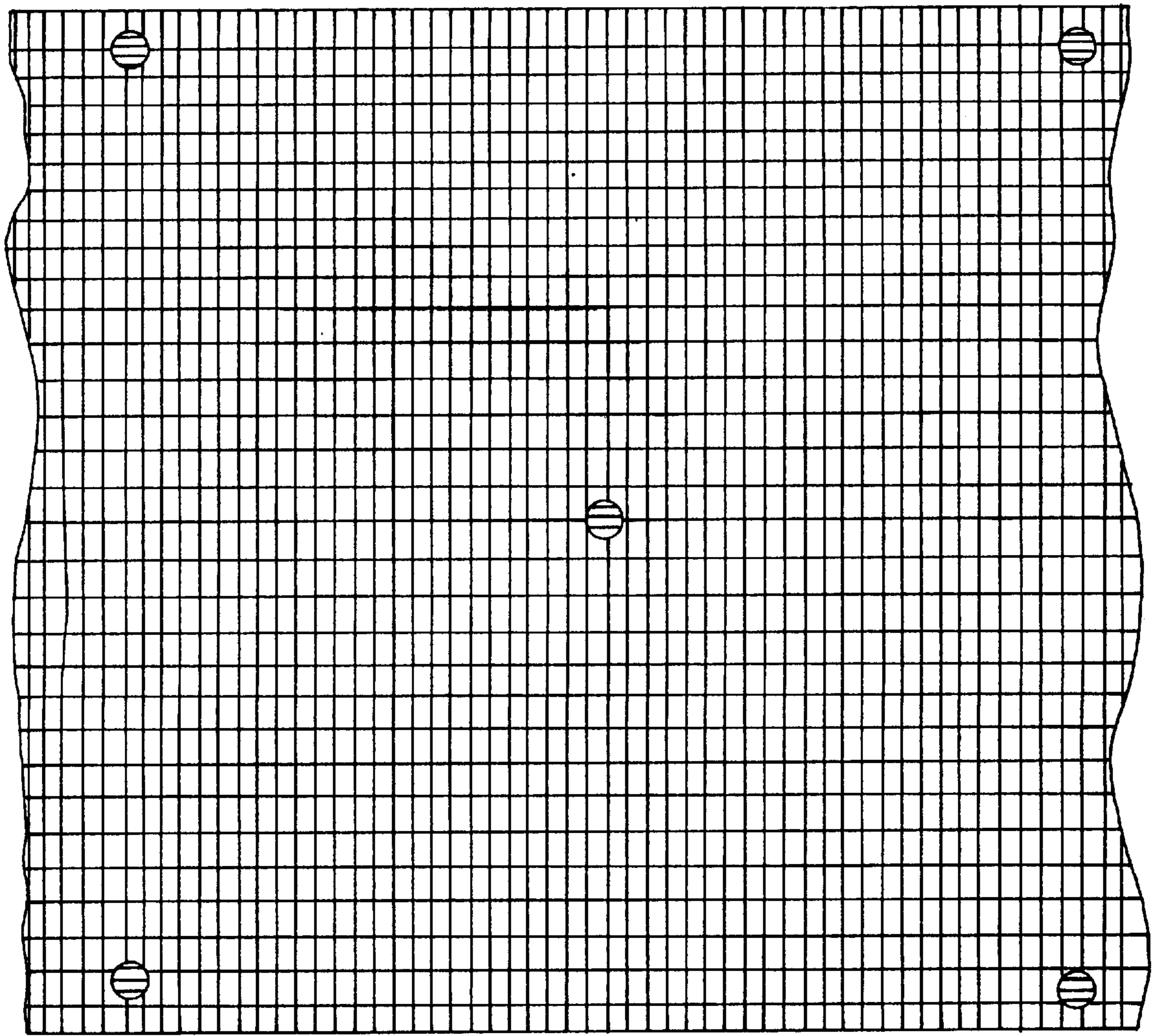


FIG. 3



FIG. 4



FIG. 5




FIG. 6