



US00D456658S

(12) **United States Design Patent**  
**Harwanko**

(10) **Patent No.:** **US D456,658 S**

(45) **Date of Patent:** **\*\* May 7, 2002**

(54) **WALL SHELF**

(75) Inventor: **Jeffrey Harwanko**, Wilmington, DE  
(US)

(73) Assignee: **Zenith Products Corp.**, New Castle,  
DE (US)

(\*\*) Term: **14 Years**

(21) Appl. No.: **29/141,561**

(22) Filed: **May 9, 2001**

(51) **LOC (7) Cl.** ..... **06-04**

(52) **U.S. Cl.** ..... **D6/570**

(58) **Field of Search** ..... D6/567, 569, 570,  
D6/571, 583; 24/13.1, 16, 30, 32, 34, 45;  
248/175, 302, 309.1

(56) **References Cited**

**U.S. PATENT DOCUMENTS**

D158,116 S \* 4/1950 Niell ..... D6/570  
D189,723 S \* 2/1961 Wolff ..... D6/570

D279,249 S \* 6/1985 Fausel ..... D6/570  
D293,753 S \* 1/1988 Thompson ..... D6/570  
D436,487 S \* 1/2001 Walker ..... D6/570

\* cited by examiner

*Primary Examiner*—Brian N. Vinson

(74) *Attorney, Agent, or Firm*—Edgar A. Zarins; Lloyd D.  
Doigan

(57) **CLAIM**

The ornamental design for a wall shelf, as shown and  
described.

**DESCRIPTION**

FIG. 1 is a top perspective view of a wall shelf showing my  
new design;  
FIG. 2 is a front elevational view thereof;  
FIG. 3 is a rear elevational view thereof;  
FIG. 4 is a right side view thereof;  
FIG. 5 is a left side view thereof;  
FIG. 6 is a top plan view thereof; and,  
FIG. 7 is a bottom plan view thereof.

**1 Claim, 5 Drawing Sheets**





Fig-1

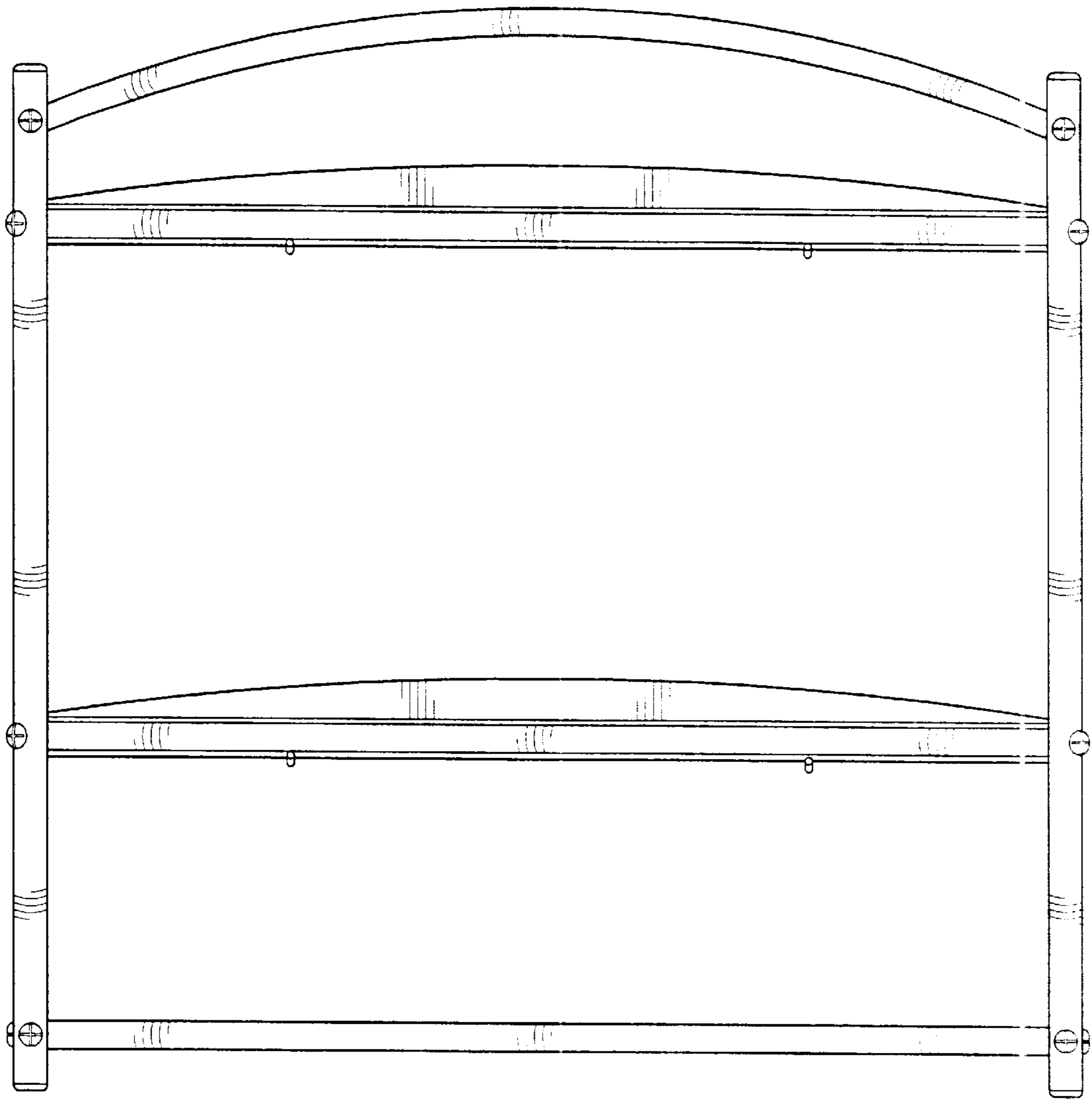


Fig-2

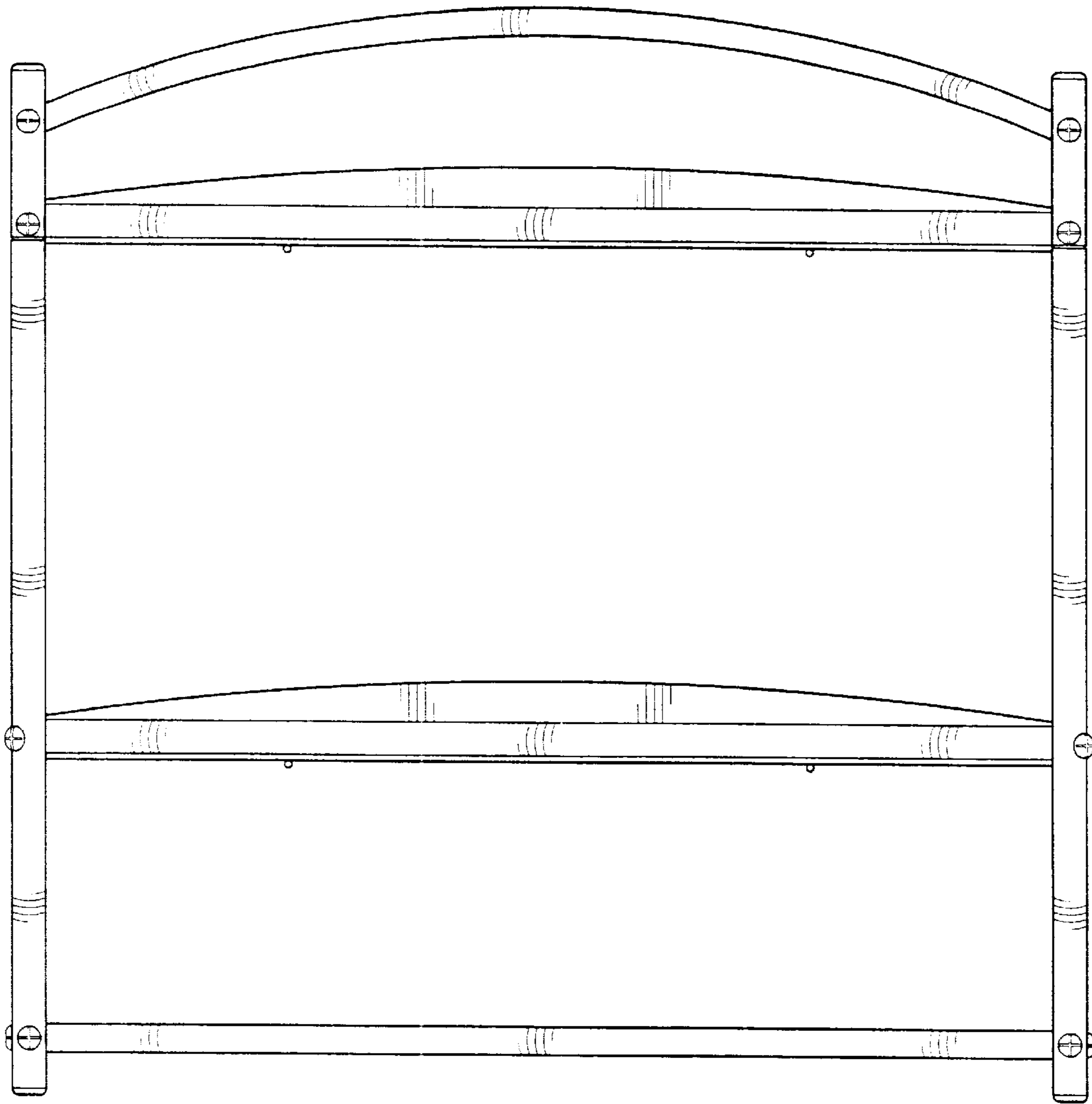


Fig-3




Fig-4




Fig-5

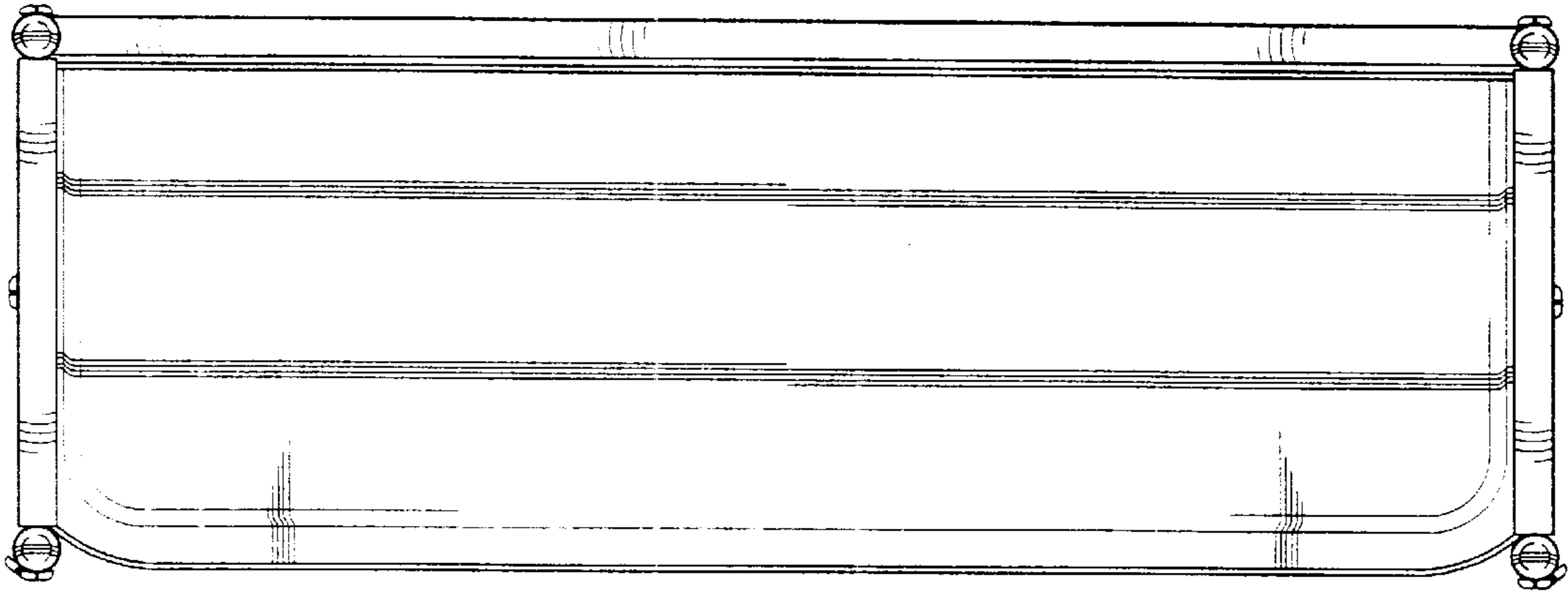


Fig-6




Fig-7