



US00D456653S

(12) **United States Design Patent** (10) **Patent No.:** **US D456,653 S**
Lai (45) **Date of Patent:** **** May 7, 2002**

(54) **PORTION OF A ROD FOR USE IN BATHROOM ARTICLES**

DESCRIPTION

(76) Inventor: **Ming-Hsiao Lai**, 8-26, Lane 2, Kung Chi Village, Ta Tsuen Hsiang, Chang-Hua Hsien (TW)

(**) Term: **14 Years**

(21) Appl. No.: **29/128,000**

(22) Filed: **Aug. 15, 2000**

(51) **LOC (7) Cl.** **23-02**

(52) **U.S. Cl.** **D6/524**

(58) **Field of Search** D6/546-50, 518, D6/522-24; D8/300, 315-21, 354, 363, 373, 380; 108/28-29; 211/13.1, 16, 60.1, 86.01, 87.01, 88.04, 100, 105.1-105.2, 123, 181.1, 182; 248/175, 176.1, 251, 302; 16/110.1, 412, 415; 242/570, 590, 595-598; 206/389

FIG. 1 is a top and front perspective view of a portion of a rod for use in bathroom articles showing my new design; FIG. 2 is a front elevational view thereof; FIG. 3 is a rear elevational view thereof; FIG. 4 is an end elevational view thereof; FIG. 5 is an opposite end elevational view thereof; FIG. 6 is a top plan view thereof; FIG. 7 is a bottom plan view thereof; FIG. 8 is a top and front perspective view thereof with the broken-line disclosure of an exemplary use being for illustrative purposes only and forming no part of the claimed design; FIG. 9 is an additional top and front perspective view thereof with the broken-line disclosure of an exemplary use being for illustrative purposes only and forming no part of the claimed design; FIG. 10 is an additional top and front perspective view thereof with the broken-line disclosure of an exemplary use being for illustrative purposes only and forming no part of the claimed design; FIG. 11 is an additional top and front perspective view thereof with the broken-line disclosure of an exemplary use being for illustrative purposes only and forming no part of the claimed design; FIG. 12 is an additional top and front perspective view thereof with the broken-line disclosure of an exemplary use being for illustrative purposes only and forming no part of the claimed design; FIG. 13 is an additional top and front perspective view thereof with the broken-line disclosure of an exemplary use being for illustrative purposes only and forming no part of the claimed design; and, FIG. 14 is an additional top and front perspective view thereof with the broken-line disclosure of an exemplary use being for illustrative purposes only and forming no part of the claimed design.

(56) **References Cited**

U.S. PATENT DOCUMENTS

D32,704 S	*	5/1900	Kinzinger	D8/315
D41,567 S	*	7/1911	Barker et al.	D6/549
D101,658 S	*	10/1936	Weber	D8/305
D217,708 S	*	6/1970	George	D8/320 X
D223,745 S	*	6/1972	Gerlach	D8/319 X
D301,200 S	*	5/1989	Jans	D8/305
D326,990 S	*	6/1992	Bishop	D8/315

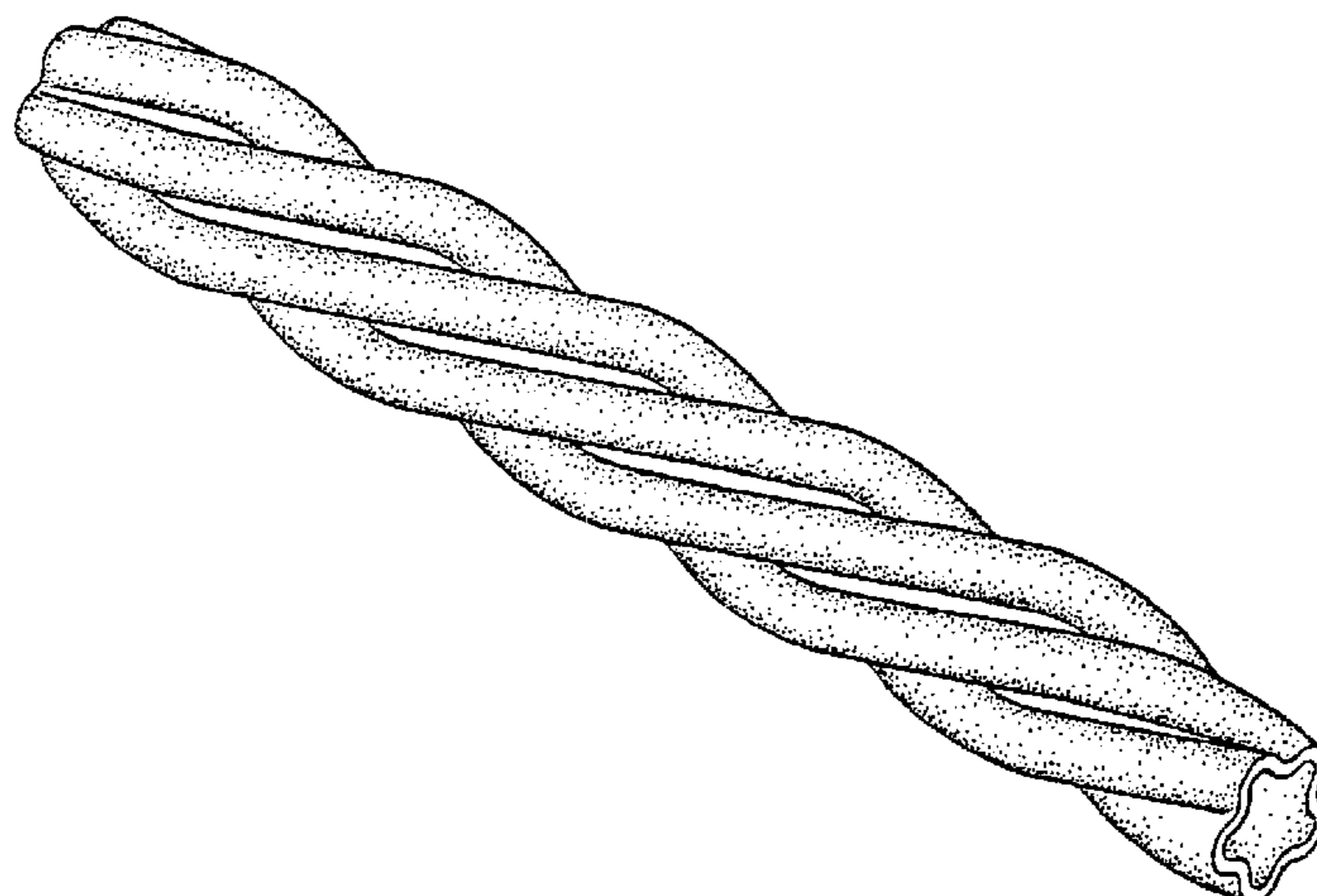
* cited by examiner

Primary Examiner—Brian N. Vinson
(74) *Attorney, Agent, or Firm*—Harrison & Egbert

(57) **CLAIM**

I claim the ornamental design for a portion of a rod for use in bathroom articles, as shown and described.

1 Claim, 8 Drawing Sheets



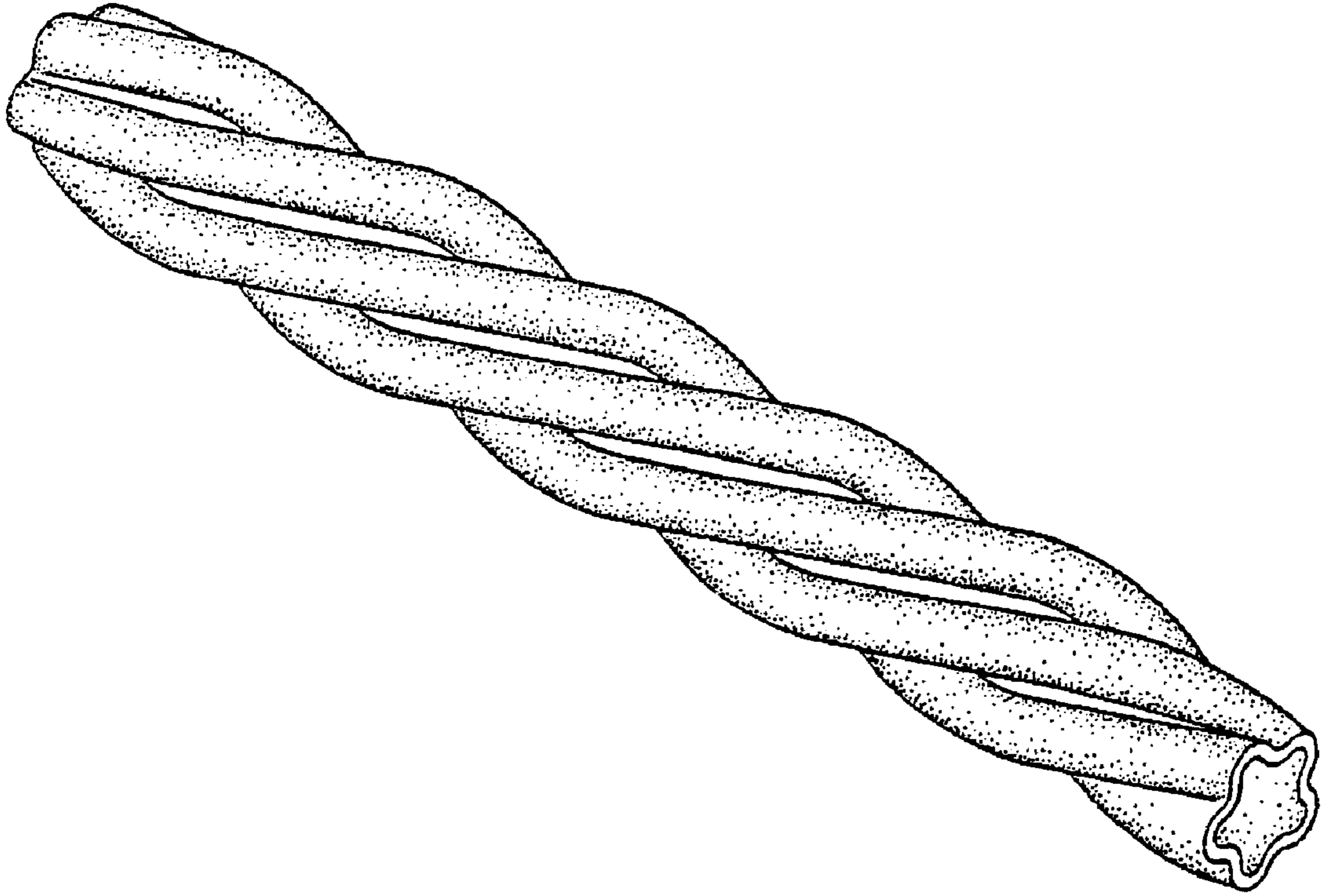


FIG. 1




FIG. 2




FIG. 3

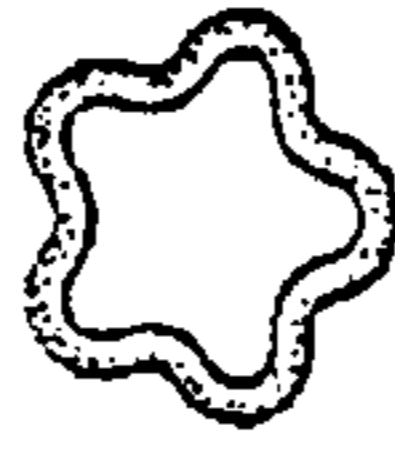


FIG. 4




FIG. 5




FIG. 6




FIG. 7




FIG. 8

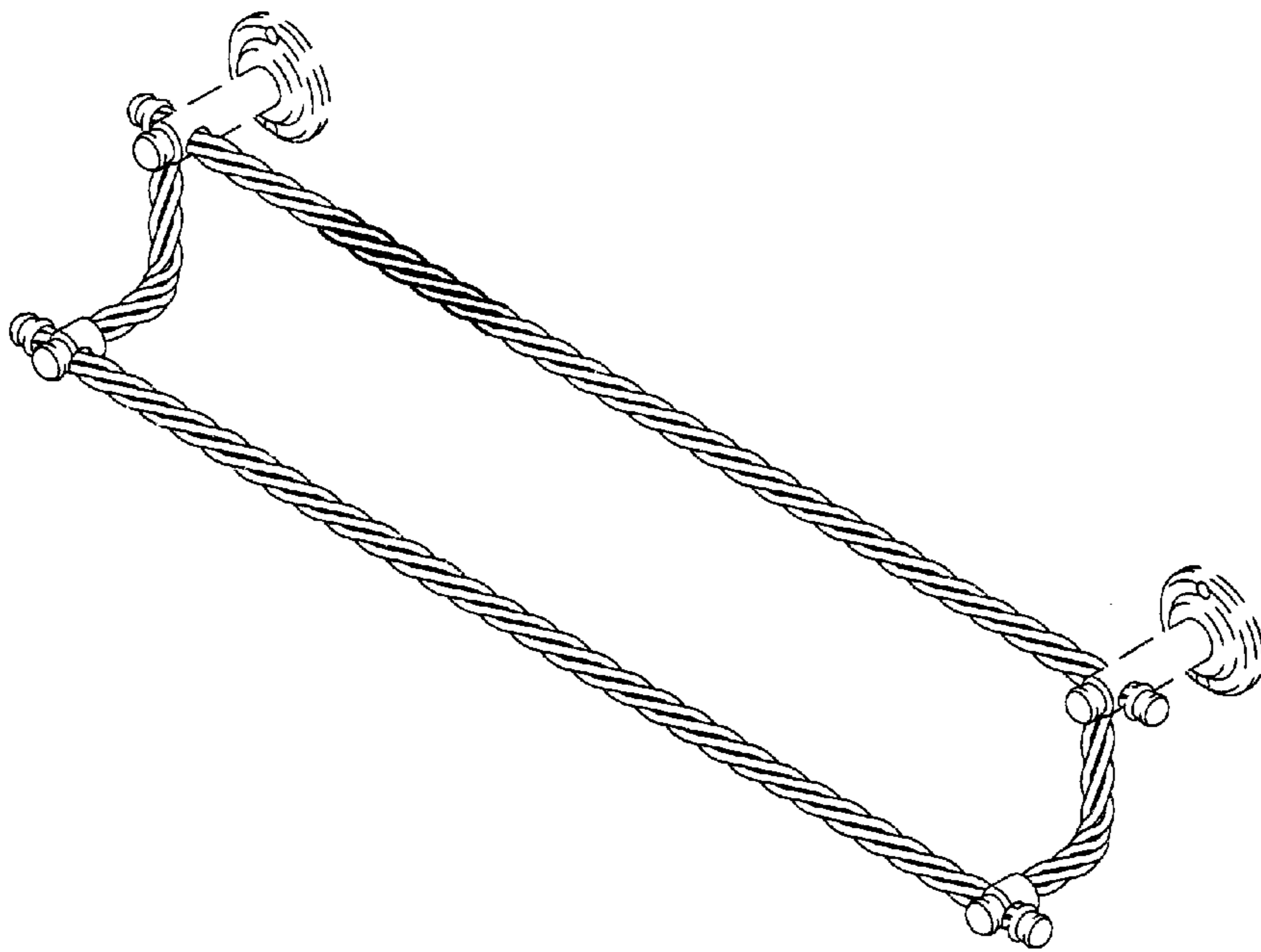


FIG. 9

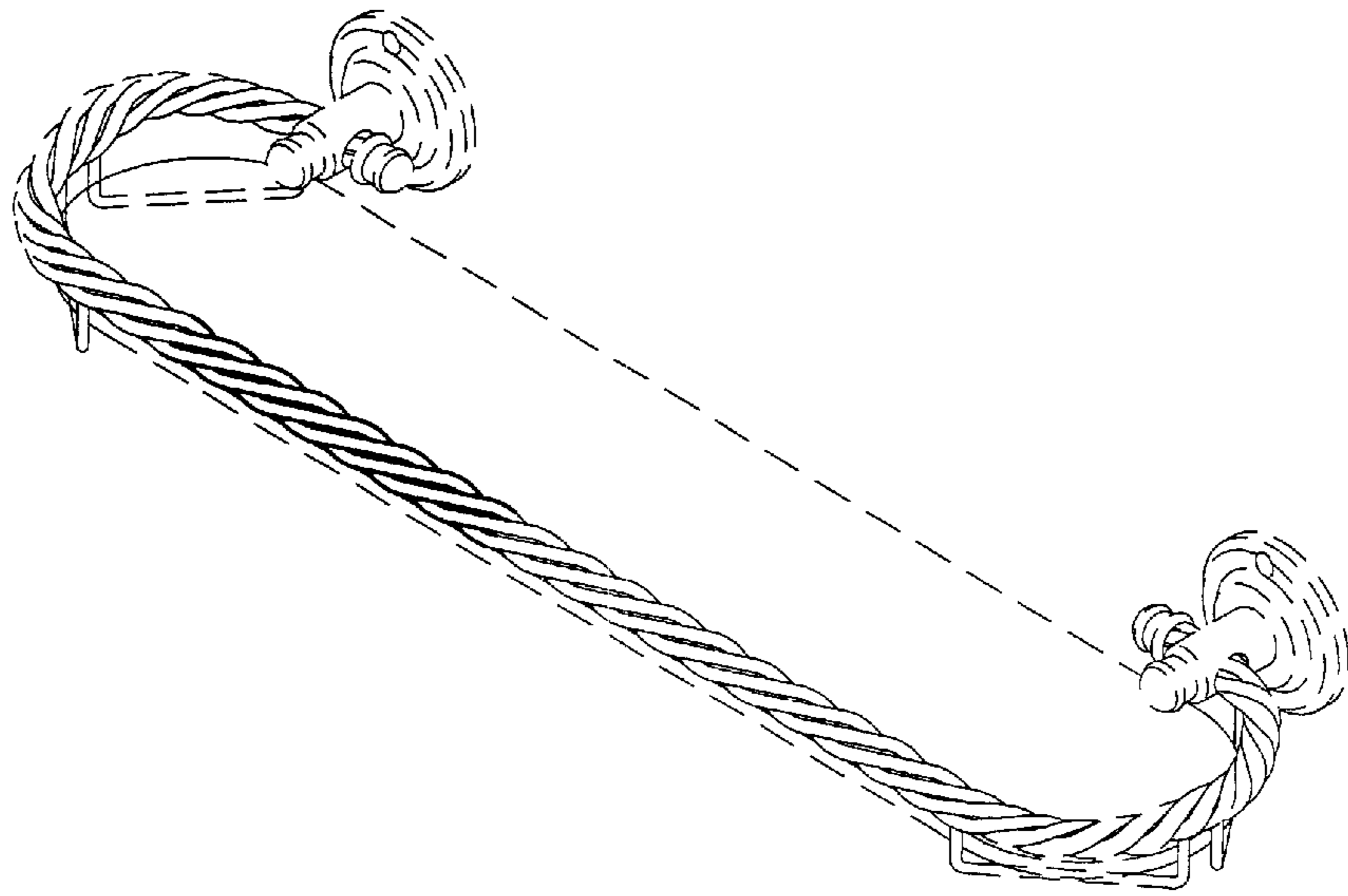


FIG. 10




FIG. 11




FIG. 12

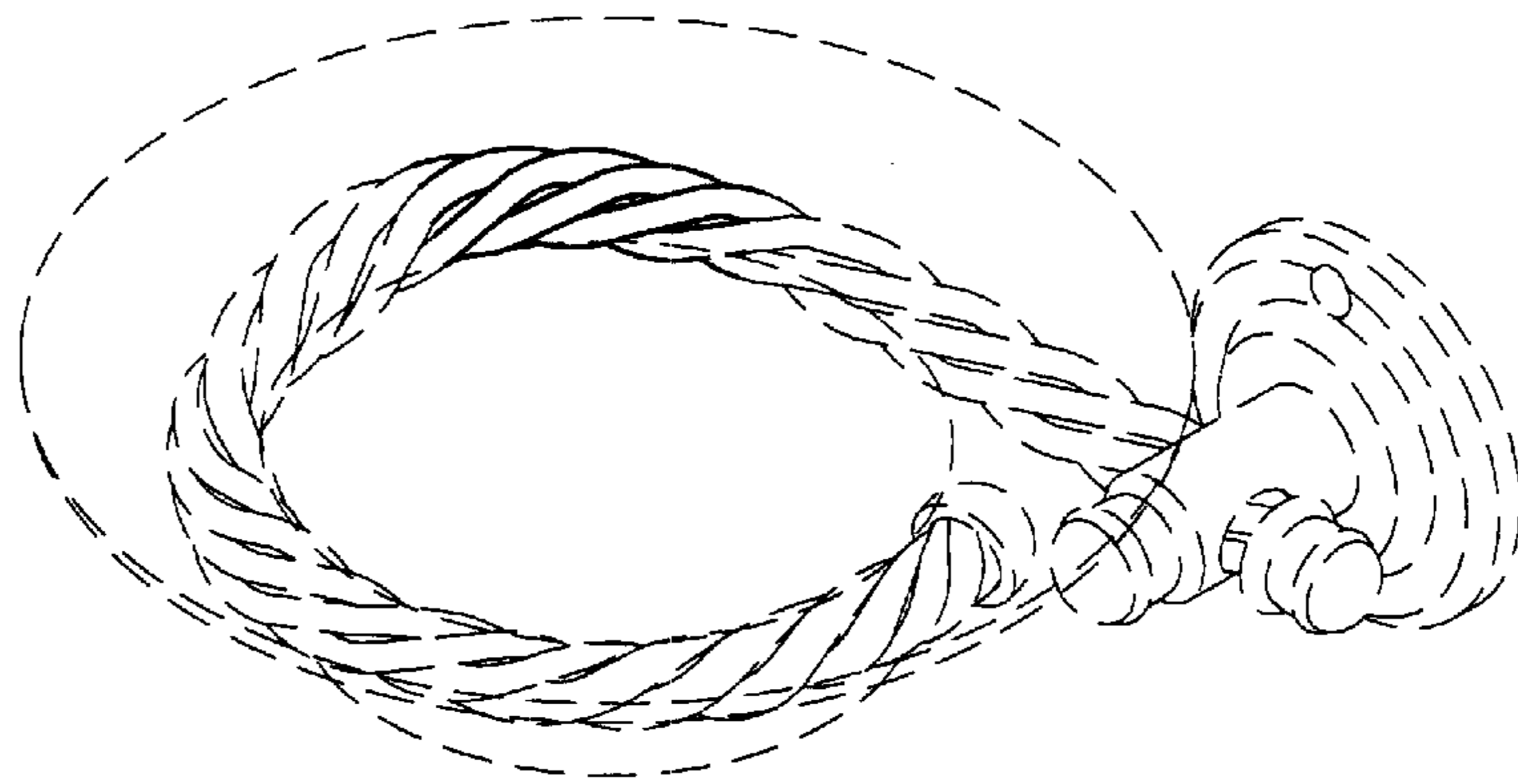


FIG. 13

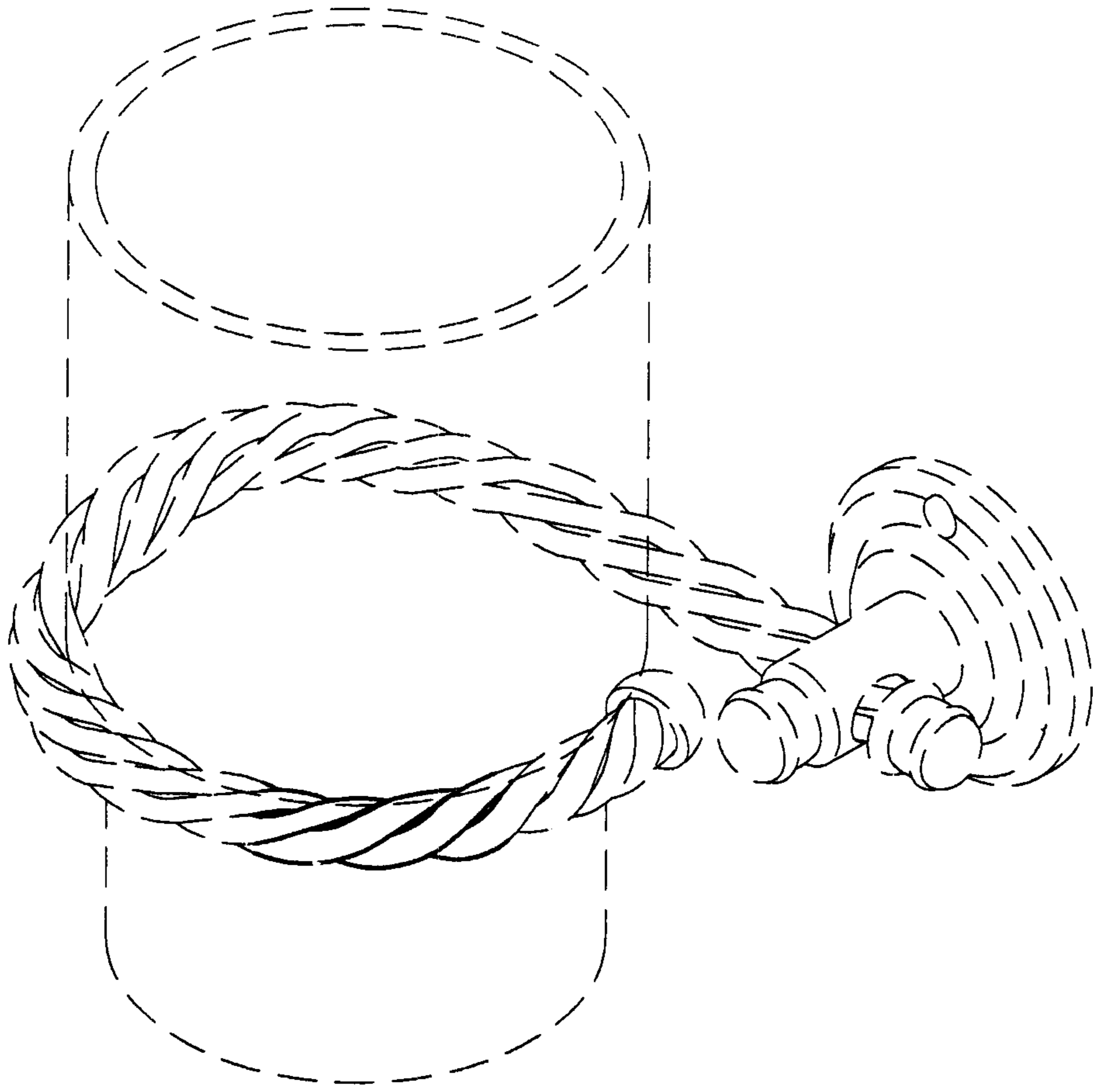


FIG.14