



US00D456629S

(12) **United States Design Patent**
Rosebrock et al.

(10) **Patent No.:** **US D456,629 S**

(45) **Date of Patent:** **** May 7, 2002**

(54) **LOUNGE CHAIR**

(76) Inventors: **N. L. Rosebrock**, 1324 First St., Apt.
203, Menominee, MI (US) 49858;
Bettye Martin Musham, 510 Park
Ave., New York, NY (US) 10022

(**) Term: **14 Years**

(21) Appl. No.: **29/120,110**

(22) Filed: **Mar. 14, 2000**

(51) **LOC (7) Cl.** **06-01**

(52) **U.S. Cl.** **D6/369**

(58) **Field of Search** D6/334, 369, 374,
D6/375, 379, 380, 500, 501, 502; 297/451.9,
452.64

(56) **References Cited**

U.S. PATENT DOCUMENTS

1,721,999	A	*	7/1929	Jacobs	D6/369	X
D85,538	S	*	11/1931	O'Hearn	D6/369	
D275,343	S	*	9/1984	Claman	D6/369	
D282,131	S	*	1/1986	Claman	D6/500	
D354,633	S	*	1/1995	Frinier	D6/369	
D372,366	S	*	8/1996	Frinier	D6/369	
D391,090	S	*	2/1998	Schwartz	D6/369	

* cited by examiner

Primary Examiner—Gary D. Watson

(74) *Attorney, Agent, or Firm*—Nikolai & Mersereau, P.A.

(57) **CLAIM**

The ornamental design for a lounge chair, as shown and described.

DESCRIPTION

FIG. 1 is a perspective view of the chair incorporating the design of the subject invention.

FIG. 2 is a front elevational view of the chair shown in FIG. 1.

FIG. 3 is an elevational view of the rear of the chair shown in FIG. 1.


FIG. 4 is a top view of the chair shown in FIG. 1.

FIG. 5 is a bottom plan view of the chair shown in FIG. 1; and,

FIG. 6 is a side elevational view of the chair shown in FIG. 1, the opposite side being the mirror image thereof.

The fragmented cross-hatching shown on the seat in FIGS. 1, 4 and 5 is understood to represent fabric and would be continuous throughout the circumscribed area.

1 Claim, 6 Drawing Sheets






FIG. 1




FIG. 2




FIG. 3

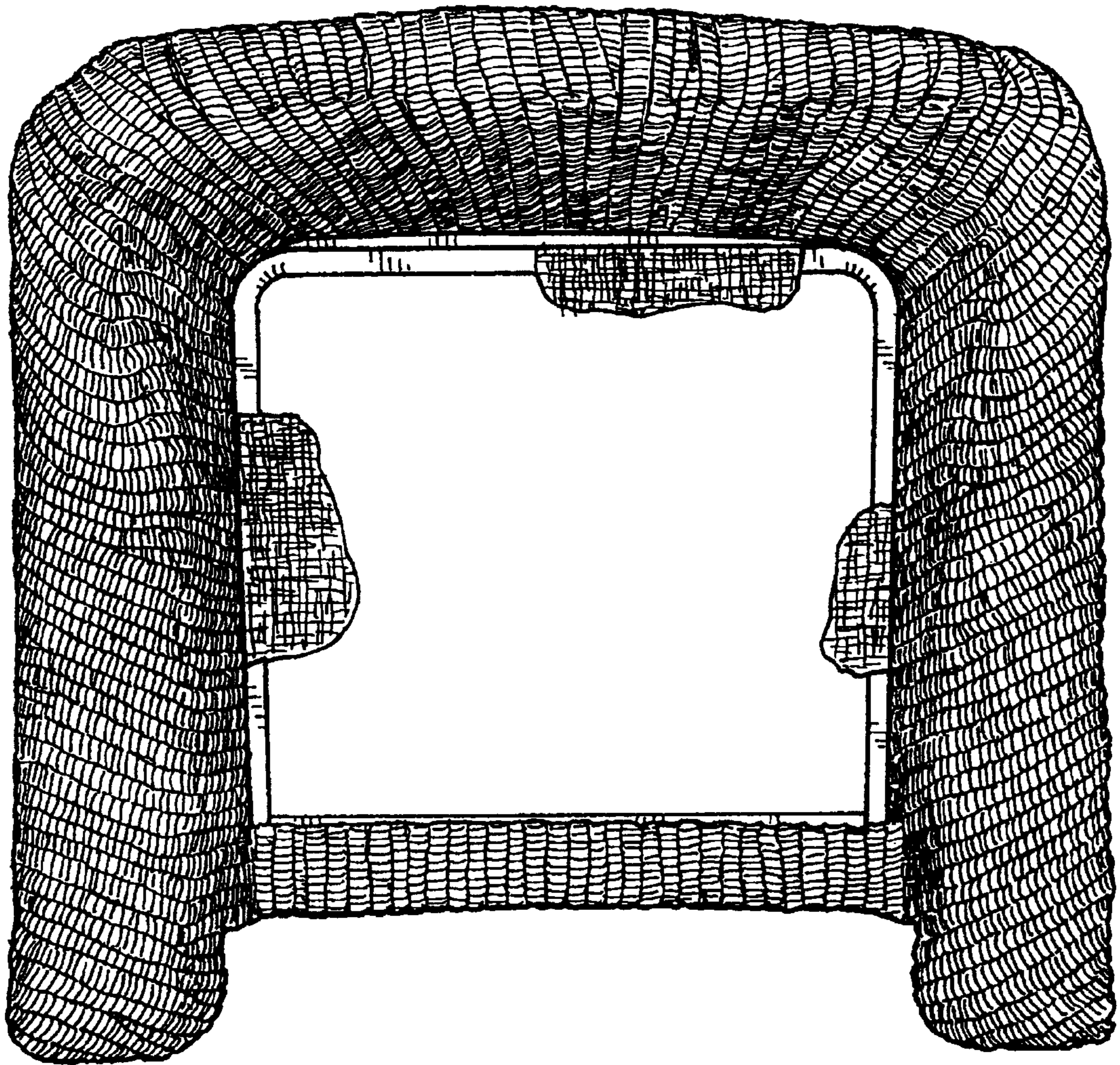


FIG. 4

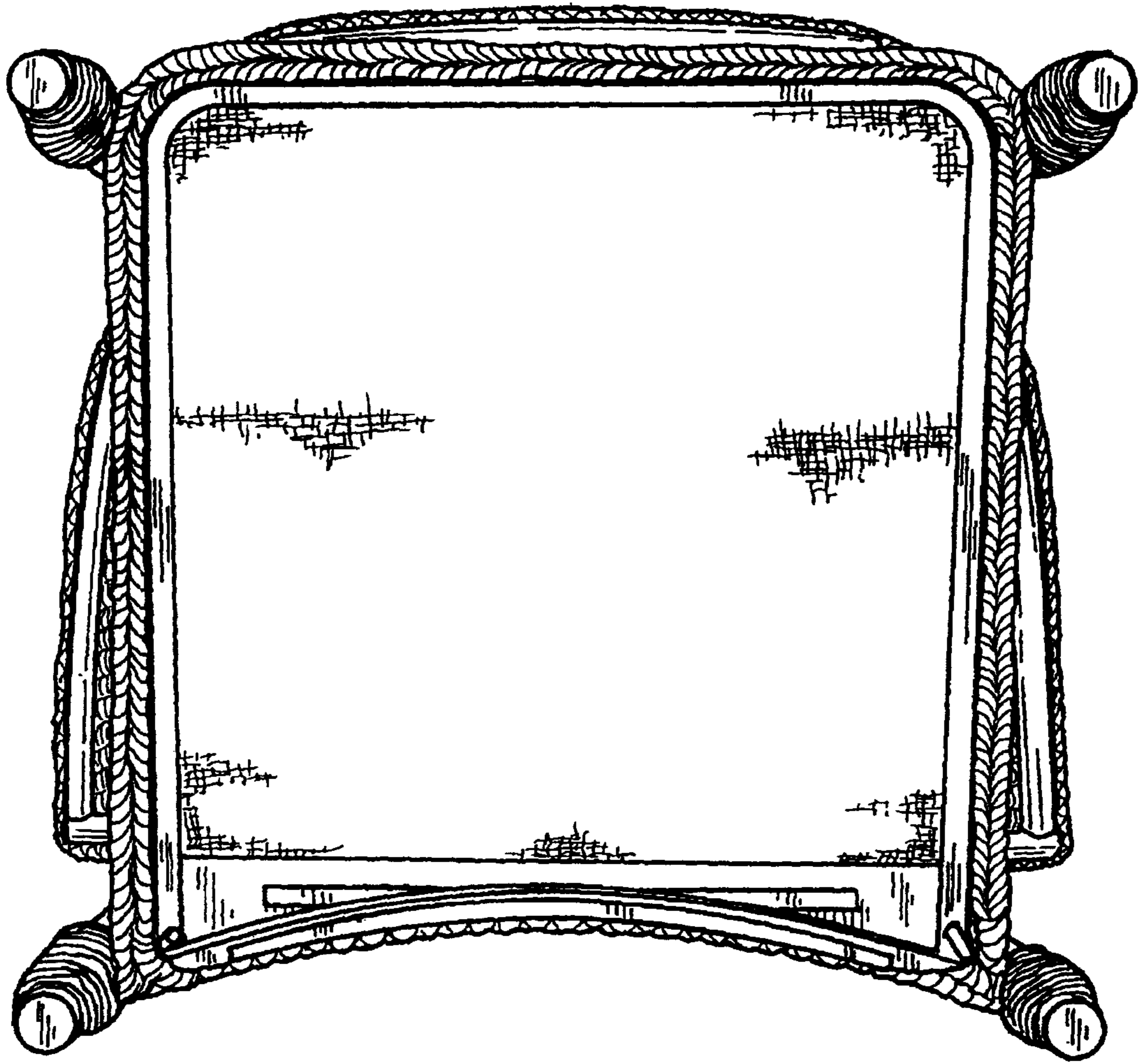


FIG. 5

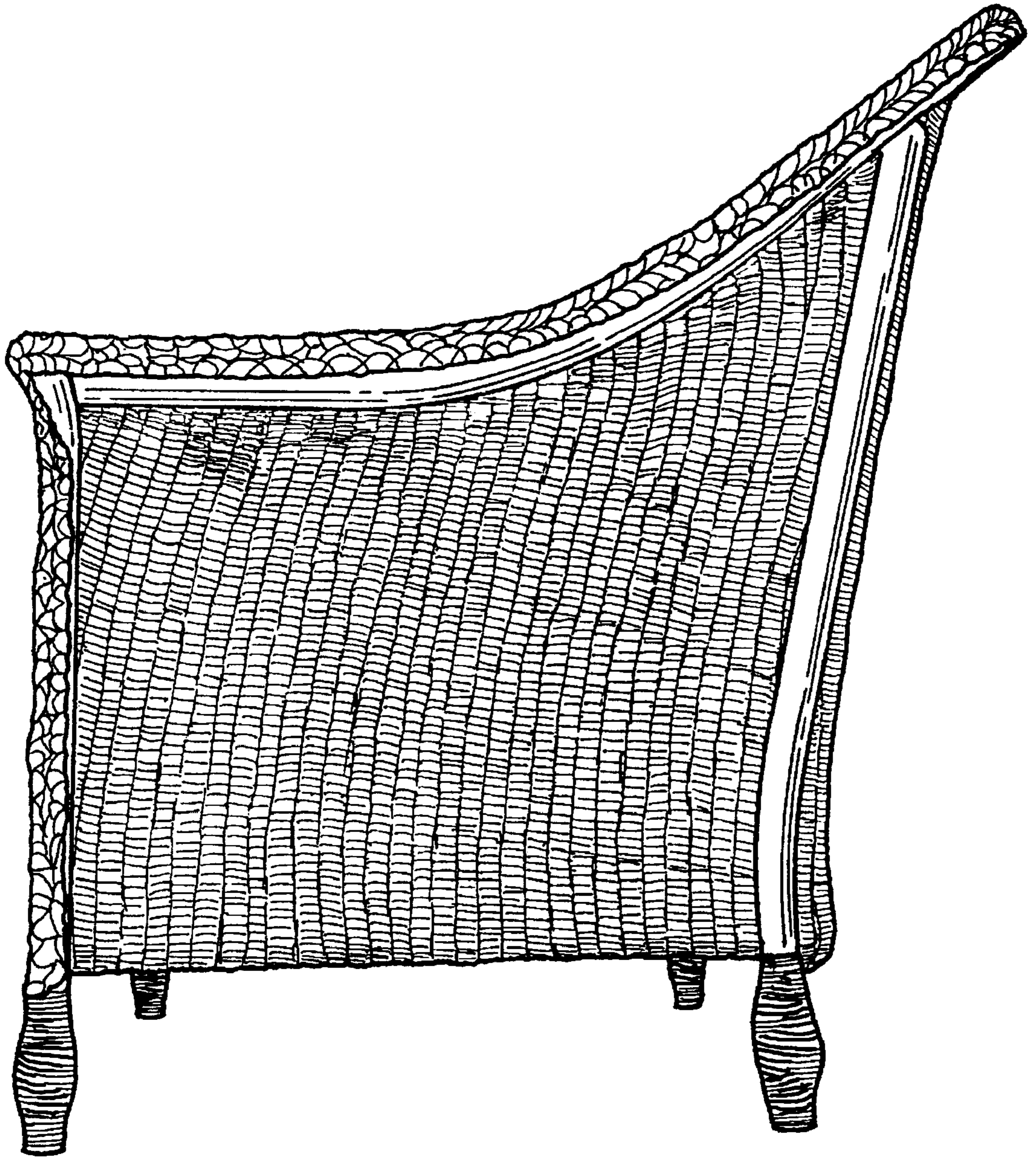


FIG. 6