



US00D456620S

(12) **United States Design Patent** (10) **Patent No.:** **US D456,620 S**
Vincent (45) **Date of Patent:** **** May 7, 2002**

(54) **PICTURE FRAME**

(75) Inventor: **Tom Vincent**, San Rafael, CA (US)

(73) Assignee: **Umbra, Inc.**, Buffalo, NY (US)

(**) Term: **14 Years**

(21) Appl. No.: **29/135,294**

(22) Filed: **Jan. 9, 2001**

(51) **LOC (7) Cl.** **06-07**

(52) **U.S. Cl.** **D6/301**

(58) **Field of Search** D6/300-314; 40/700,
40/711, 714-716, 721, 722, 725, 735, 745,
747, 765, 780, 790, 798

(56) **References Cited**

U.S. PATENT DOCUMENTS

4,094,085 A * 6/1978 Nolan, Jr. 40/735
D255,522 S * 6/1980 Quigley, Jr. et al. D6/302 X
D272,791 S * 2/1984 Brobakken D6/301
4,897,944 A * 2/1990 Otake et al. 40/704

D436,255 S * 1/2001 Colby D6/301

* cited by examiner

Primary Examiner—Janice E. Seeger

(74) *Attorney, Agent, or Firm*—Saidman DesignLaw Group

(57) **CLAIM**

The ornamental design for a picture frame, as shown and described.

DESCRIPTION

FIG. 1 is a perspective view of a picture frame showing my new design;

FIG. 2 is a front plan view thereof;


FIG. 3 is a top view thereof, the bottom view being a mirror image;

FIG. 4 is a right side view thereof, the left side view being a mirror image; and,

FIG. 5 is a front view of a second embodiment of my design.

The dashed lines in FIGS. 1, 3 and 4 are shown for environmental purposes only and form no part of the claimed design.

1 Claim, 5 Drawing Sheets



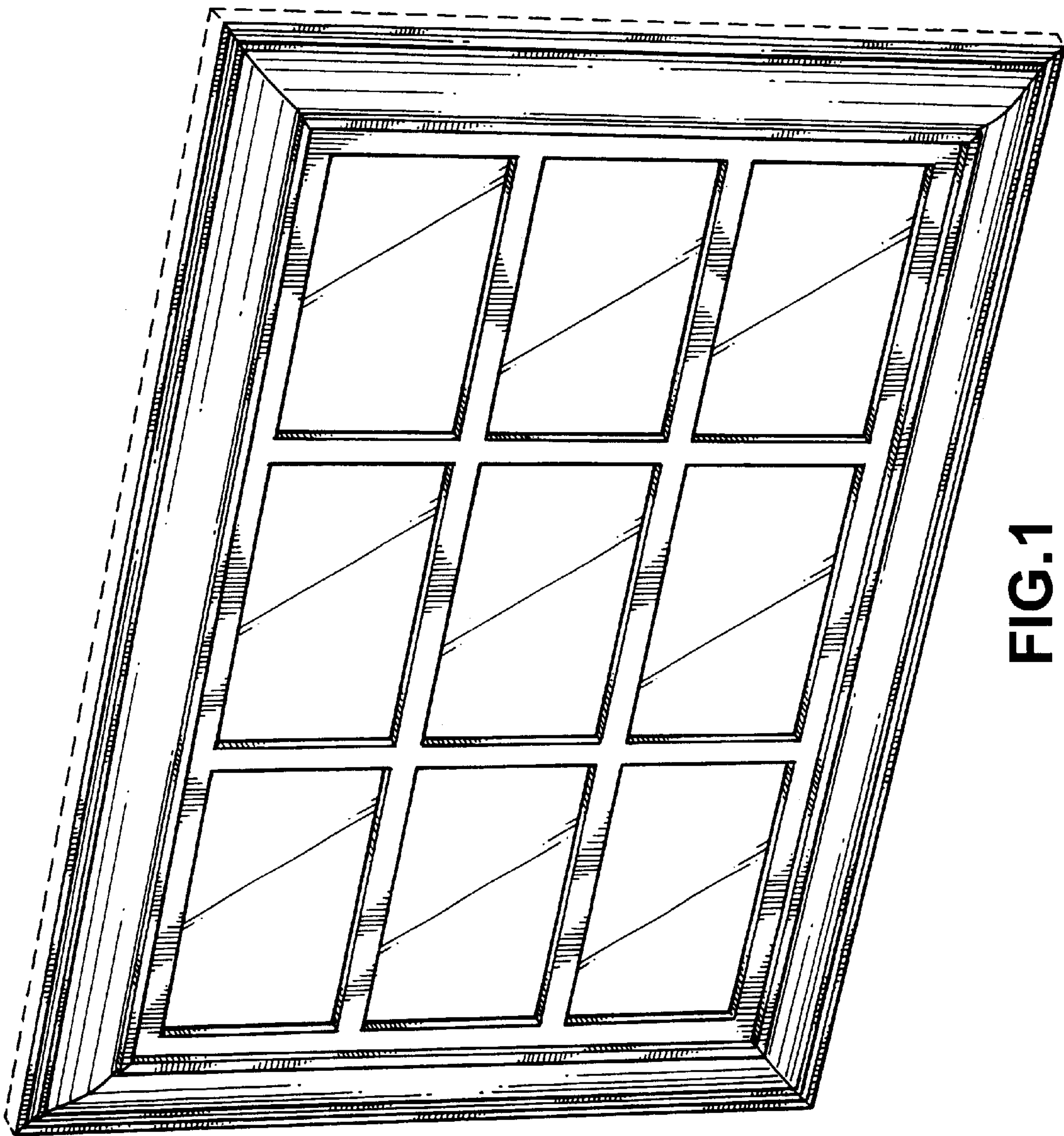


FIG.1

FIG.2






FIG.3



FIG.4




FIG. 5