



US00D456615S

(12) **United States Design Patent**  
**Zemel**

(10) **Patent No.:** **US D456,615 S**

(45) **Date of Patent:** **\*\* May 7, 2002**

(54) **BASTING BRUSH**

(75) Inventor: **Marc Zemel**, Old Bethpage, NY (US)

(73) Assignee: **Mr. Bar-B-Q-, Inc.**, Old Bethpage, NY (US)

(\*\*) Term: **14 Years**

(21) Appl. No.: **29/144,314**

(22) Filed: **Jul. 2, 2001**

(51) **LOC (7) Cl.** ..... **04-04**

(52) **U.S. Cl.** ..... **D4/135**

(58) **Field of Search** ..... D4/132, 135, 138;  
D7/393, 395, 401.2, 683, 688; 15/143.1,  
159.1, 160, 166, 168, 191.1, 192, 193

(56) **References Cited**

**U.S. PATENT DOCUMENTS**

- 2,834,037 A \* 5/1958 Schumann ..... 15/160
- D231,419 S \* 4/1974 Caldwell ..... D4/135
- D255,512 S \* 6/1980 Christen, Jr. .... D4/135
- 5,572,792 A \* 11/1996 Garabedian

**OTHER PUBLICATIONS**

Hong Kong Enterprise, vol. 10, Oct. 1996, BBQ Brushes—  
Items P266B, P270A.. and P270B, p. 1393.\*  
Mr. BAR-B-Q Product Sheet Item No. 02052 Copyright  
1999.

Mr. Bar-B-Q Product Sheet Item No. 06030 Copyright  
1998.

\* cited by examiner

*Primary Examiner*—M. H. Tung  
*Assistant Examiner*—Lavone Tabor  
(74) *Attorney, Agent, or Firm*—Natter & Natter

(57) **CLAIM**

The ornamental design for a basting brush, as shown and  
described.

**DESCRIPTION**

FIG. 1 is a front elevational view of a basting brush showing  
my new design;

FIG. 2 is a side view thereof;

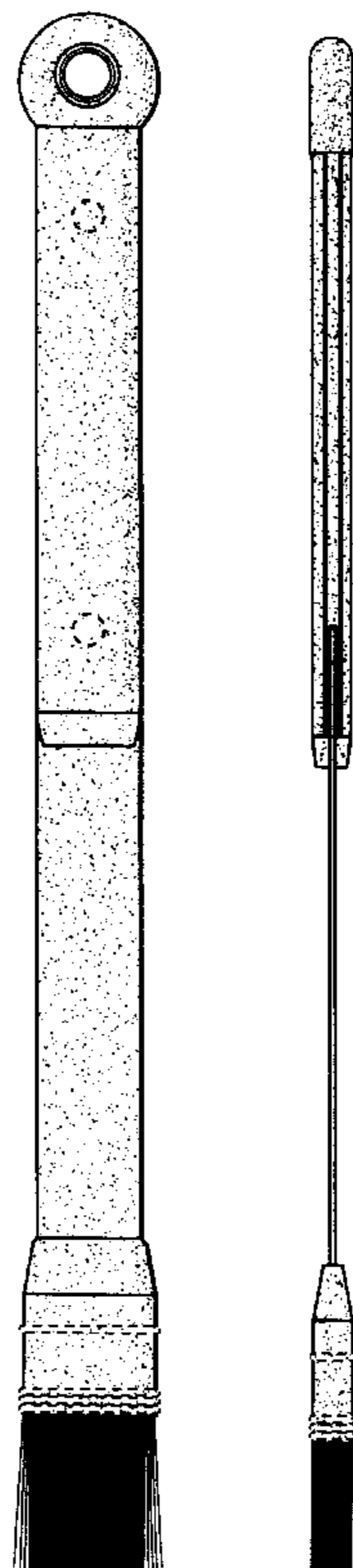
FIG. 3 is a top view thereof;

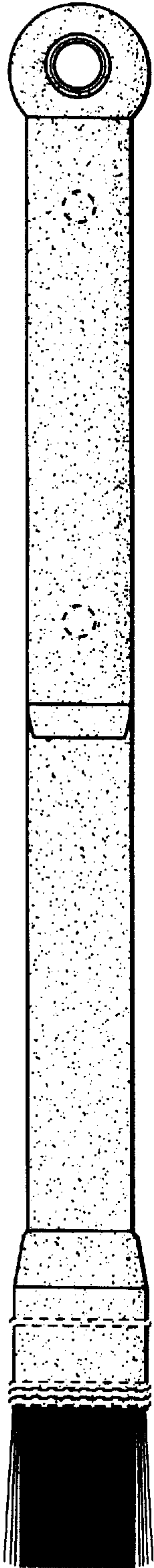
FIG. 4 is a bottom view thereof; and,

FIG. 5 is a perspective view thereof.

The rear and side views not illustrated in the drawing are  
identical to the front and side shown in FIGS. 1 and 2  
respectively. The broken lines showing the ferrule ribs  
define the bounds of the claimed design and form no part  
thereof.

**1 Claim, 2 Drawing Sheets**





*Fig. 1*



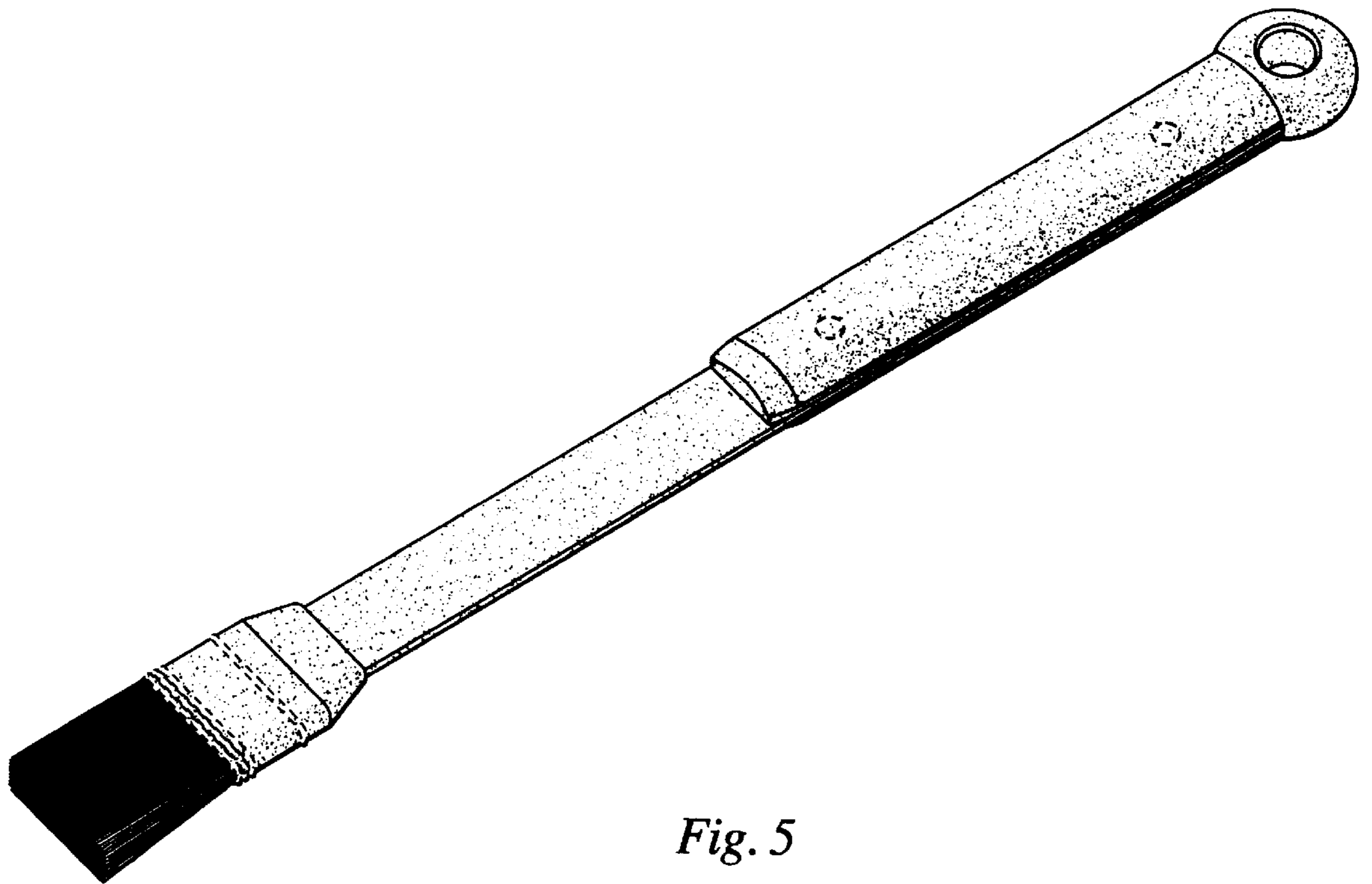
*Fig. 2*



*Fig. 3*



*Fig. 4*



*Fig. 5*