



US00D456614S

(12) **United States Design Patent**  
**Zemel**

(10) **Patent No.:** **US D456,614 S**

(45) **Date of Patent:** **\*\* May 7, 2002**

(54) **BARBECUE GRILL BRUSH**

(75) Inventor: **Marc Zemel**, Old Bethpage, NY (US)

(73) Assignee: **Mr. Bar-B-Q-, Inc.**, Old Bethpage, NY (US)

(\*\*) Term: **14 Years**

(21) Appl. No.: **29/142,159**

(22) Filed: **May 21, 2001**

(51) **LOC (7) Cl.** ..... **04-01**

(52) **U.S. Cl.** ..... **D4/134**

(58) **Field of Search** ..... D4/118, 132-134, D4/138; D32/42, 49; D7/393, 395, 401.2; 15/111, 143.1, 159.1, 160, 186, 187; 16/110.1, 430, 431, DIG. 12, DIG. 19

(56) **References Cited**

**U.S. PATENT DOCUMENTS**

D227,623 S	*	7/1973	Spydevold	.....	D4/134
D249,599 S	*	9/1978	Whitaker	.....	D4/118
5,623,739 A	*	4/1997	Thompson	.....	15/143.1 X
D400,328 S	*	10/1998	Zemel	.....	D32/49
D429,889 S	*	8/2000	Fielding	.....	D4/118

6,216,306 B1	*	4/2001	Esterson et al.	.....	15/111
6,237,192 B1	*	5/2001	Garrison et al.	.....	16/DIG. 12
6,282,742 B1	*	9/2001	Boggs	.....	15/143.1 X

\* cited by examiner

*Primary Examiner*—Alan P. Douglas

*Assistant Examiner*—Lavone Tabor

(74) *Attorney, Agent, or Firm*—Natter & Natter

(57) **CLAIM**

The ornamental design for a barbecue grill brush, as shown and described.

**DESCRIPTION**

FIG. 1 is a front elevational view of a barbecue grill brush showing my new design;

FIG. 2 is a rear elevational view thereof;

FIG. 3 is a side view thereof;


FIG. 4 is an enlarged bottom view thereof;

FIG. 5 is an enlarged top view thereof; and,

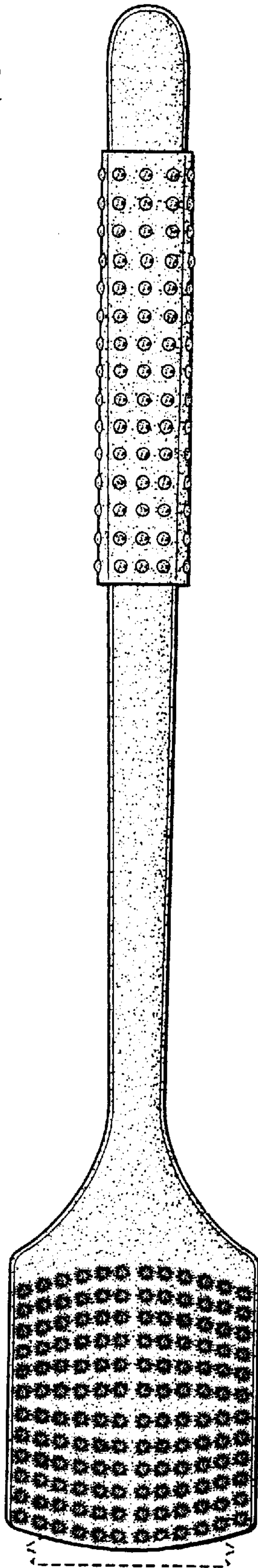
FIG. 6 is a perspective view thereof.

The side not illustrated is a mirror image of the side illustrated in FIG. 3 and the scraper blade illustrated in dashed lines does not form part of the claimed design.

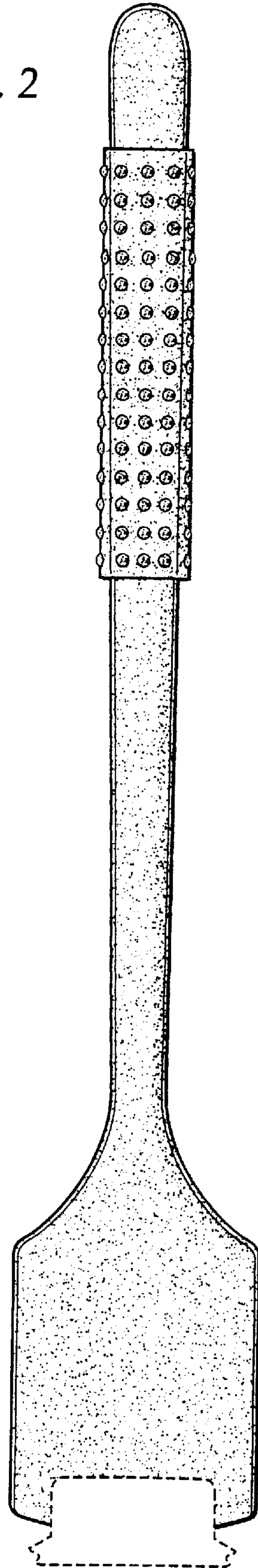
**1 Claim, 3 Drawing Sheets**



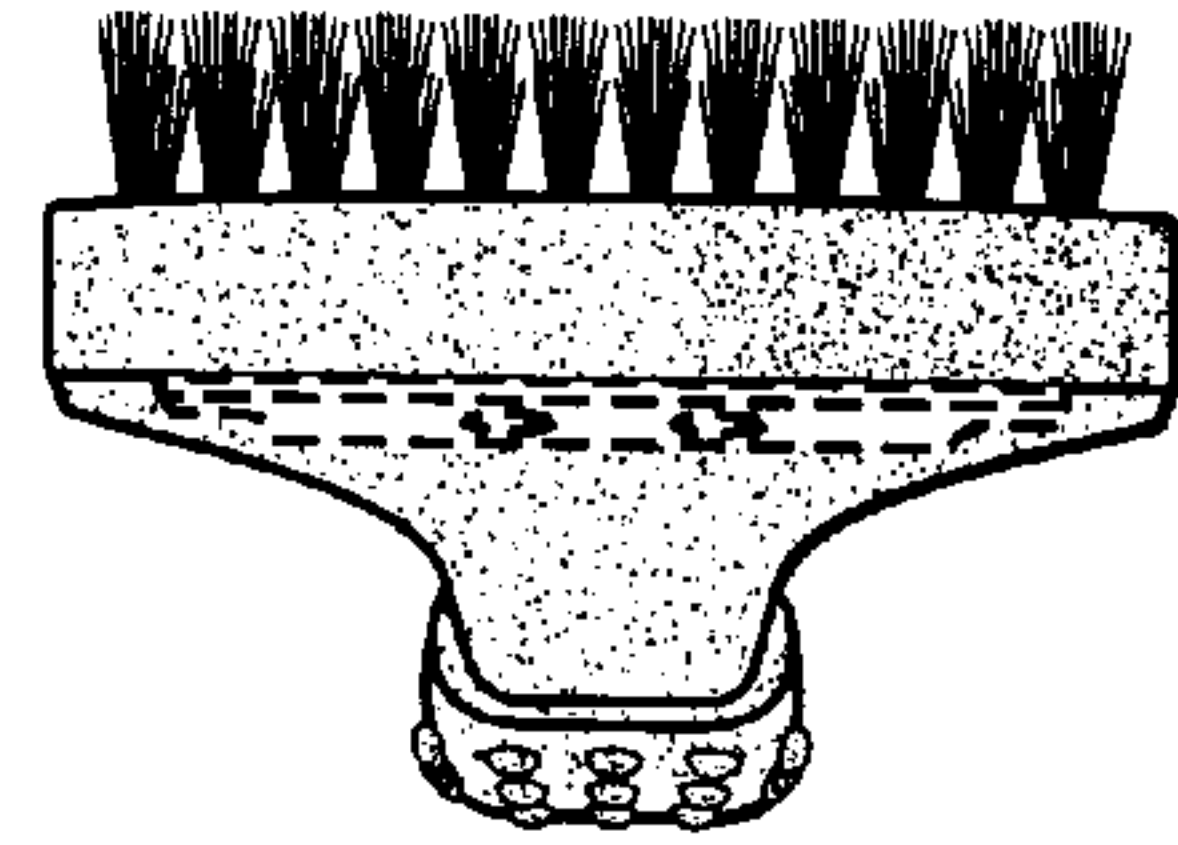

*Fig. 1*



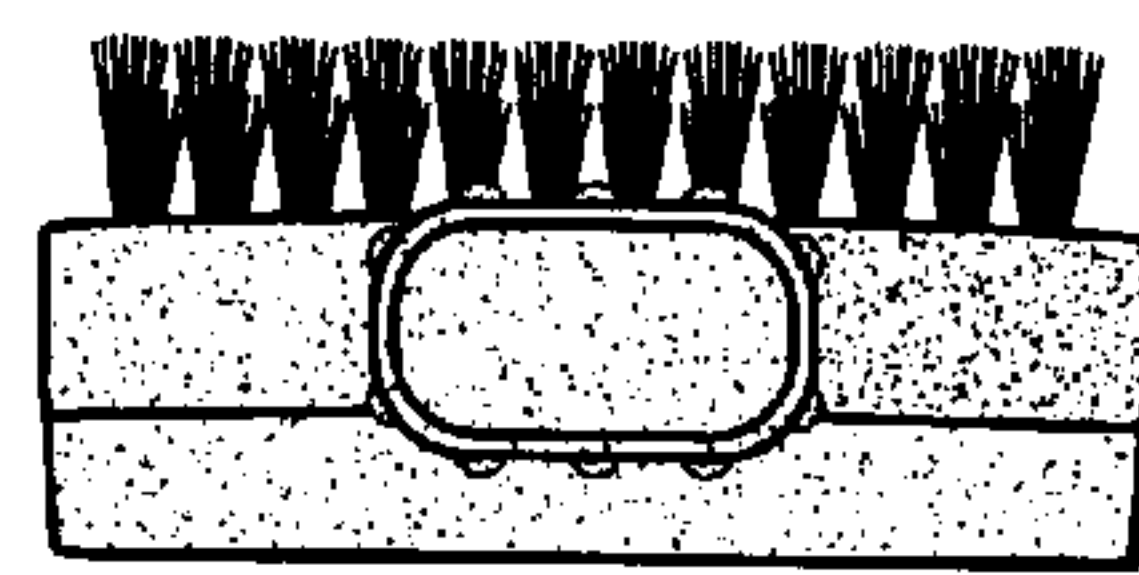
*Fig. 2*



*Fig. 3*



*Fig. 4*



*Fig. 5*

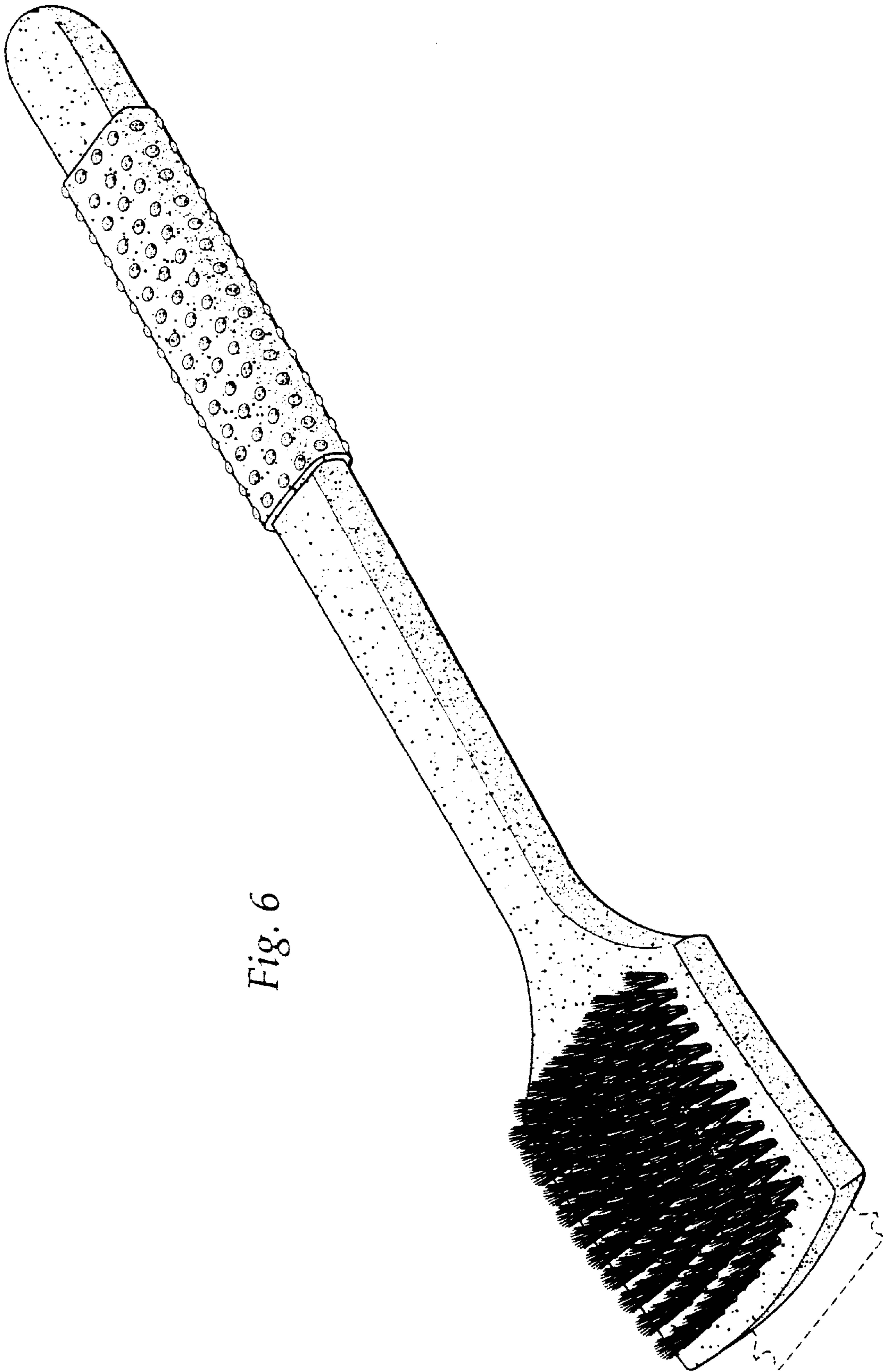


Fig. 6