



US00D456610S

(12) **United States Design Patent**
Kwong

(10) **Patent No.:** **US D456,610 S**

(45) **Date of Patent:** **** May 7, 2002**

(54) **BRUSH**

(76) **Inventor:** **Cheung Kwong**, Block A1, 3F, Tsing Yi Industrial Center, Phase 1, Tsing Yi N.T. (HK)

(**) **Term:** **14 Years**

(21) **Appl. No.:** **29/133,348**

(22) **Filed:** **Nov. 28, 2000**

(51) **LOC (7) Cl.** **04-02**

(52) **U.S. Cl.** **D4/120; D4/121**

(58) **Field of Search** D4/119-121, 132-134, D4/136, 138; 15/106, 143.1, 144.1, 159.1, 186, 187; 132/120, 126, 129, 131-134, 138, 271, 313

(56) **References Cited**

U.S. PATENT DOCUMENTS

2,528,291 A * 10/1950 Winston 132/129 X
D293,980 S * 2/1988 Bilbrey et al. D4/120
5,865,188 A * 2/1999 Marquez 132/132

FOREIGN PATENT DOCUMENTS

GB 2167946 * 6/1986 A46B/15/00
GB 2325406 * 11/1998 A45D/24/04
JP 7-308224 * 11/1995 A46B/15/00

* cited by examiner

Primary Examiner—Alan P. Douglas

Assistant Examiner—Lavone Tabor

(74) *Attorney, Agent, or Firm*—James E. Brunton, Esq.

(57) **CLAIM**

The ornamental design for “a brush”, as shown.

DESCRIPTION

FIG. 1 is a perspective view of a brush showing my new design;

FIG. 2 is a front view thereof;

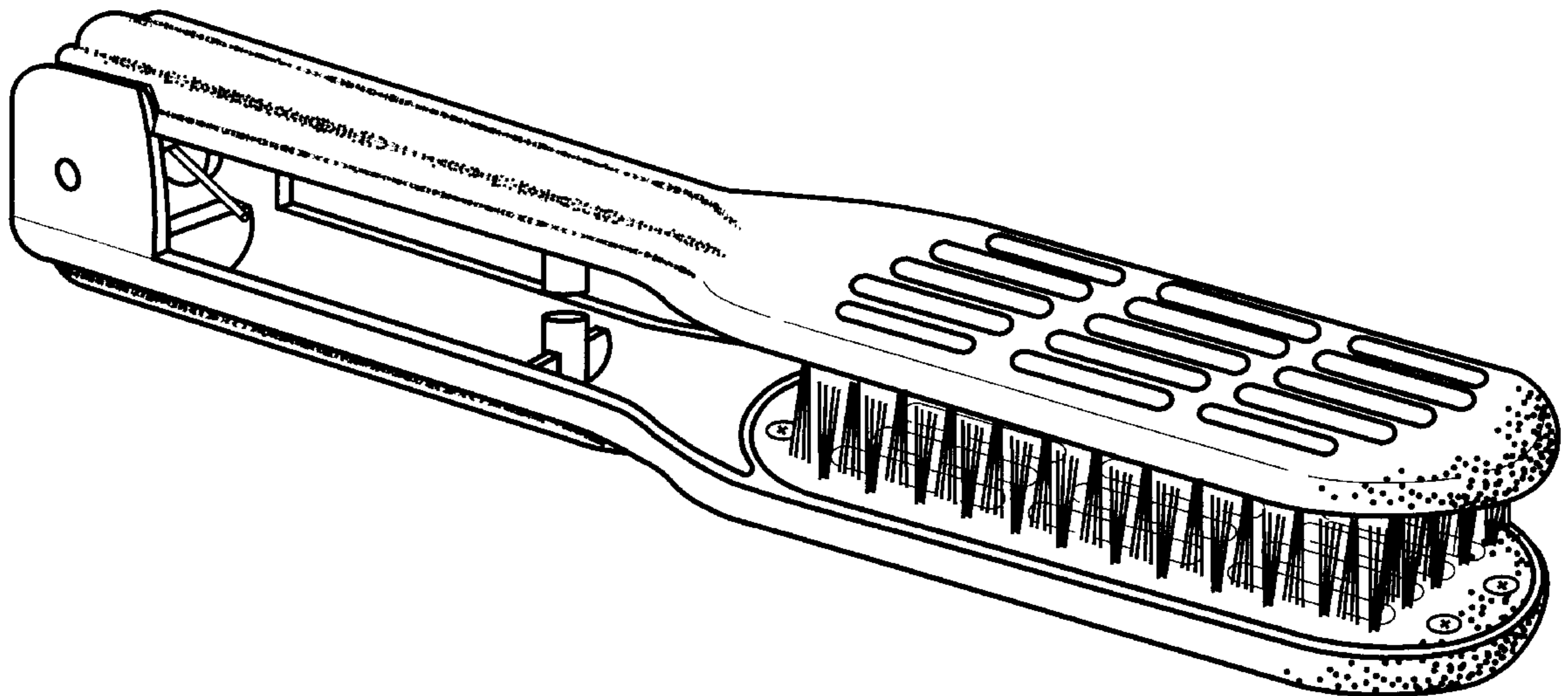
FIG. 3 is a rear view thereof;

FIG. 4 is a side elevational view thereof;

FIG. 5 is a top plan view thereof; and,

FIG. 6 is a bottom plan view thereof.

1 Claim, 4 Drawing Sheets



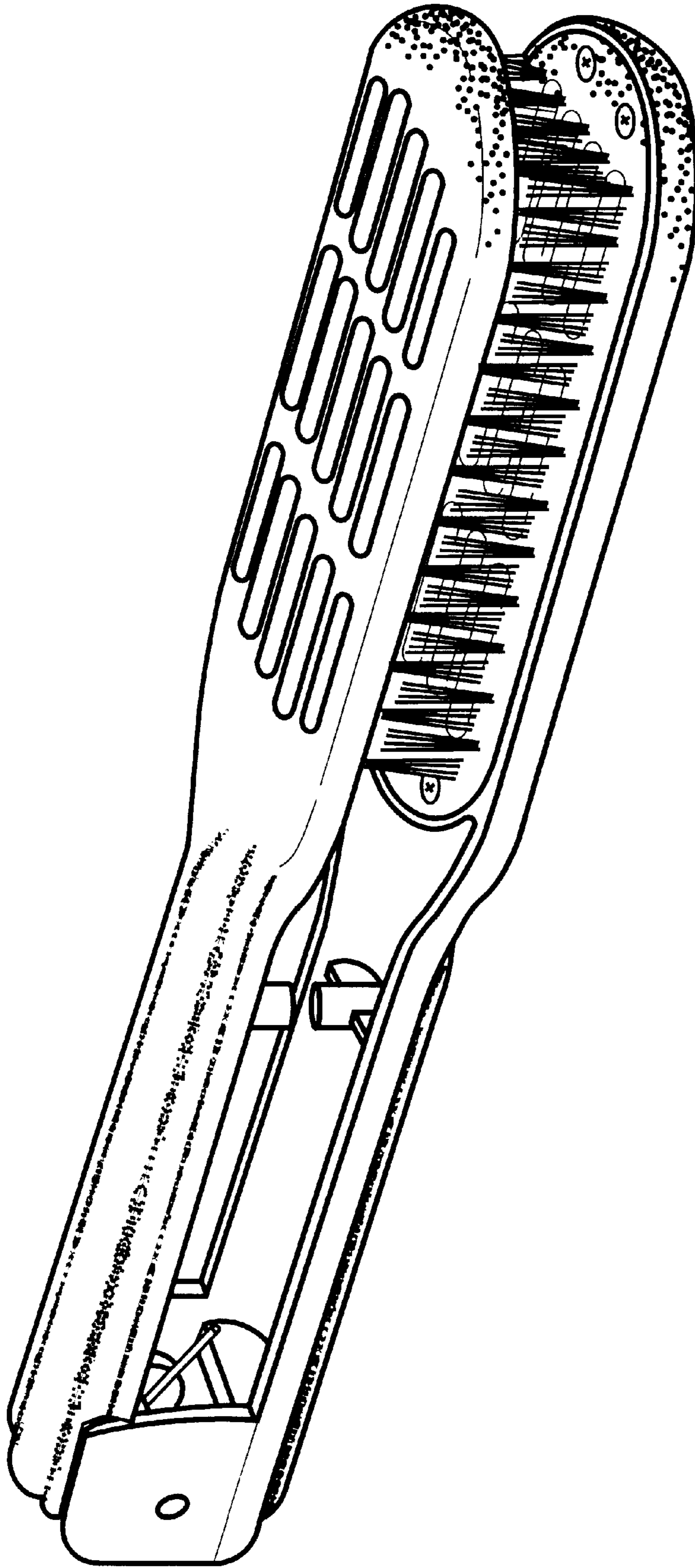


Fig. 1




Fig. 2

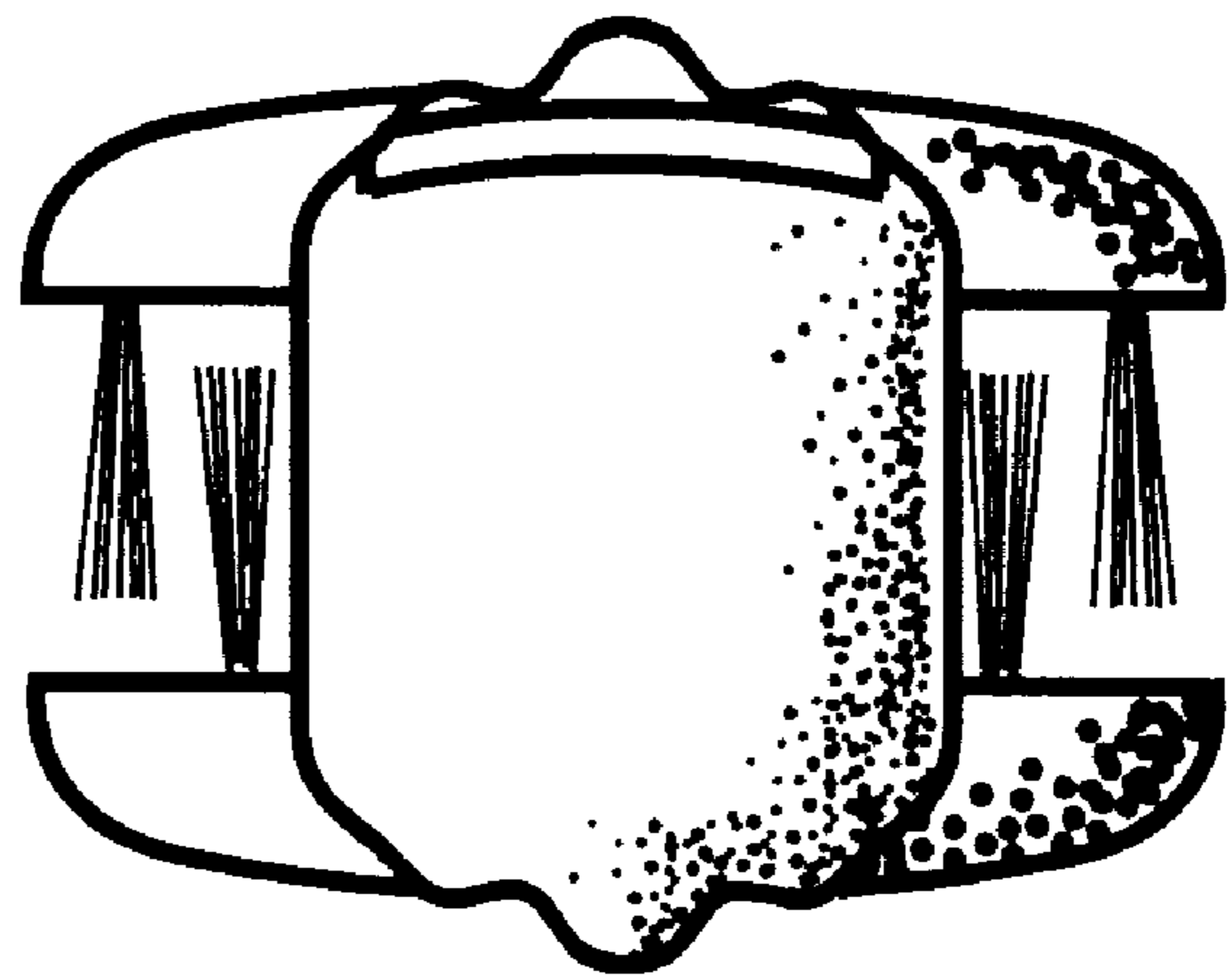


Fig. 3




Fig. 4

Fig. 5

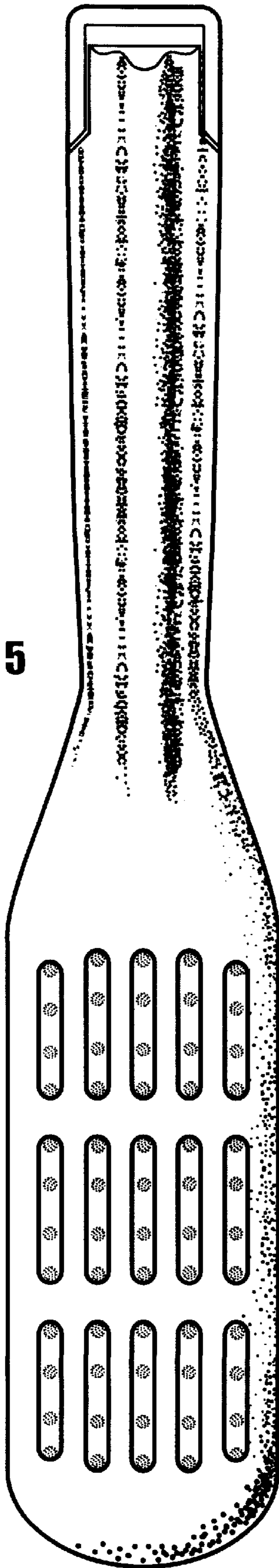


Fig. 6

