



US00D456593S

(12) **United States Design Patent**
Leonard

(10) **Patent No.:** **US D456,593 S**

(45) **Date of Patent:** **** May 7, 2002**

(54) **APRON**

(76) **Inventor:** **Sheila Leonard**, N1668 River Dr.,
Menominee, MI (US) 49858

(**) **Term:** **14 Years**

(21) **Appl. No.:** **29/131,174**

(22) **Filed:** **Oct. 16, 2000**

(51) **LOC (7) Cl.** **02-02**

(52) **U.S. Cl.** **D2/861; D2/860; D2/861**

(58) **Field of Search** **D2/860-864, 742,**
D2/728, 739, 983, 856, 853, 500, 746;
2/49.3, 46, 47, 48, 49, 49.2, 50, 51, 53,
55, 49.1, 247, 250, 254

(56) **References Cited**

U.S. PATENT DOCUMENTS

298,985 A	5/1884	Kimball	
1,139,532 A *	5/1915	Kelly et al.	
1,879,341 A	9/1932	Lapham	
2,171,676 A	9/1939	Wallace	
D133,954 S *	9/1942	Siegle	
2,471,386 A *	5/1949	Carter	
2,616,598 A	11/1952	Sexton	
2,683,880 A *	7/1954	Krigbaum	
D174,495 S *	4/1955	Fraser et al.	
2,945,614 A *	7/1960	Wittmann, Sr.	
3,380,635 A	4/1968	Stone et al.	
D232,058 S	7/1974	Palomares	
D259,673 S *	6/1981	Ruszczynski	D2/864
4,473,907 A	10/1984	Maillard	
D281,638 S *	12/1985	Thomas	D2/864
4,564,957 A	1/1986	Scharf	
4,637,075 A *	1/1987	Ingrisano et al.	2/94
4,667,347 A *	5/1987	Greer	2/247
4,731,883 A *	3/1988	Foster	2/69
D304,777 S	11/1989	Glenn	
4,972,982 A	11/1990	Harbour	
D324,758 S	3/1992	Esteves	
5,312,282 A	5/1994	Cooper	
D364,726 S *	12/1995	Kosc	D2/864
5,566,391 A	10/1996	Williamson	

5,588,385 A *	12/1996	Sand	112/475.09
D381,190 S	7/1997	Deon	
5,699,558 A	12/1997	Min	
5,815,843 A *	10/1998	Brillhart, III et al.	2/247
5,890,809 A	4/1999	Nelson	
5,915,606 A	6/1999	Jensen	
5,960,471 A	10/1999	Burton	

FOREIGN PATENT DOCUMENTS

FR 2669512 A1 5/1992

* cited by examiner

Primary Examiner—Celia Murphy

(74) *Attorney, Agent, or Firm*—Ryan Kromholz & Manion,
S.C.

(57) **CLAIM**

The ornamental design of an apron, as shown and described.

DESCRIPTION

FIG. 1 is a perspective view of an apron incorporating my new design, said design including waist straps, neck straps, and a container pouch, said container pouch being shown flattened;

FIG. 2 is a front elevational view thereof;

FIG. 3 is a left side elevational view thereof with the right side elevational view being a mirror image of the left side elevational view;

FIG. 4 is a left side elevational view thereof with the container pouch shown in use, with the right side elevational view being a mirror image of the left side elevational view;

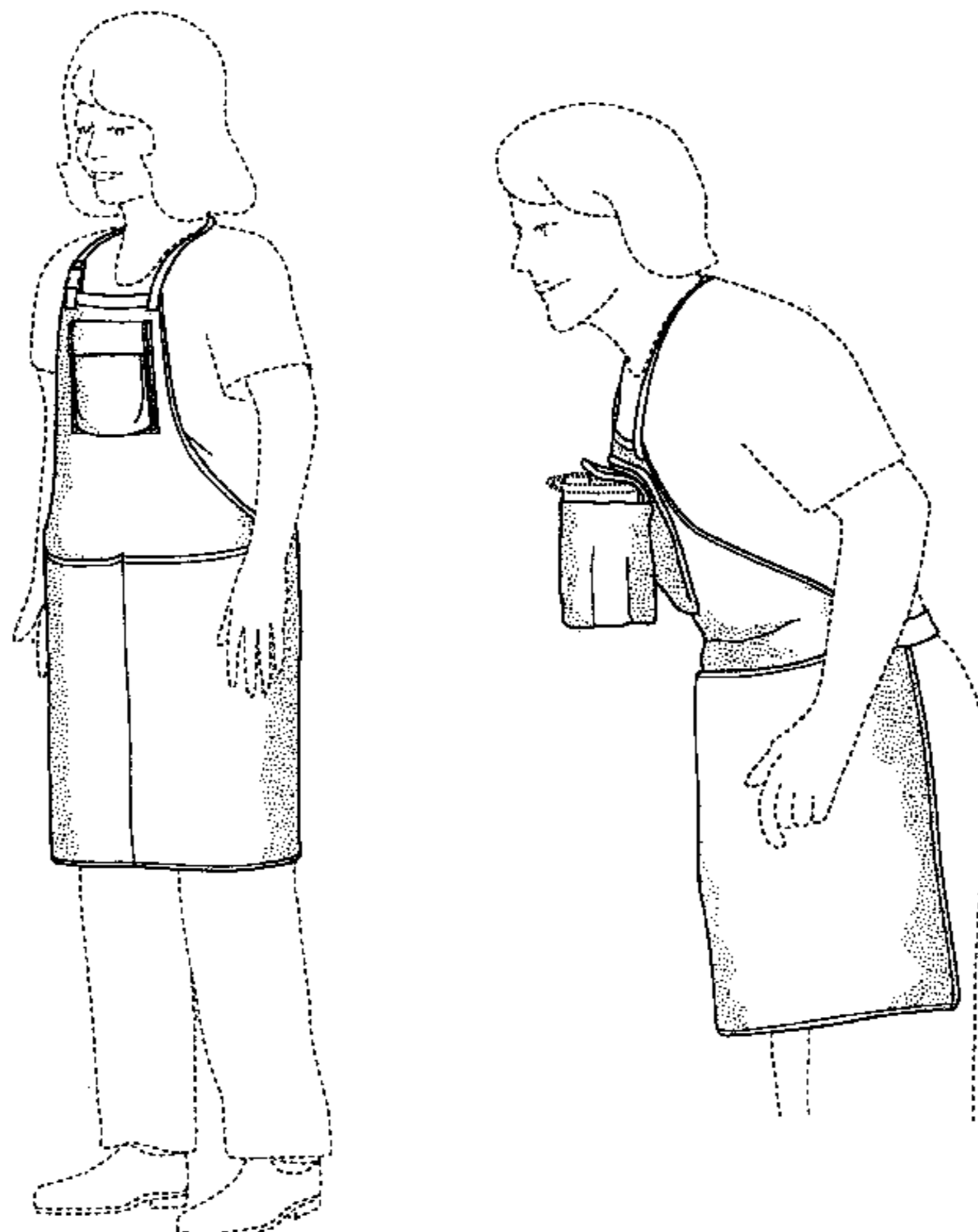
FIG. 5 is a top plan view thereof;

FIG. 6 is a bottom plan view thereof; and,

FIG. 7 is a perspective view showing a wearer inclined in a forward position, with the container pouch shown in use.

The broken line showing of environment in FIGS. 1, 4, and 7 is for illustrative purposes only and forms no part of the claimed design. A person wearing an apron incorporating my new design is illustrated by broken lines as shown in FIGS. 1 and 7. A container in the pouch is illustrated by broken lines as shown in FIGS. 4 and 7.

1 Claim, 4 Drawing Sheets



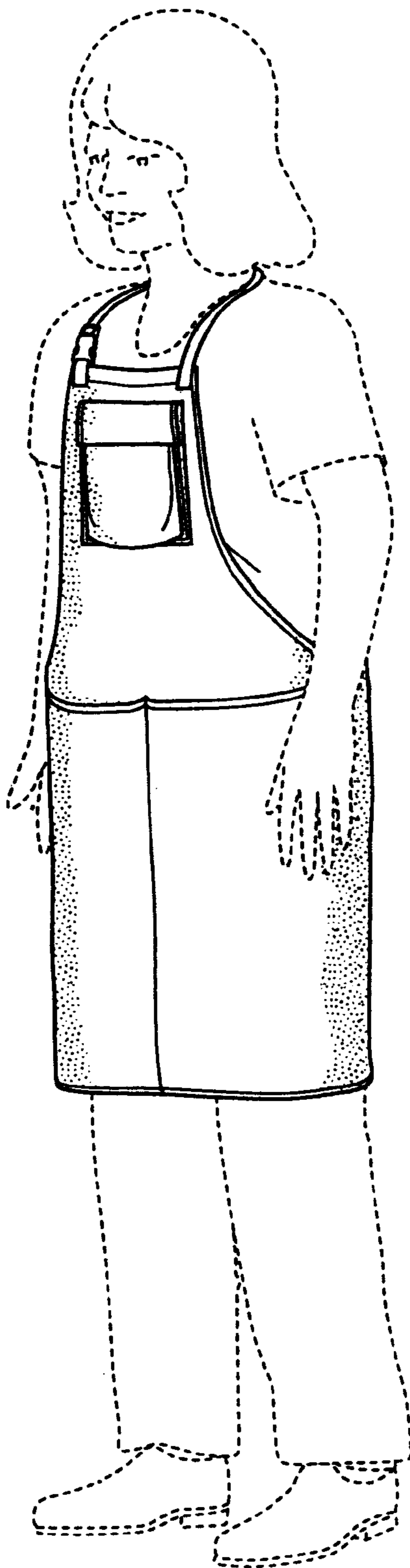


Fig. 1




Fig. 2

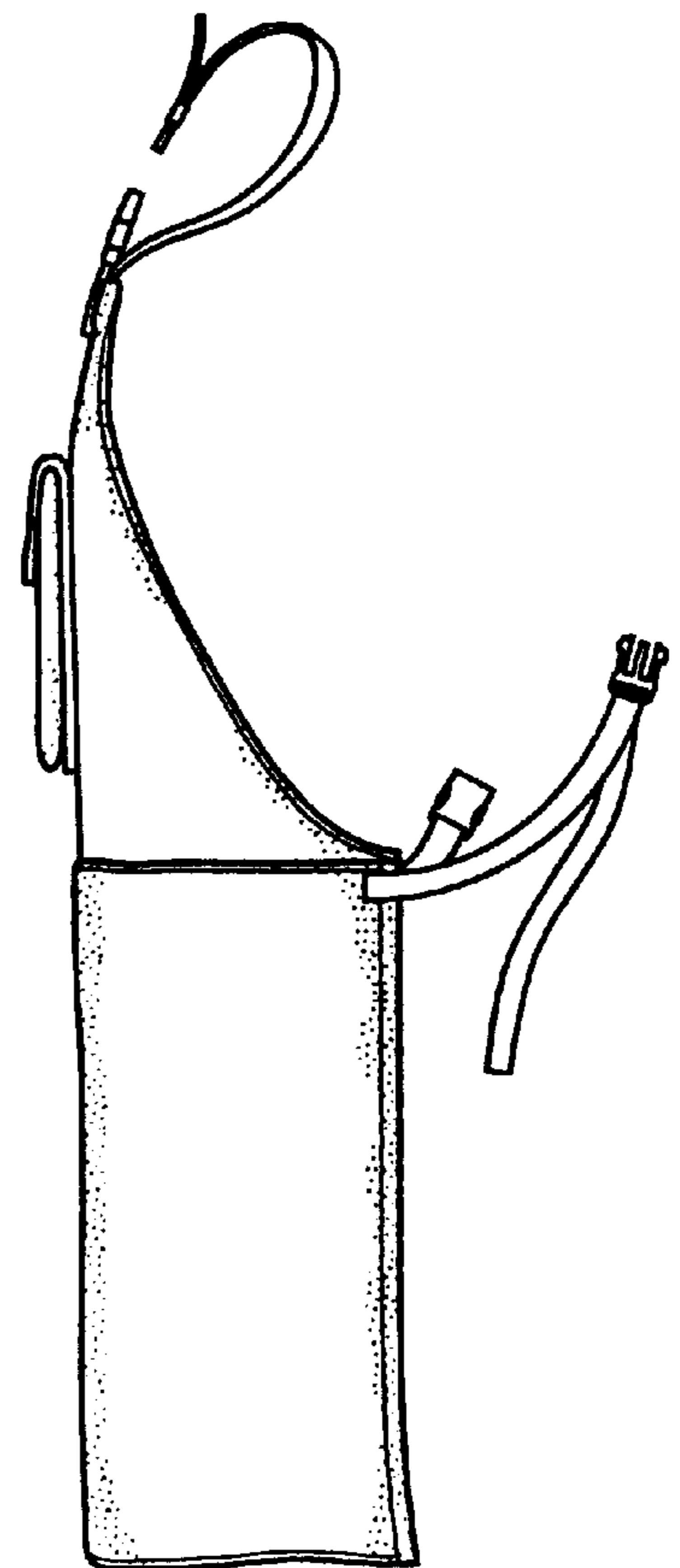


Fig. 3

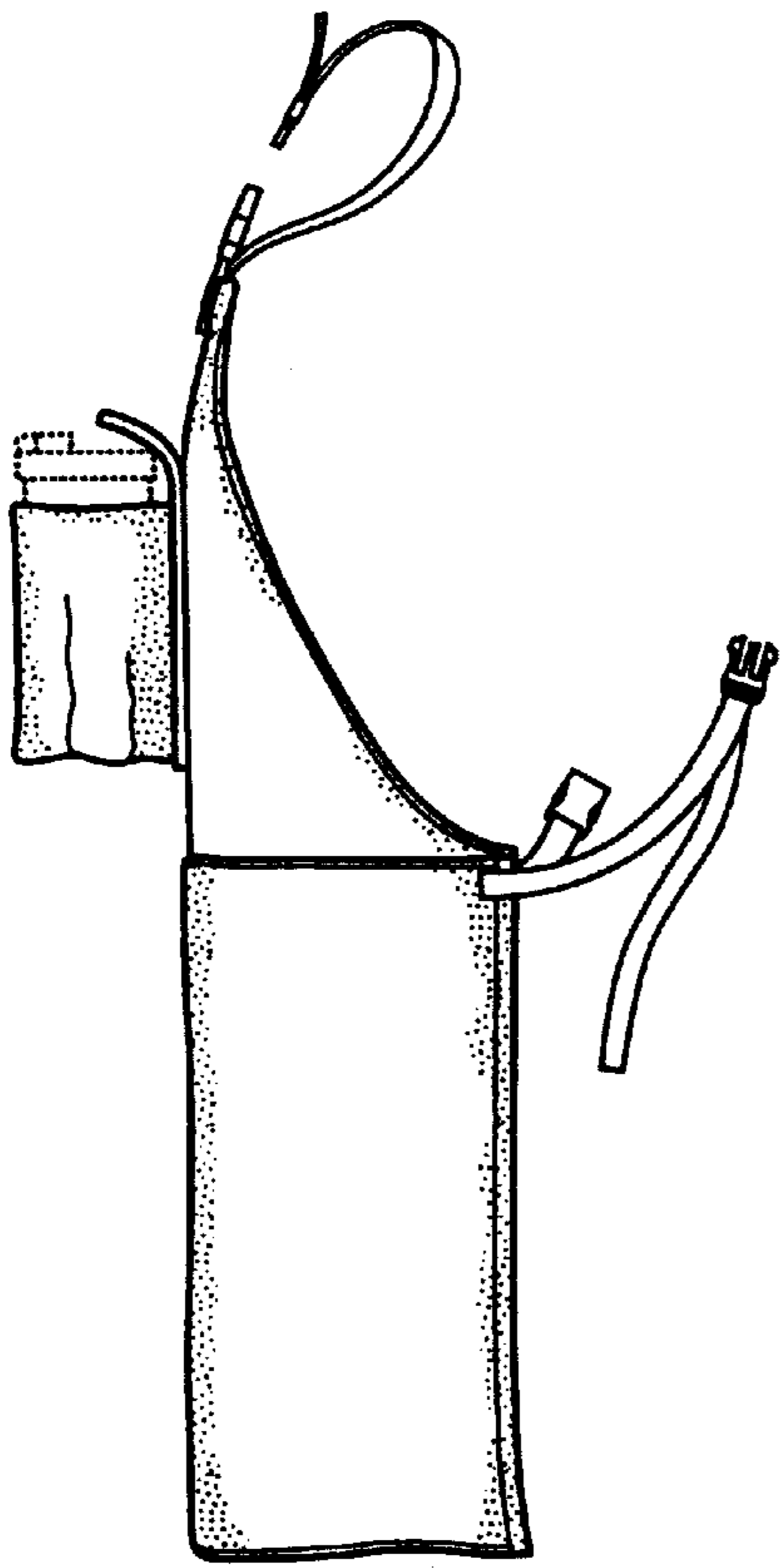


Fig. 4

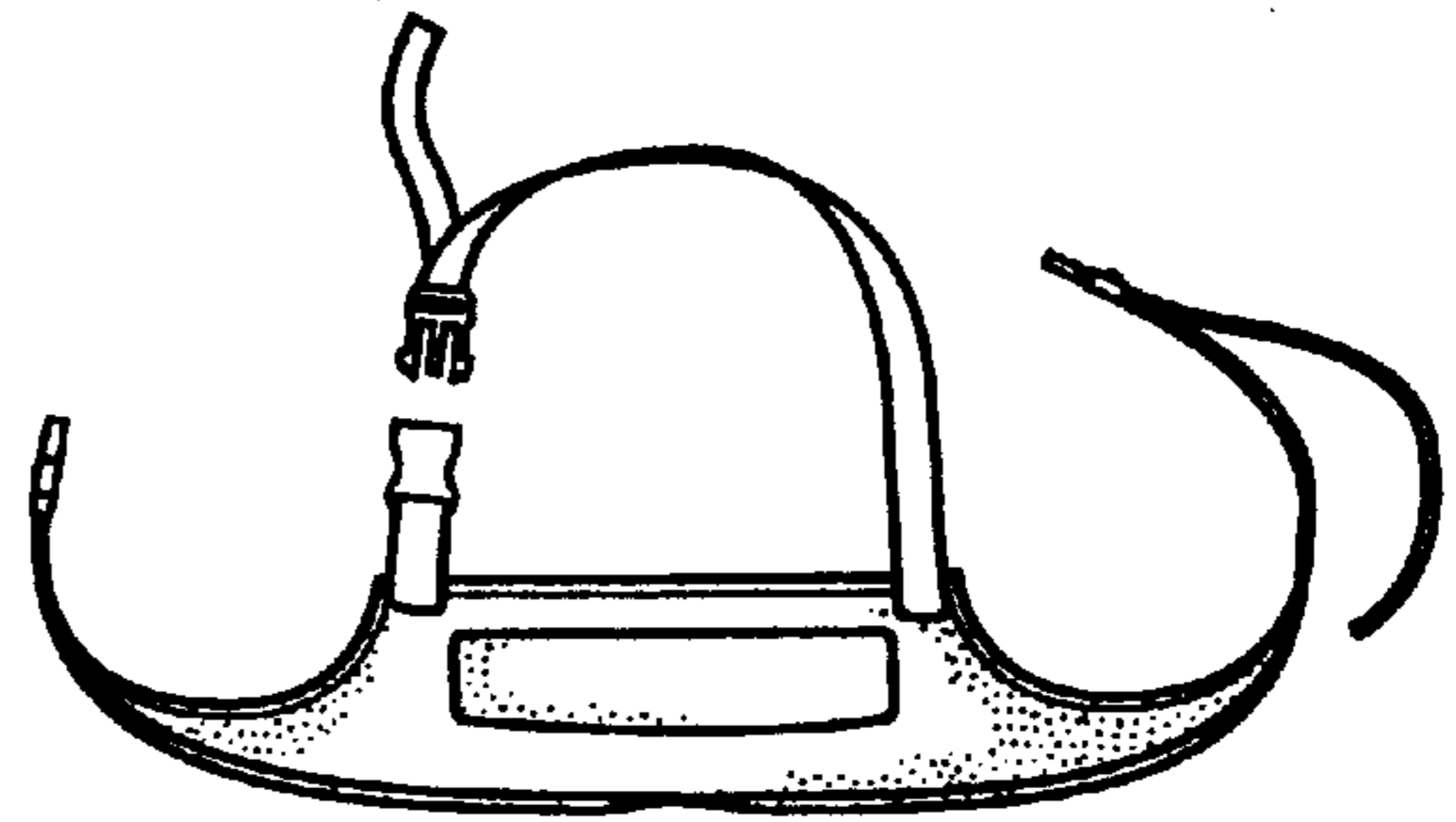


Fig. 5

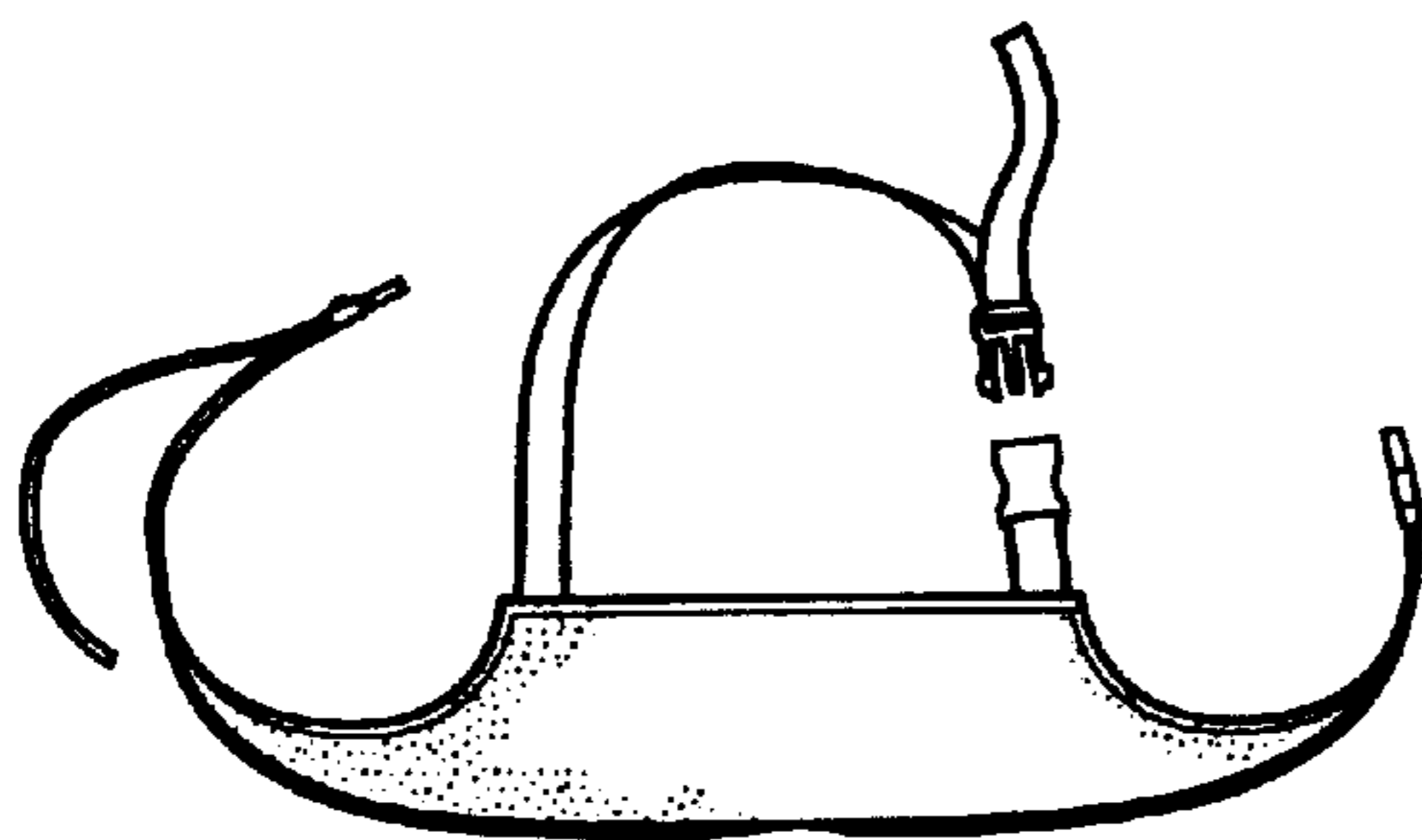


Fig. 6

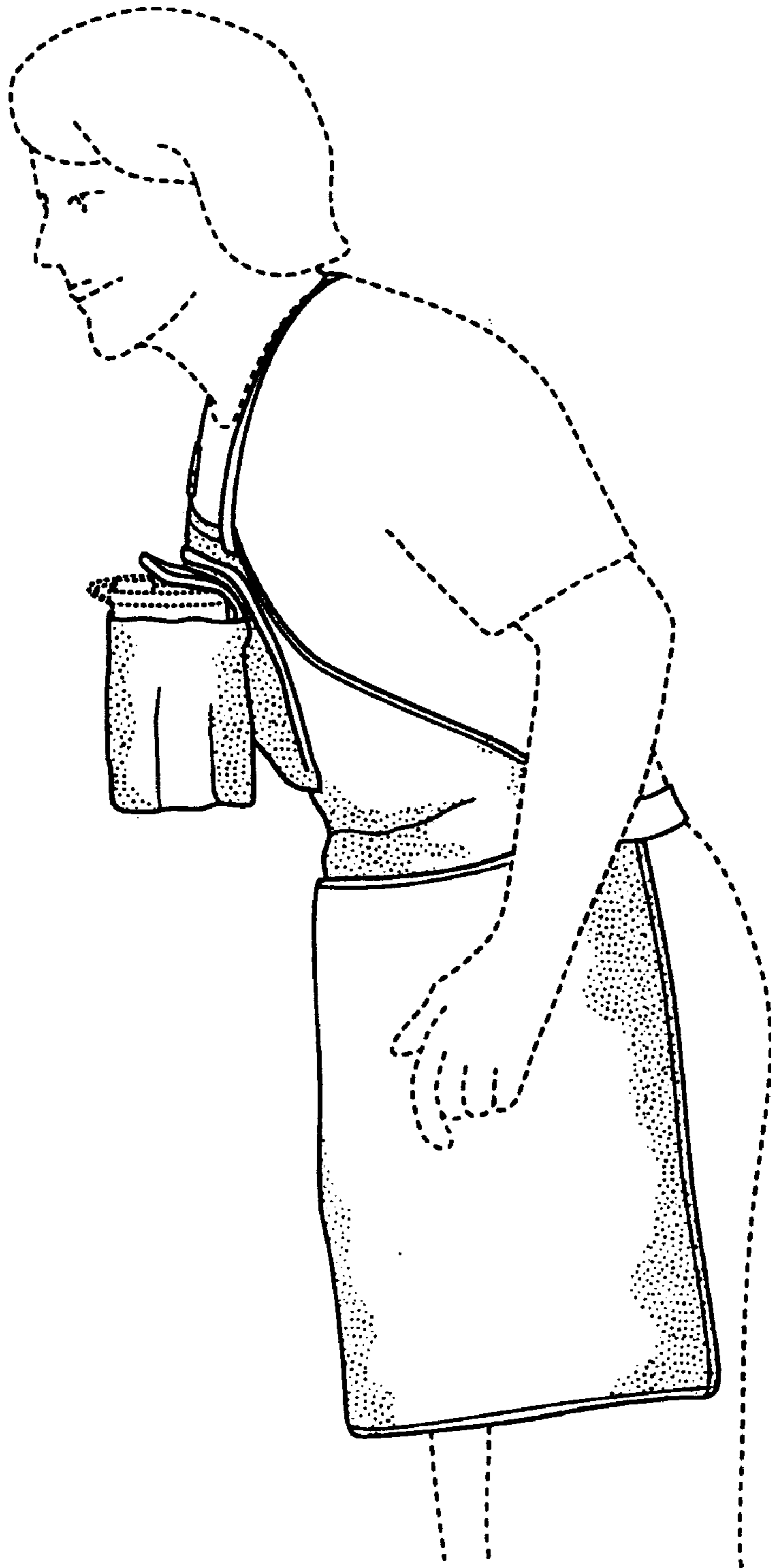


Fig. 7