



US00D456588S

(12) **United States Design Patent**
Fairhurst et al.

(10) **Patent No.:** **US D456,588 S**

(45) **Date of Patent:** **** May 7, 2002**

(54) **GARMENT**

(75) Inventors: **Fiona Fairhurst**, Muston (GB); **Jane Cappaert**, Arlington, MA (US); **Masanobu Okada**, Osaka (JP)

(73) Assignee: **Speedo International Limited**, Nottingham (GB)

(**) Term: **14 Years**

(21) Appl. No.: **29/128,902**

(22) Filed: **Sep. 1, 2000**

(30) **Foreign Application Priority Data**

Mar. 2, 2000 (GB) 2090948

(51) **LOC (7) Cl.** **02-02**

(52) **U.S. Cl.** **D2/732**

(58) **Field of Search** D2/731-734, 700,
D2/701, 704, 712, 743, 40, 1, 10, 36-38;
2/2.15, 2.17, 67, 69, 77, 212, 400-402,
70, 82; 441/102-104

(56) **References Cited**

U.S. PATENT DOCUMENTS

D202,976 S	*	11/1965	O'Neill	D2/731
3,763,498 A	*	10/1973	Rector	2/2.15
D269,220 S	*	6/1983	Joseph	D2/731
4,741,050 A	*	5/1988	O'Kane et al.	2/2.15
4,999,845 A	*	3/1991	Jenks, Jr. et al.	D2/732
5,768,703 A	*	6/1998	Machado et al.	2/2.15
D409,819 S	*	5/1999	Gilchrist	D2/731
5,898,934 A	*	5/1999	Hunter et al.	2/2.15

D416,124 S	*	11/1999	Davies et al.	D2/731
D418,276 S	*	1/2000	Bengtsson	D2/731
D423,189 S	*	4/2000	Davies et al.	D2/731

OTHER PUBLICATIONS

Casad Wetsuits Product Catalog, Nov. 1991 p. 4 Full suit on right side of page.*

Ski Limited Catalog, Apr. 1983 p. 9 item "B" full suite and p. 8 item "E" tank-style suit.*

Sport Europa, Spring/Summer 1993 p. 10 item "C" full suit on lower left of page.*

JC Penney Catalog, Fall/winter 1997 p. 113 item "E" swimsuit back.*

* cited by examiner

Primary Examiner—Louis S. Zarfes

Assistant Examiner—Deanne Levy

(74) *Attorney, Agent, or Firm*—Akin, Gump, Strauss, Hauer & Feld, L.L.P.

(57) **CLAIM**

We claim the ornamental design for a garment, as shown and described.

DESCRIPTION

FIG. 1 is a perspective view of a garment showing our new design;

FIG. 2 is a front elevational view thereof;

FIG. 3 is a rear elevational view thereof;

FIG. 4 is a right side elevational view thereof; and,

FIG. 5 is a left side elevational view thereof.

1 Claim, 2 Drawing Sheets

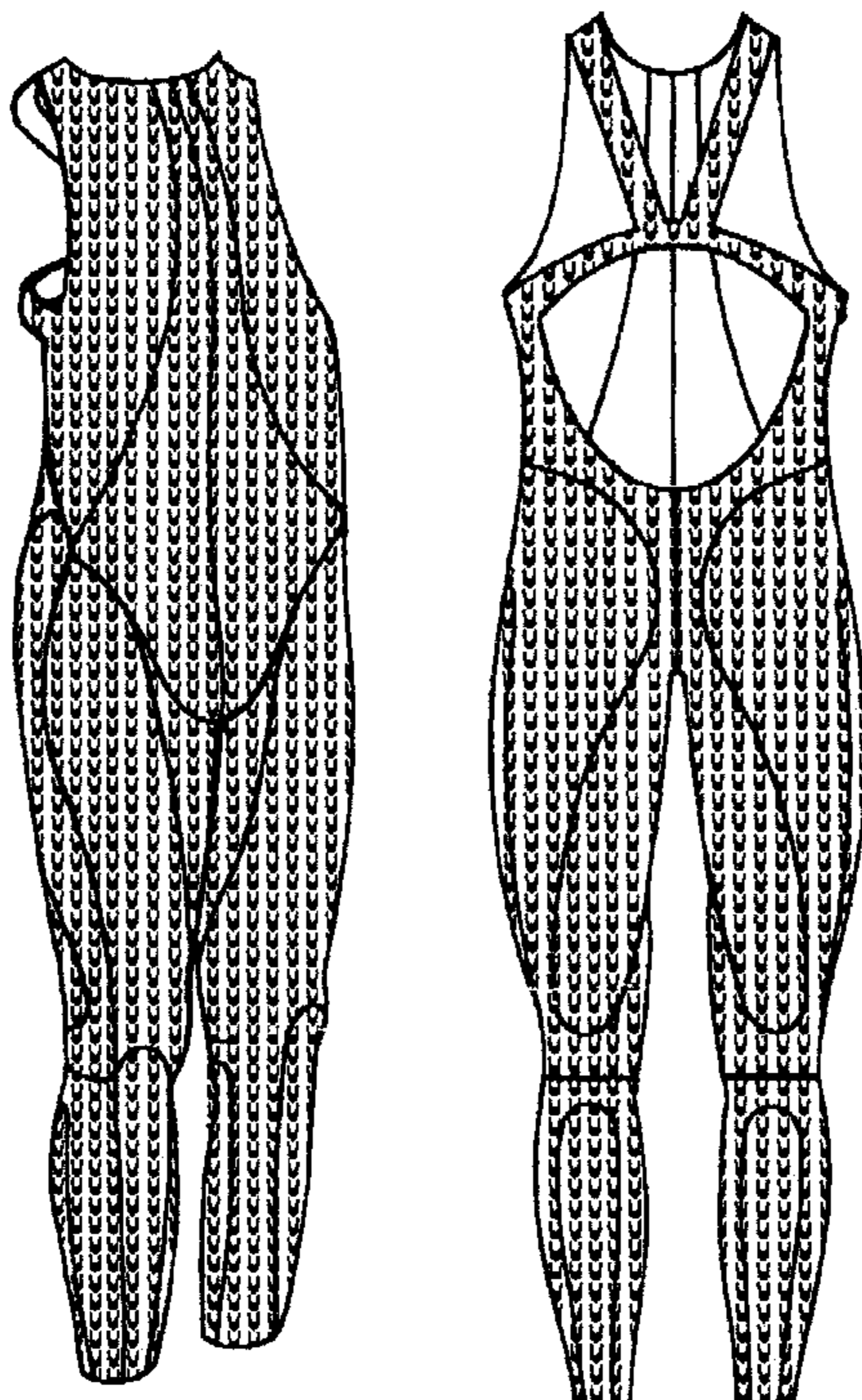


FIG. 1

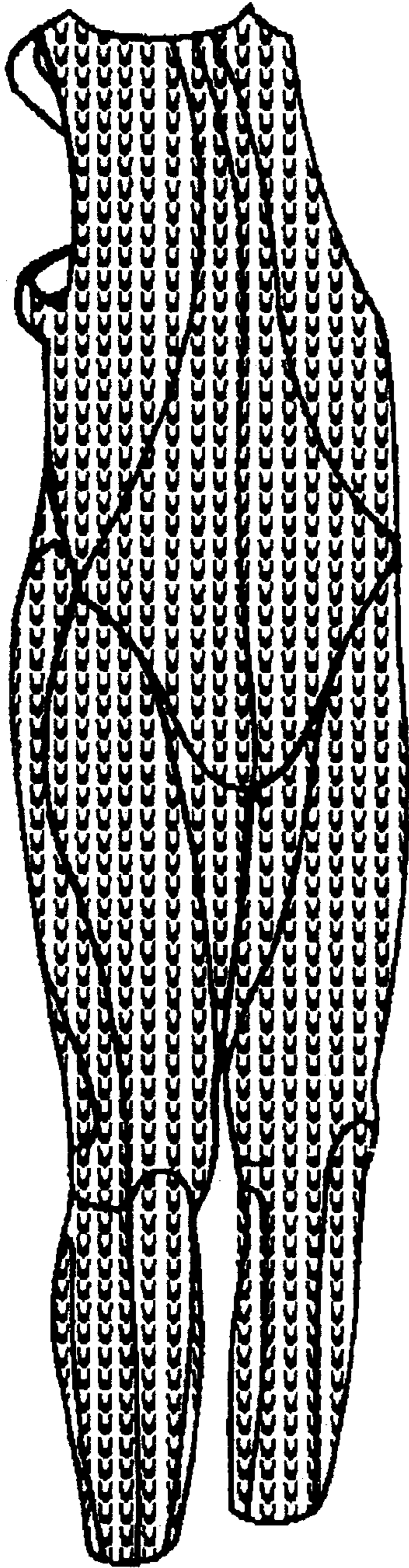


FIG. 2




FIG. 3




FIG. 4

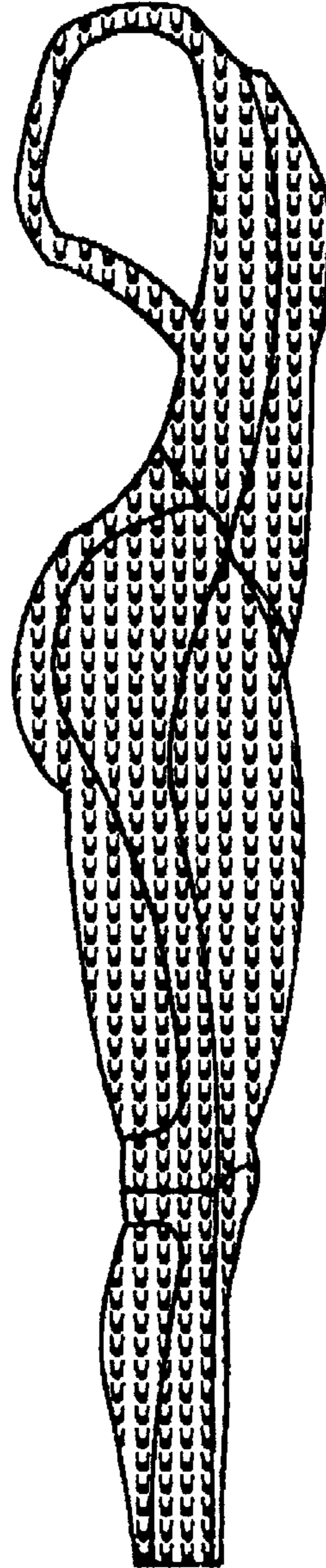


FIG. 5

