



US00D456556S

(12) **United States Design Patent**
Pahl et al.

(10) **Patent No.:** **US D456,556 S**

(45) **Date of Patent:** **** Apr. 30, 2002**

(54) **NIGHT LIGHT**

5,564,816 A * 10/1996 Arcadia et al. 362/121 X

(76) Inventors: **Richard C. Pahl**, 436 Date Palm Ct.,
St. Petersburg, FL (US) 33703; **Susan S
Humphrey**, 13356 Gulf Blvd., Madeira
Beach, FL (US) 33708

* cited by examiner

Primary Examiner—Alan P. Douglas
Assistant Examiner—Linda Brooks
(74) *Attorney, Agent, or Firm*—Harold D. Shall

(**) Term: **14 Years**

(57) **CLAIM**

(21) Appl. No.: **29/139,057**

The Ornamental design for a night light, as shown and described.

(22) Filed: **Mar. 26, 2001**

(51) **LOC (7) Cl.** **26-03**

(52) **U.S. Cl.** **D26/94**

(58) **Field of Search** D26/93-112, 26,
D26/51; D6/450; D99/25-27, 23; D11/121-123,
133, 157; 362/410-414, 806, 121; 206/457

DESCRIPTION

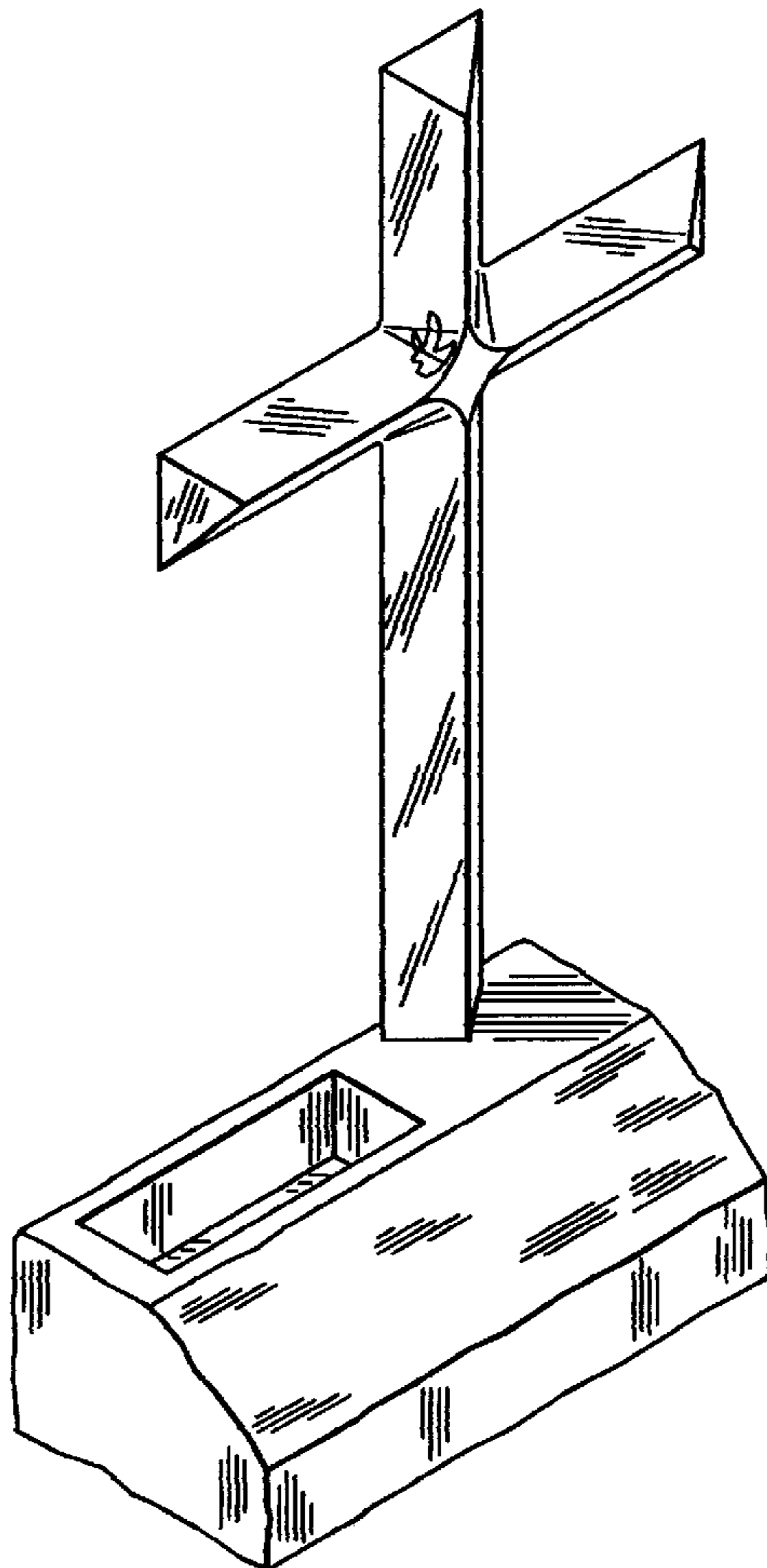
FIG. 1 is a perspective view of a night light showing our new design; the cross portion being made of transparent material and displaying a dove in the center of the cross;
FIG. 2 is a front elevational view;
FIG. 3 is a rear elevational view;
FIG. 4 is a top plan view;
FIG. 5 is a bottom plan view; and,
FIG. 6 is a right side elevational view, the left side elevational view being a mirror image.

(56) **References Cited**

U.S. PATENT DOCUMENTS

D293,028 S * 12/1987 Yother et al. D26/94 X
D338,081 S * 8/1993 Klaffer D26/94
5,255,170 A * 10/1993 Plamp et al. 362/121 X

1 Claim, 3 Drawing Sheets



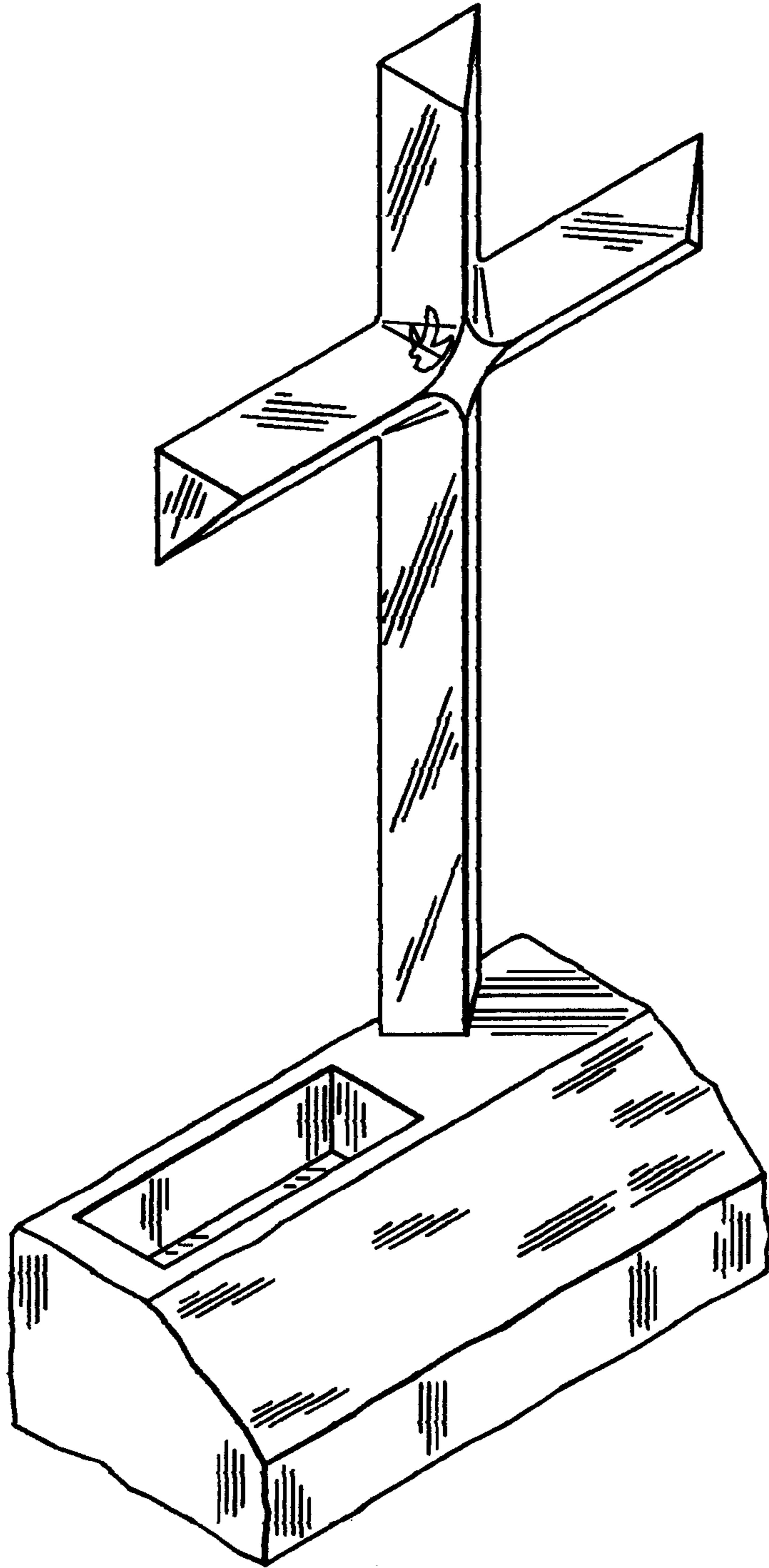


Fig. 1

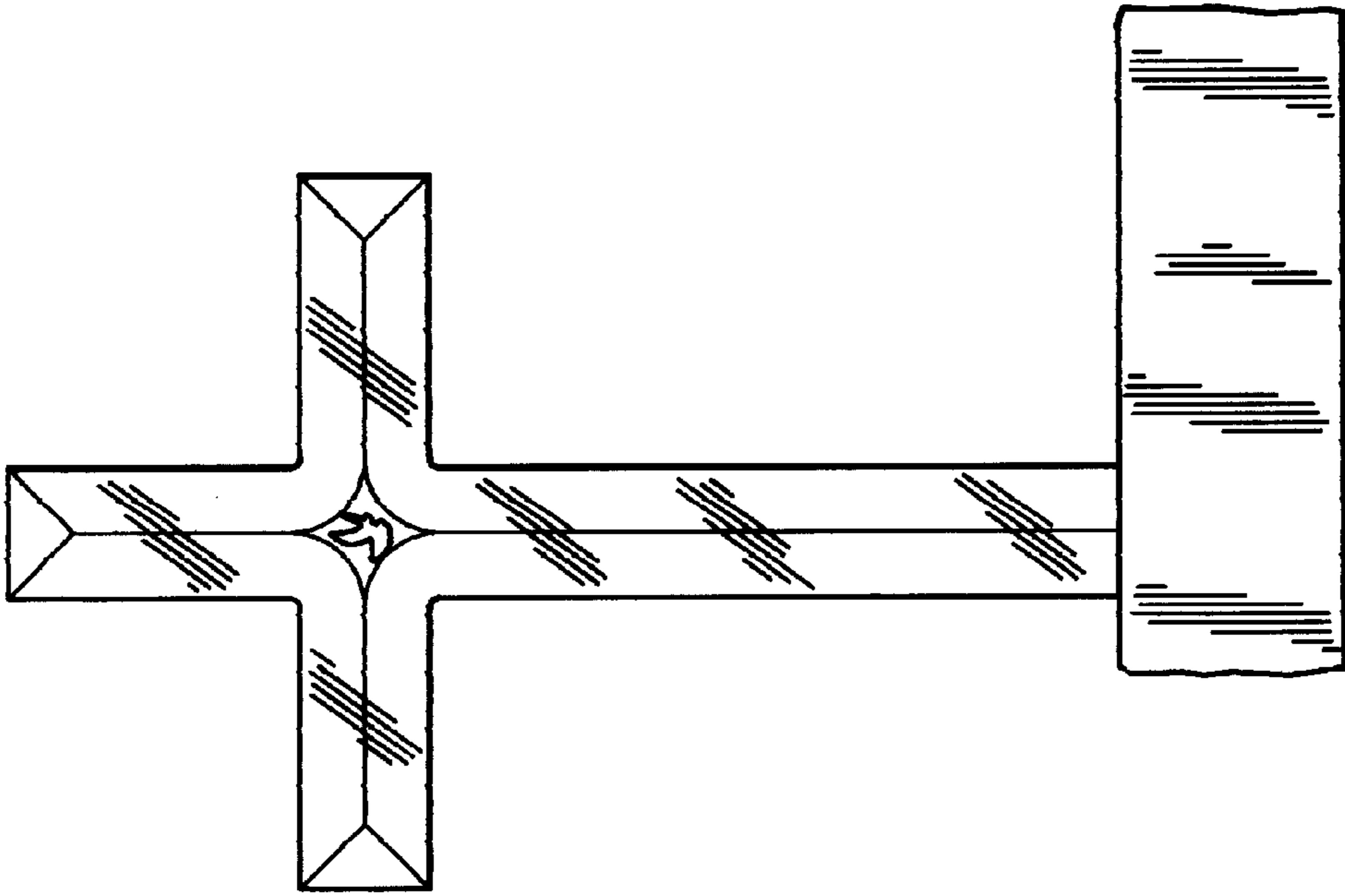


Fig. 3




Fig. 2




Fig. 6

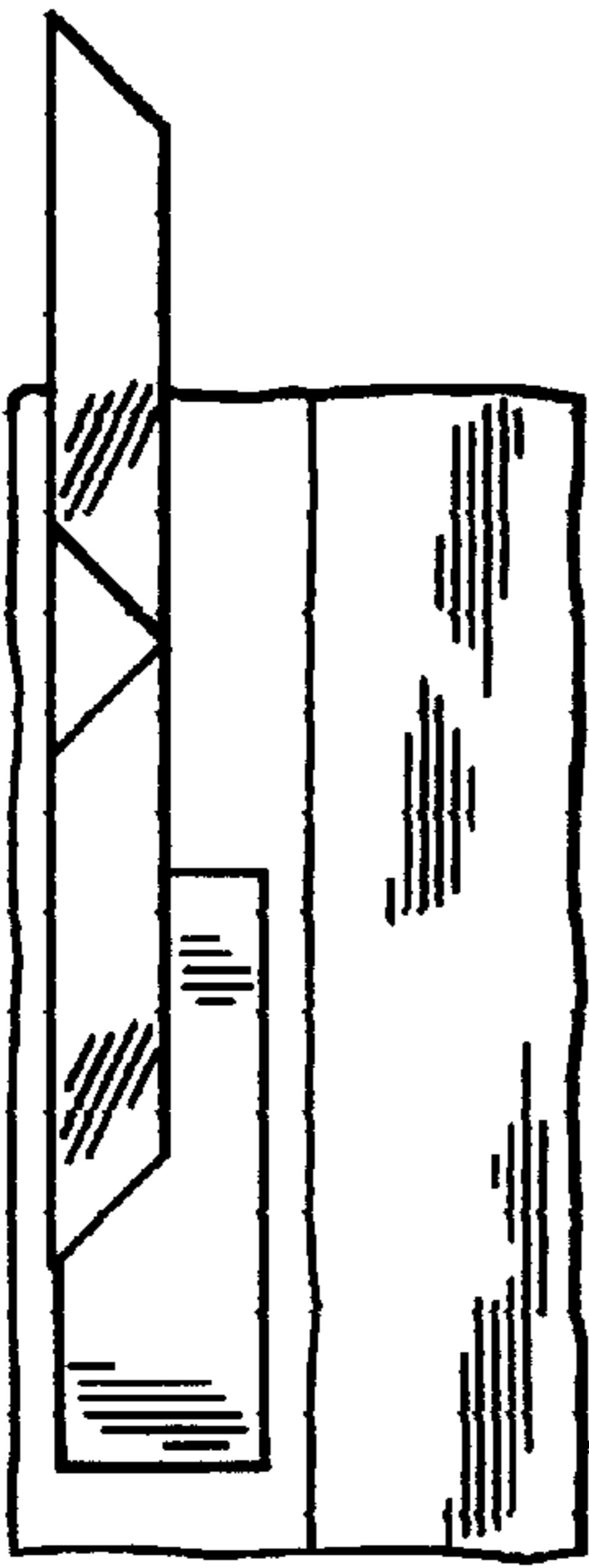


Fig. 4




Fig. 5