



US00D456543S

(12) **United States Design Patent** (10) **Patent No.:** **US D456,543 S**
Ulc (45) **Date of Patent:** **** Apr. 30, 2002**

(54) **POSITION LAMP FOR WATERCRAFT**

(74) *Attorney, Agent, or Firm*—Herbert Dubno

(75) **Inventor:** **Vaclav Ulc**, Grosspetersdorf (AT)

(57) **CLAIM**

(73) **Assignee:** **Hella Fahrzeugteile Austria GmbH & Co. KG**, Grosspetersdorf (AT)

The ornamental design for a position lamp for watercraft, as shown and described.

(**) **Term:** **14 Years**

DESCRIPTION

(21) **Appl. No.:** **29/118,795**

This application contains at least one drawing executed in color.

(22) **Filed:** **Feb. 16, 2000**

FIG. 1 is a front elevational view of a position lamp for watercraft showing my new design, with the lamp body extended from its housing;

(51) **LOC (7) Cl.** **26-06**

(52) **U.S. Cl.** **D26/28**

(58) **Field of Search** D26/37-50; 362/157-183,
362/477, 225, 228, 219, 223; 114/343;
340/984, 985, 987

FIG. 2 is a right side elevational view thereof;

FIG. 3 is a bottom, side perspective view thereof;

FIG. 4 is a top view thereof;

FIG. 5 is a rear view thereof;

(56) **References Cited**

U.S. PATENT DOCUMENTS

3,090,977	A	*	5/1963	Murray	362/477
3,833,800	A	*	9/1974	Stewart et al.	362/447
4,360,826	A	*	11/1982	Strasser et al.	362/240
5,398,026	A	*	3/1995	Handsaker	340/984
6,139,170	A	*	10/2000	Wiggerman	362/447
6,155,195	A	*	12/2000	Nirenberg	114/343

FIG. 6 is a front perspective view of the position lamp for watercraft showing my new design, with the lamp body retracted in its housing;

FIG. 7 is a side elevational view thereof with the lamp body retracted;

FIG. 8 is a rear view thereof with the lamp body retracted; and,


FIG. 9 is a top view thereof with the lamp body retracted.

* cited by examiner

1 Claim, 9 Drawing Sheets

Primary Examiner—Susan J. Lucas

(9 of 9 Drawing Sheet(s) Filed in Color)






Fig. 1




Fig. 2



Fig. 3




Fig. 4




Fig. 5



Fig. 6



Fig. 7



Fig. 8




Fig. 9